



US00D354221S

**United States Patent** [19]  
**Corella**

[11] **Patent Number: Des. 354,221**  
[45] **Date of Patent: \*\* Jan. 10, 1995**

[54] **DISPENSING PACKAGE WITH TEARDROP FINGER SLOT**

[76] **Inventor: Arthur P. Corella, 8166 Vanscoy Ave., North Hollywood, Calif. 91602**

[\*\*] **Term: 14 Years**

[21] **Appl. No.: 14,753**

[22] **Filed: Nov. 1, 1993**

[52] **U.S. Cl. .... D9/415**

[58] **Field of Search ..... D9/415, 341, 418, 456; 206/461-471, 45.31, 45.34, 806, 525**

[56] **References Cited**

**U.S. PATENT DOCUMENTS**

D. 281,224	11/1985	Fireman	.....	D9/415 X
D. 281,227	11/1985	Okano	.....	D9/415 X
D. 290,582	6/1987	Angerman	.....	D9/415 X
D. 294,124	2/1988	Angerman	.....	D9/415
D. 332,398	1/1993	Lee et al.	.....	D9/415
3,497,059	2/1970	Watts, Jr.	.....	206/462 X
4,590,610	5/1986	Rhyme	.....	206/806 X

**OTHER PUBLICATIONS**

Techform Inc. 1982 (From 206-461 Shoe).

*Primary Examiner*—Prabhakar G. Deshmukh  
*Attorney, Agent, or Firm*—Donald Diamond

[57] **CLAIM**

The ornamented design for a dispensing package with teardrop figure slot, as shown and described.

**DESCRIPTION**

FIG. 1 is a front perspective view of a dispensing package with teardrop finger slot showing my new design; FIG. 2 is a top plan view thereof; FIG. 3 is a rear elevational view thereof; FIG. 4 is a left side elevational view thereof; the right side elevational view being a mirror image thereof; FIG. 5 is a bottom plan view thereof; FIG. 6 is a perspective view of a second embodiment of FIG. 1; and, FIG. 7 is a perspective view of a third embodiment of FIG. 1.

It is understand that the corresponding views of the second and third embodiments are similar to the first embodiment with the difference resides in the dual and triple configuration of the design.




FIG. 1




FIG. 2

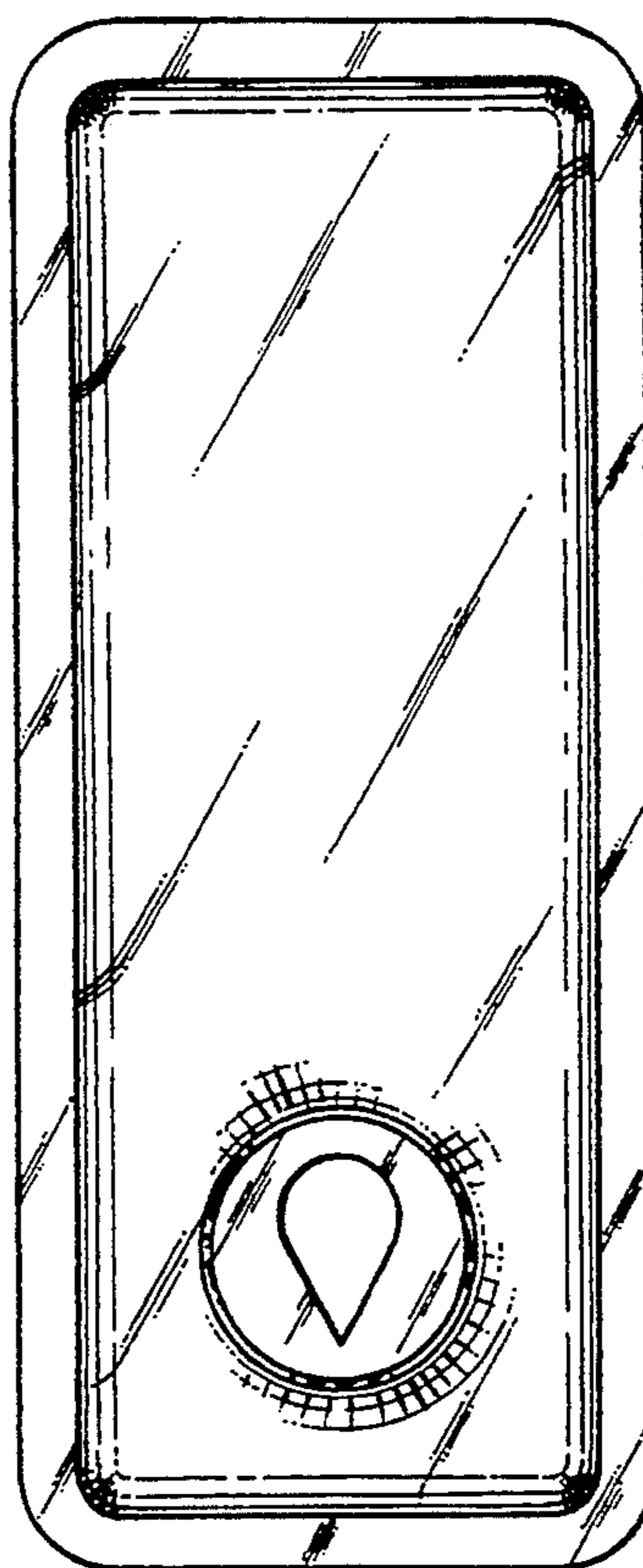


FIG. 3

FIG. 4



FIG. 5




FIG. 6

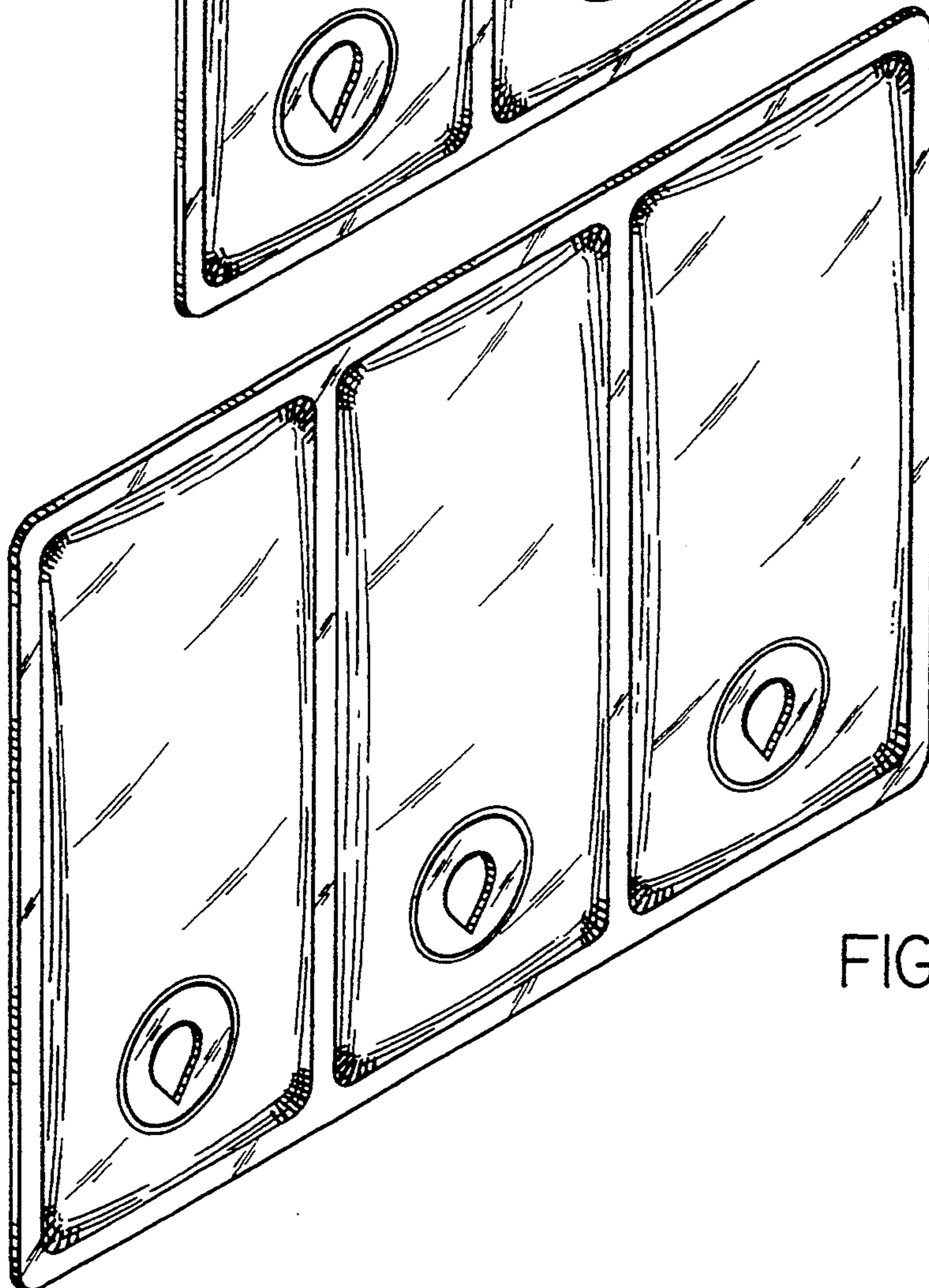


FIG. 7