



US00D354217S

United States Patent [19]

[11] Patent Number: **Des. 354,217**

Sneary

[45] Date of Patent: **** Jan. 10, 1995**

[54] WALL PLATE

OTHER PUBLICATIONS

[76] Inventor: **Michael R. Sneary, 357 Grant St., Apartment A, Redlands, Calif. 92373**

Leviton Abridged Catalog; No. 1000-D; p. 12; Wall plate 86105.

[**] Term: **14 Years**

Primary Examiner—B. J. Bullock
Attorney, Agent, or Firm—Hugh Smith

[21] Appl. No.: **4,572**

[57] CLAIM

[22] Filed: **Feb. 8, 1993**

The ornamental design for a wall plate, as shown and described.

[52] U.S. Cl. **D8/350**

[58] Field of Search **D8/350, 353; D13/177; 437/536; 40/642, 649; 174/66, 67; 220/241, 242**

DESCRIPTION

[56] References Cited

U.S. PATENT DOCUMENTS

D. 69,222	1/1926	Knudsen	D8/353
D. 321,667	11/1991	Baker, Jr.	D8/350
1,930,610	10/1933	Despard	174/66
4,479,317	10/1984	Hanna	174/66
5,212,899	5/1993	Fandreyer	174/66

FIG. 1 is a front elevational view of a wall plate showing my new design, the broken line showing being for illustrative purposes only;
 FIG. 2 is a rear elevational view thereof;
 FIG. 3 is an enlarged left side elevational view thereof;
 FIG. 4 is an enlarged right side elevational view thereof;
 FIG. 5 is an enlarged top plan view thereof; and,
 FIG. 6 is an enlarged bottom plan view thereof.

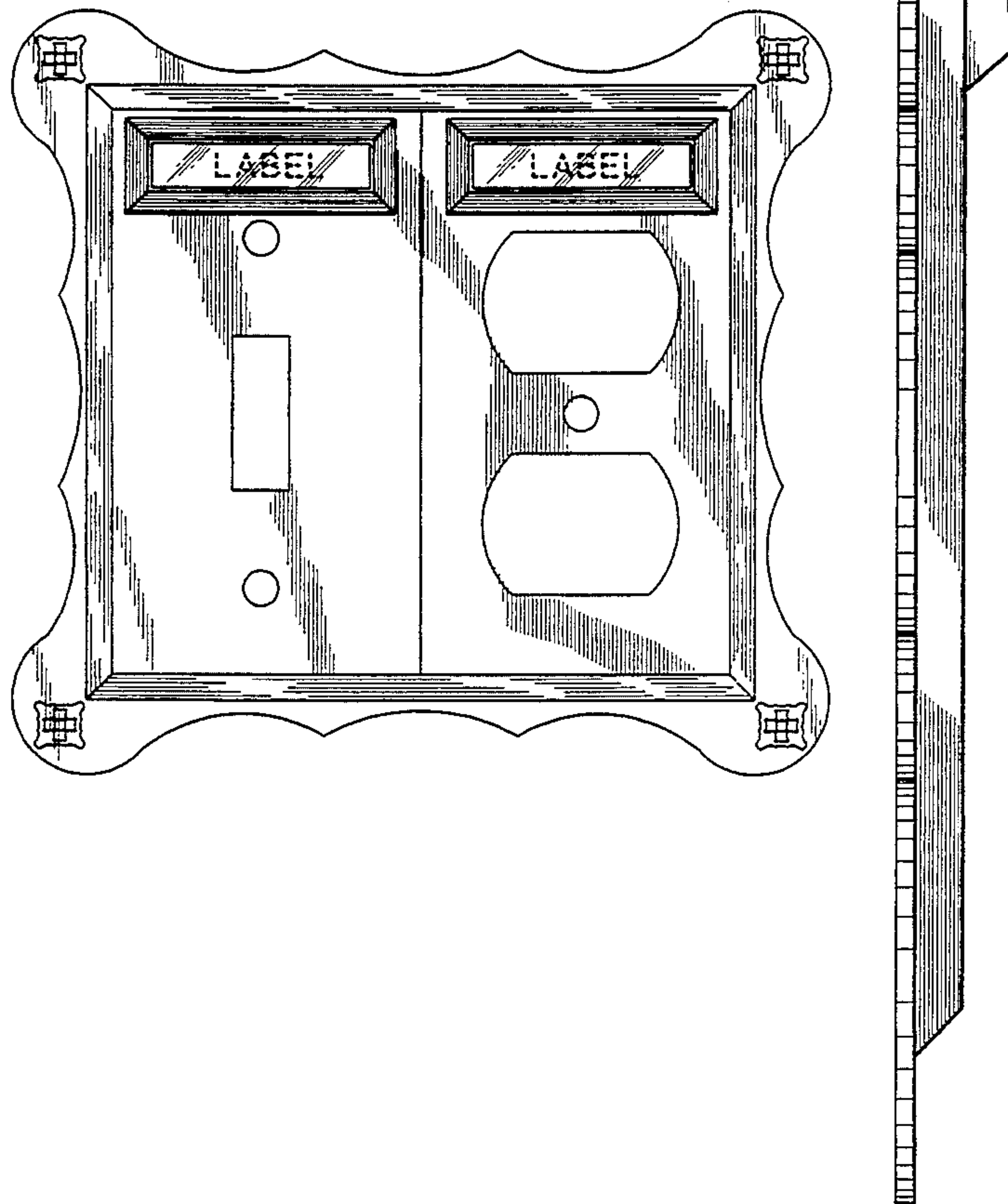


FIG. 1

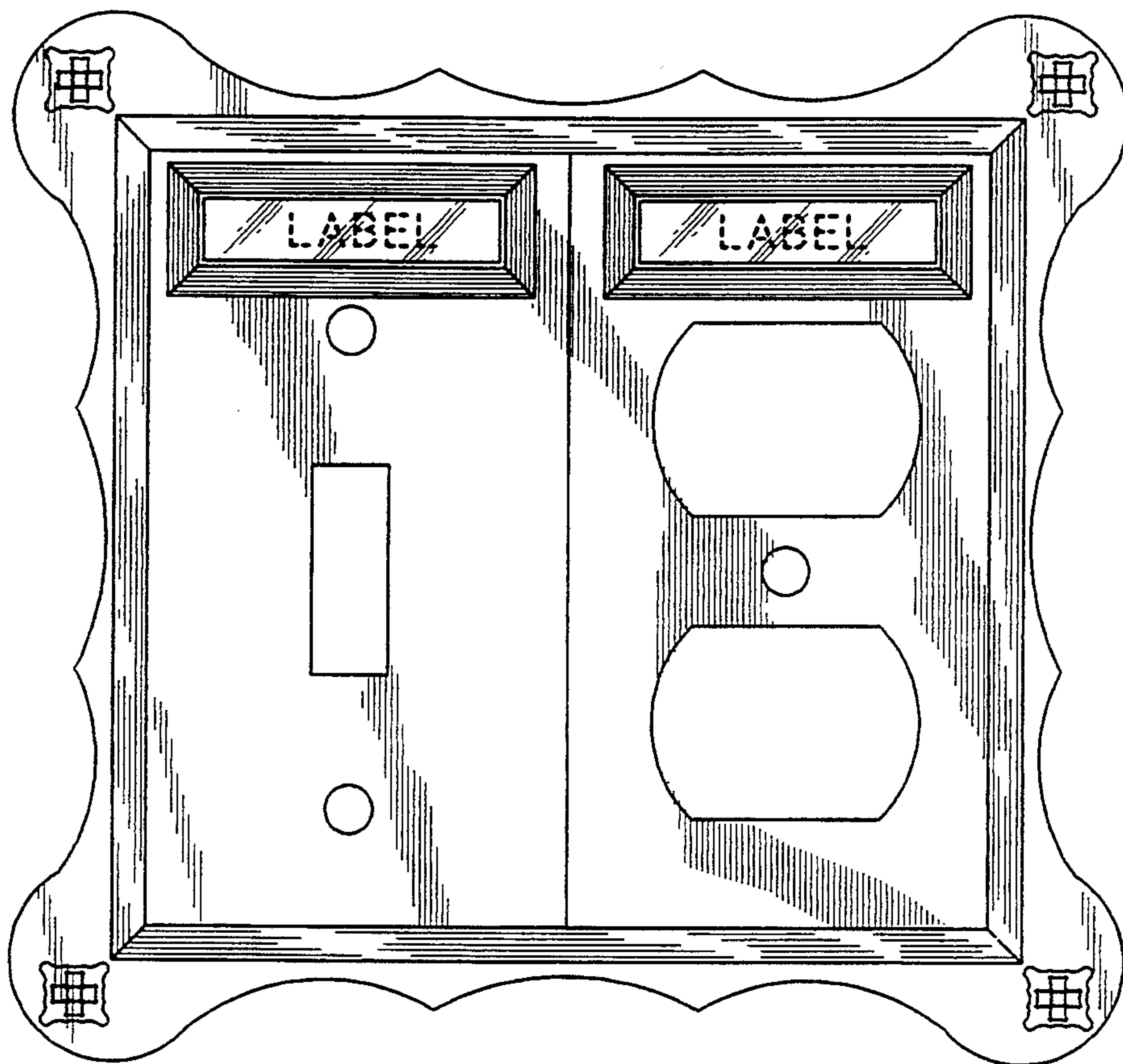


FIG. 2

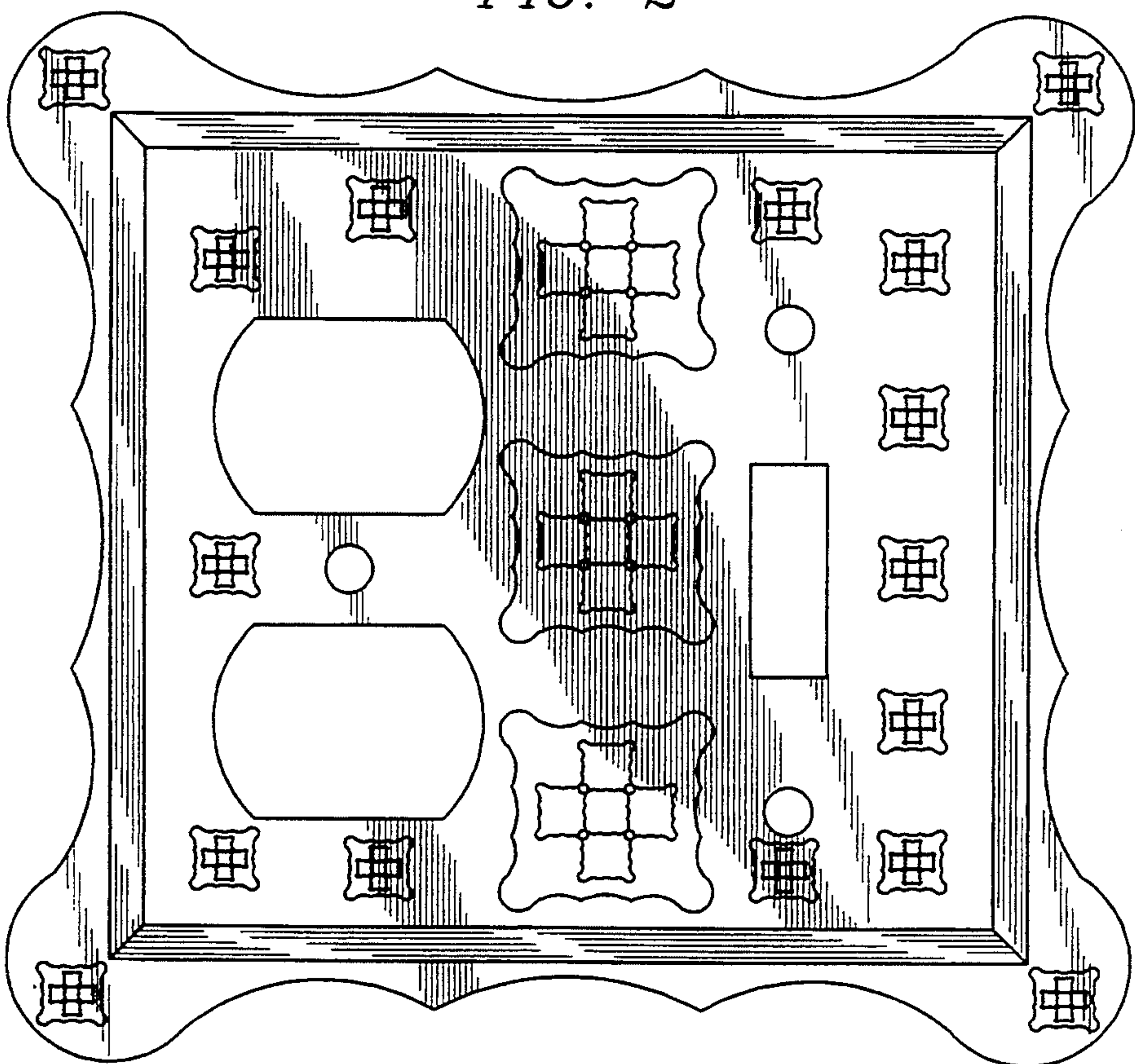


FIG. 3

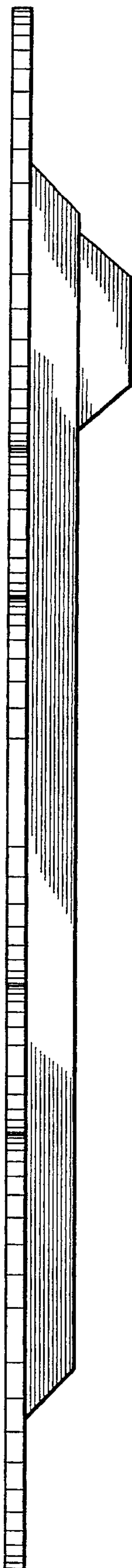


FIG. 4

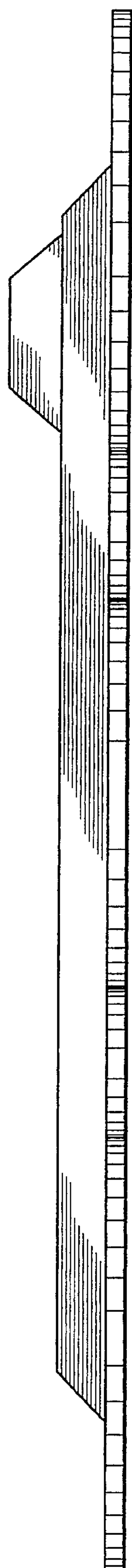


FIG. 5




FIG. 6

