



US00D354212S

United States Patent [19]

[11] Patent Number: **Des. 354,212**

Rönholm et al.

[45] Date of Patent: **** Jan. 10, 1995**

[54] **SPLITTING AXE**

[75] Inventors: **Svante Rönholm, Karjaa; Kenneth Wikström, Helsinki, both of Finland**

[73] Assignee: **Fiskars Oy Ab, Finland**

[**] Term: **14 Years**

[21] Appl. No.: **9,544**

[22] Filed: **Jun. 15, 1993**

[52] U.S. Cl. **D8/76**

[58] Field of Search **D8/14, 76, 78, 80, 47; 30/308.1, 308.2, 308.3**

4,106,539	8/1978	Petrich	30/308.2
4,586,258	8/1978	Petrich	30/308.2
4,586,258	5/1986	Burke	D8/76
5,141,353	8/1992	Meredith et al.	30/308.1

OTHER PUBLICATIONS

Cutlery Shoppe Catalog, 1989, p. 10, Gerber Sport Axe.

Primary Examiner—Bernard Ansher

Assistant Examiner—Philip Hyder

Attorney, Agent, or Firm—Foley & Lardner

[57] CLAIM

The ornamental design for a splitting axe, as shown and described.

References Cited

U.S. PATENT DOCUMENTS

D. 117,803	11/1939	Vaughan	D8/76
D. 203,575	1/1966	Dobbs	D8/76
D. 266,903	11/1982	Tarran	D8/76
D. 301,969	7/1989	Giordano	D8/76
D. 318,896	8/1991	Crain	D8/76
1,128,871	2/1915	Holik	30/308.1
2,738,815	3/1956	Hoeldtke	30/308.1

DESCRIPTION

FIG. 1 is a right side perspective view of the splitting axe showing my new design;
 FIG. 2 is a left side view thereof;
 FIG. 3 is a rear view thereof;
 FIG. 4 is a front view thereof;
 FIG. 5 is a top view thereof; and,
 FIG. 6 is a bottom view thereof.

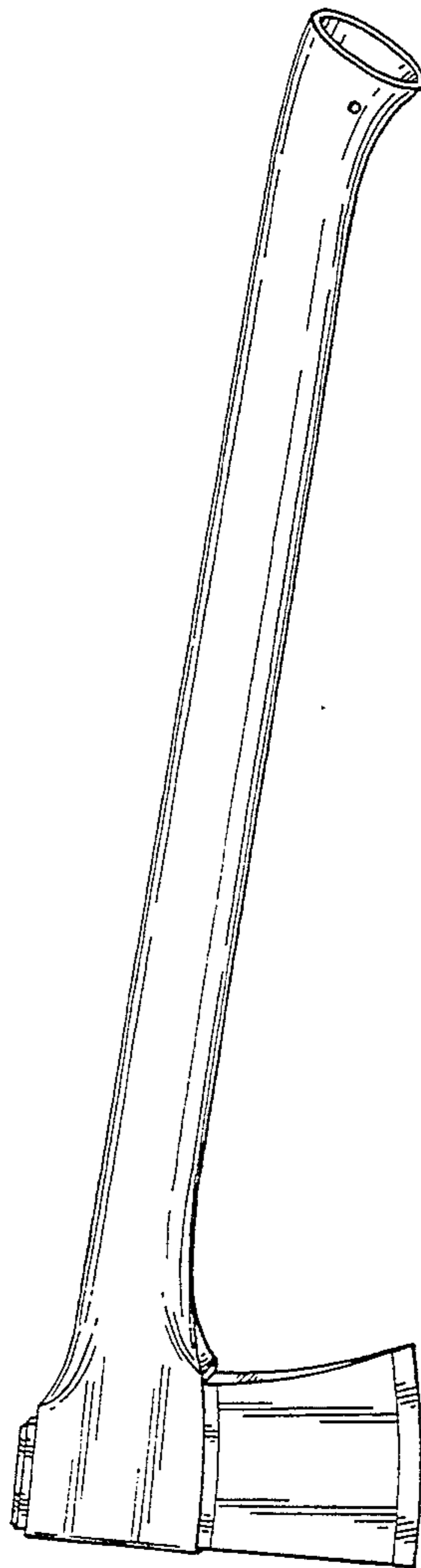
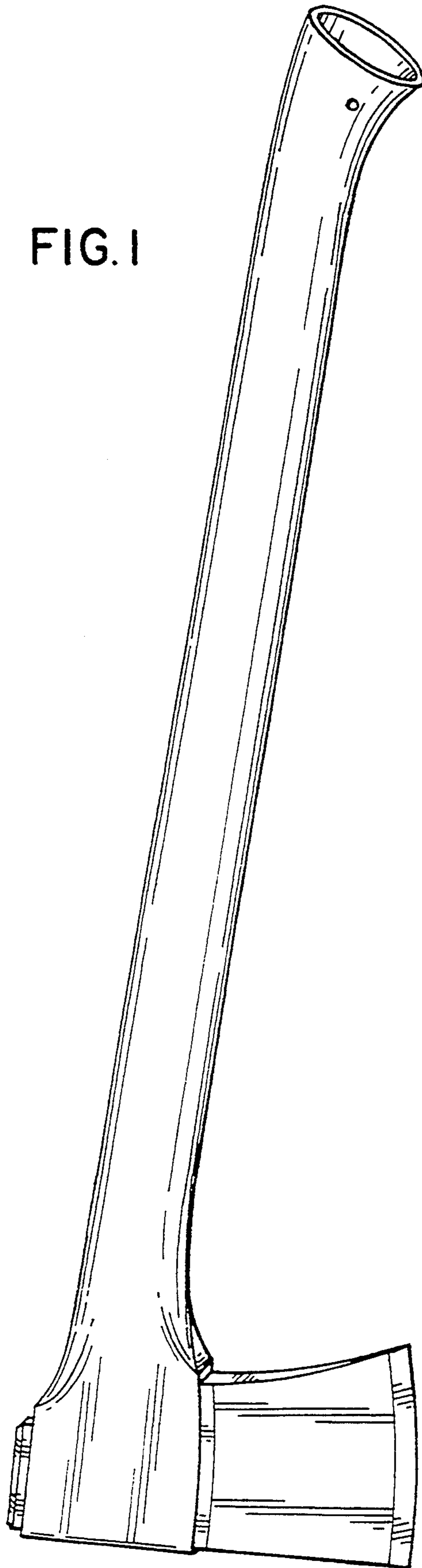


FIG. 1



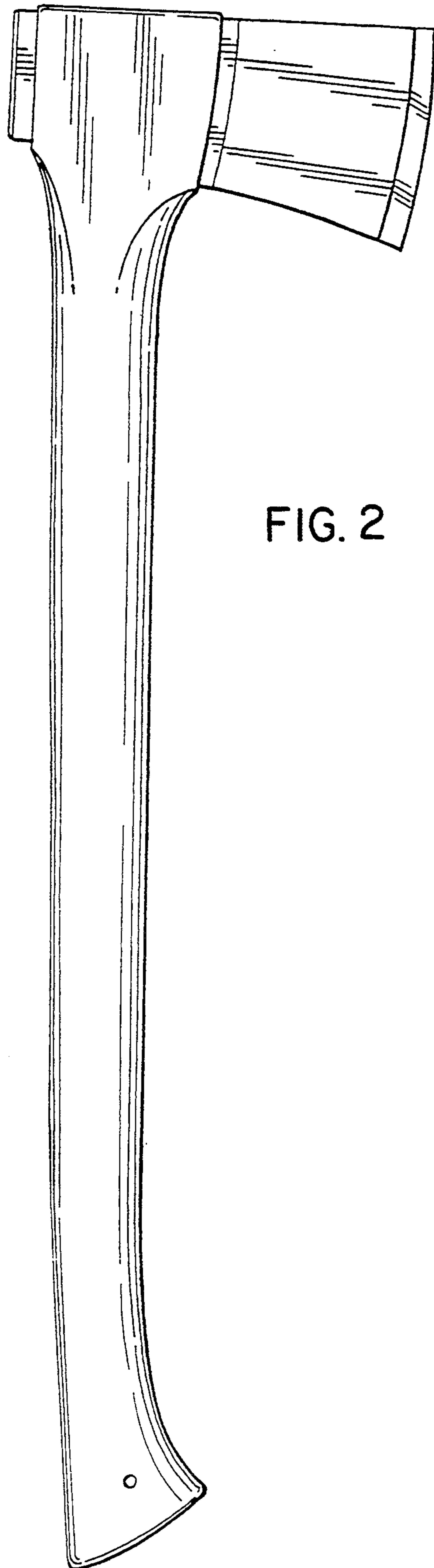


FIG. 2

FIG.3

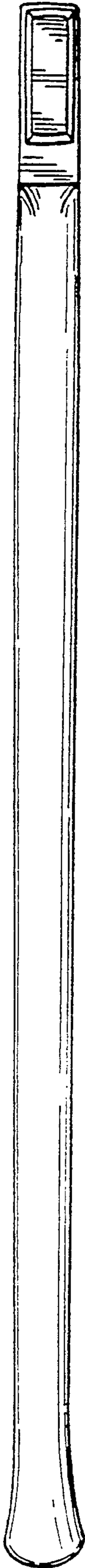


FIG.4

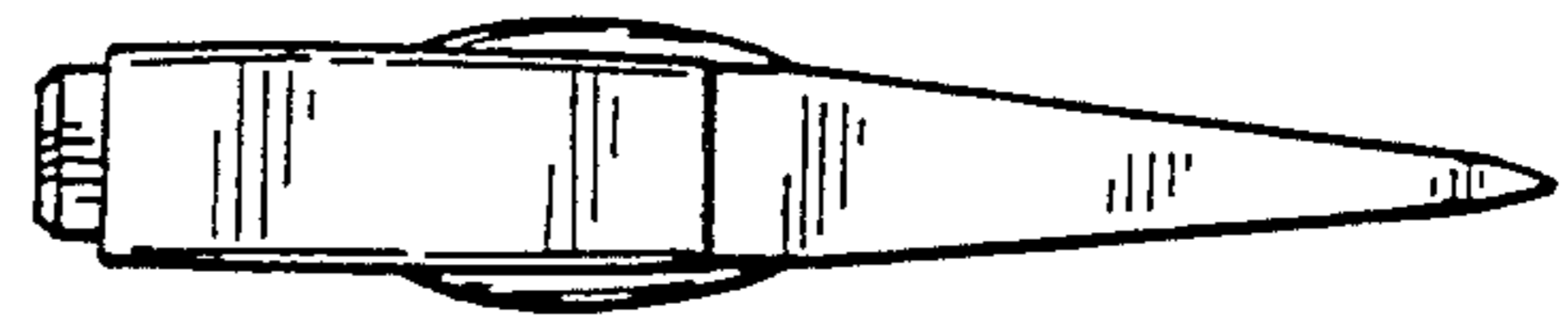



FIG. 5



FIG. 6