



US00D354186S

United States Patent [19] Grosfillex

[11] Patent Number: **Des. 354,186**

[45] Date of Patent: **** Jan. 10, 1995**

[54] TEA CART

[75] Inventor: **Raymond Grosfillex**, Oyonnax,
France

[73] Assignee: **Grosfillex SARL**, Oyonnax, France

[**] Term: **14 Years**

[21] Appl. No.: **14,461**

[22] Filed: **Oct. 22, 1993**

[30] **Foreign Application Priority Data**

Apr. 26, 1993 [XH] Hague Agreement DMA/002129

[52] U.S. Cl. **D34/21; D34/17;**
D6/479

[58] Field of Search D34/12, 17, 19, 20,
D34/21; 280/79.3, 79.11, 47.34; D6/478, 476,
479, 477, 465, 461, 460; 108/59, 63, 91

[56] **References Cited**

U.S. PATENT DOCUMENTS

D. 174,193 3/1955 Pinkus D34/21
D. 275,044 8/1984 Hampshire et al. D34/21
D. 285,853 9/1986 Hubert D34/21

FOREIGN PATENT DOCUMENTS

009019 7/1987 WIPO .

Primary Examiner—Kay H. Chin
Attorney, Agent, or Firm—Dowell & Dowell

[57] **CLAIM**

The ornamental design for a tea cart, as shown and described.

DESCRIPTION

FIG. 1 is a rear perspective view of a tea cart showing my new design;

FIG. 2 is a right side view thereof;


FIG. 3 is a left side view thereof;

FIG. 4 is a front elevational view thereof;

FIG. 5 is a rear elevational view thereof;

FIG. 6 is a top plan view thereof; and,

FIG. 7 is a bottom plan view thereof.






FIG. 1




FIG. 2




FIG. 3




FIG. 4




FIG. 5




FIG. 6




FIG. 7