



US00D354165S

United States Patent [19]

Werman

[11] Patent Number: **Des. 354,165**

[45] Date of Patent: **** Jan. 10, 1995**

[54] **SHOE UPPER**

[76] Inventor: **Jonathan H. Werman, 5111 NE. 30th Ave., Lighthouse Point, Fla. 33064**

[**] Term: **14 Years**

[21] Appl. No.: **19,745**

[22] Filed: **Mar. 9, 1994**

[52] U.S. Cl. **D2/970; D2/912**

[58] Field of Search **D2/896, 902, 905, 909-912, D2/943-945, 969, 970; 36/45, 83, 84, 89, 102-107, 112-116, 138**

[56] **References Cited**

U.S. PATENT DOCUMENTS

- D. 303,452 9/1989 Swett D2/970
- D. 316,623 5/1991 Bianchini D2/970
- D. 328,814 8/1992 Tonkel et al. D2/970
- D. 331,145 11/1992 Cheng D2/969

- D. 337,874 8/1993 Tonkel D2/970
- D. 338,096 8/1993 Tonkel D2/970
- D. 347,108 5/1994 Foster et al. D2/970


Primary Examiner—Louis S. Zarfaz
Attorney, Agent, or Firm—John L. Welch

[57] **CLAIM**

The ornamental design for a shoe upper, as shown and described.

DESCRIPTION

FIG. 1 is a left side elevational view of the shoe upper according to my new design;
 FIG. 2 is a right side elevational view thereof;
 FIG. 3 is a top plan view thereof;
 FIG. 4 is a front elevational view; and,
 FIG. 5 is a rear elevational view thereof.
 The broken line showing of a shoe sole is for illustrative purposes only and forms no part of the claimed design.






Fig. 1



Fig. 2

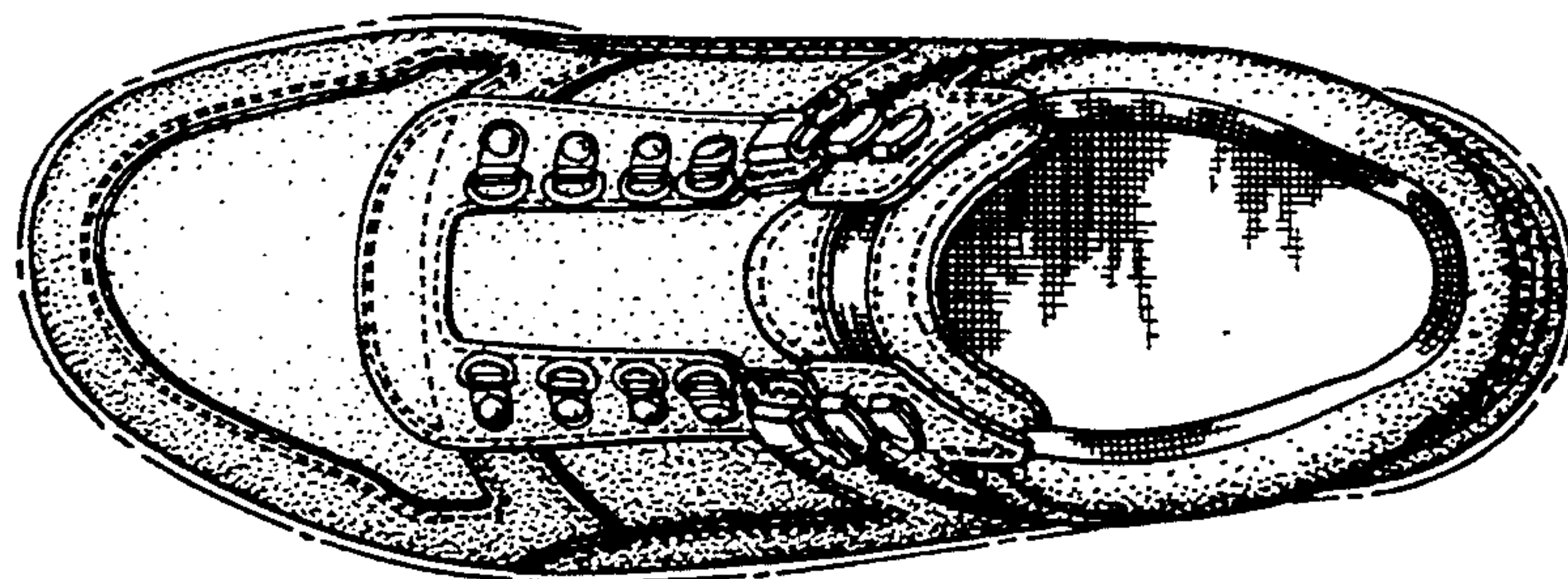


Fig. 3

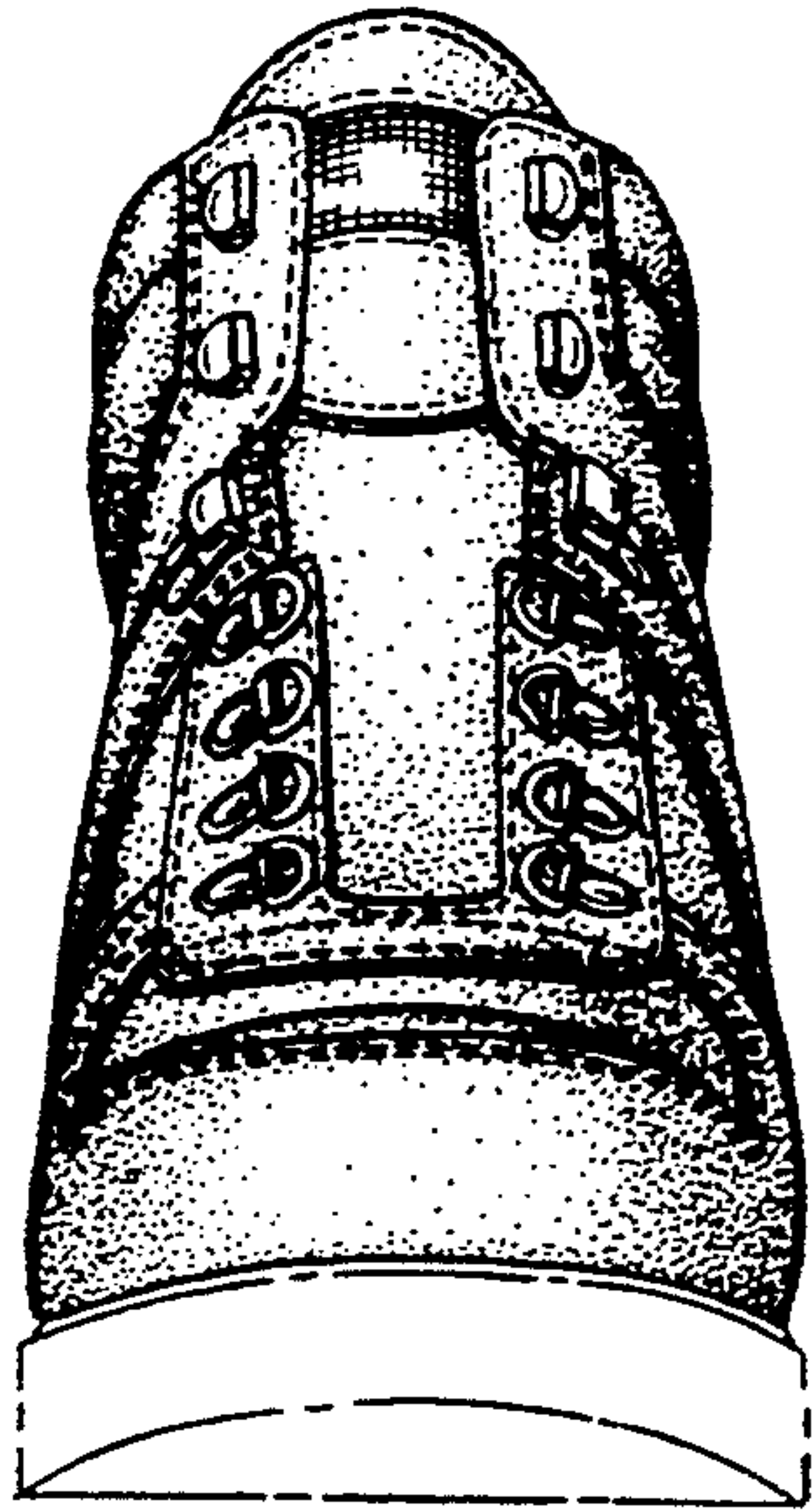


Fig. 4

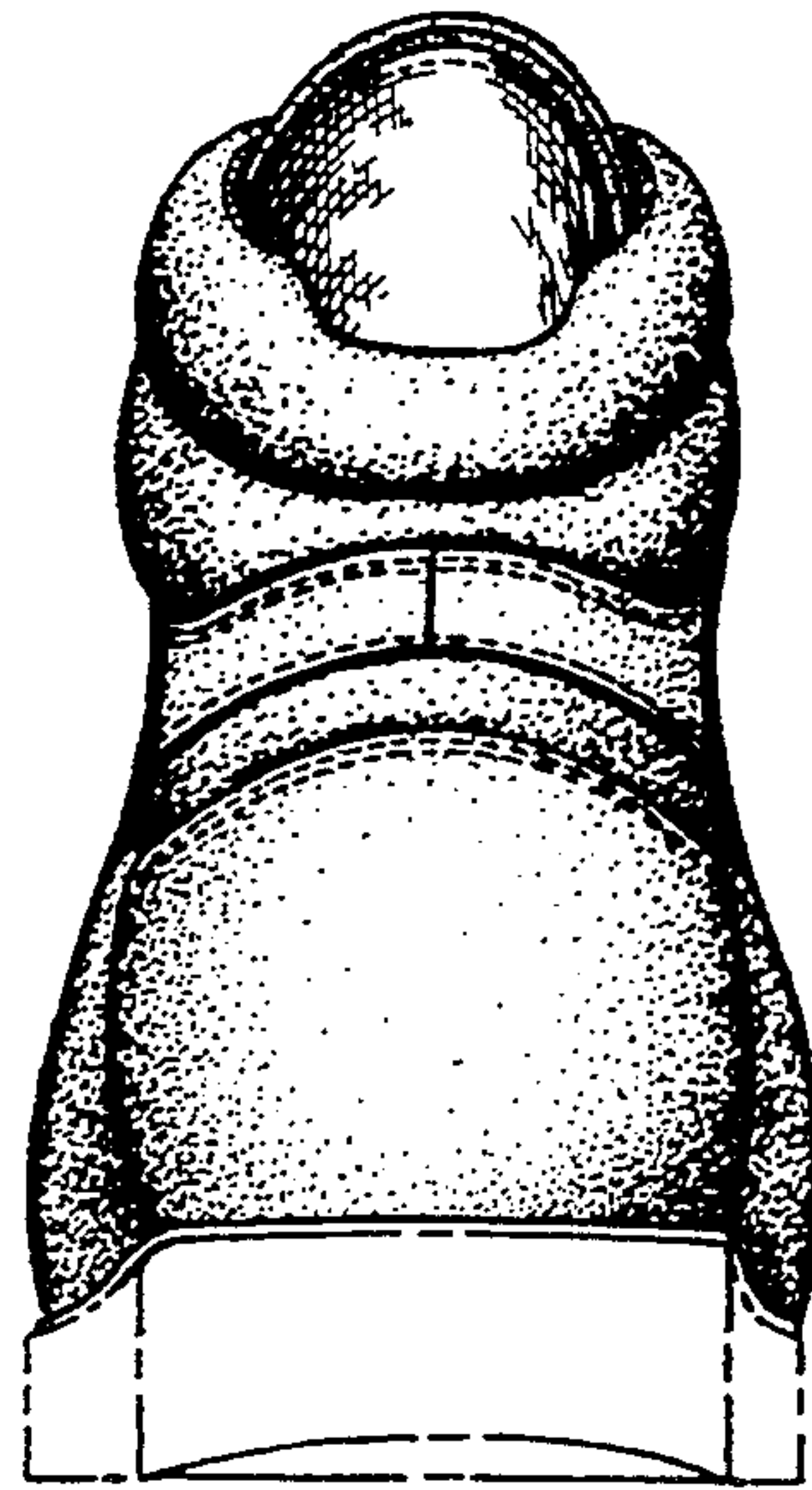


Fig. 5