



US00D354164S

# United States Patent [19]

Werman

[11] Patent Number: **Des. 354,164**

[45] Date of Patent: **\*\* Jan. 10, 1995**

[54] **SHOE UPPER**

[76] Inventor: **Jonathan H. Werman**, 5111 NE. 30th Ave., Lighthouse Point, Fla. 33064

[\*\*] Term: **14 Years**

[21] Appl. No.: **19,742**

[22] Filed: **Mar. 9, 1994**

[52] U.S. Cl. .... **D2/970**

[58] Field of Search ..... D2/896, 902, 905, 908-912, D2/969, 970; 36/45, 83, 84, 50.1, 89, 102-107, 112-114

[56] **References Cited**

**U.S. PATENT DOCUMENTS**

- D. 248,512 7/1978 Nova et al. .... D2/912
- D. 296,037 6/1988 Brown et al. .... D2/970
- D. 303,452 9/1989 Swett ..... D2/970

- D. 316,623 5/1991 Bianchini ..... D2/970
- D. 331,144 11/1992 Foster ..... D2/970
- D. 347,108 5/1994 Foster et al. .... D2/970

*Primary Examiner*—Louis S. Zarfes  
*Attorney, Agent, or Firm*—John L. Welch

[57] **CLAIM**

The ornamental design for a shoe upper, as shown and described.

**DESCRIPTION**


FIG. 1 is a right side elevational view of the shoe upper according to my new design;  
FIG. 2 is a left side elevational view thereof;  
FIG. 3 is a top plan view thereof;  
FIG. 4 is a front elevational view; and,  
FIG. 5 is a rear elevational view thereof.  
The broken line showing of a shoe sole is for illustrative purposes only and forms no part of the claimed design.



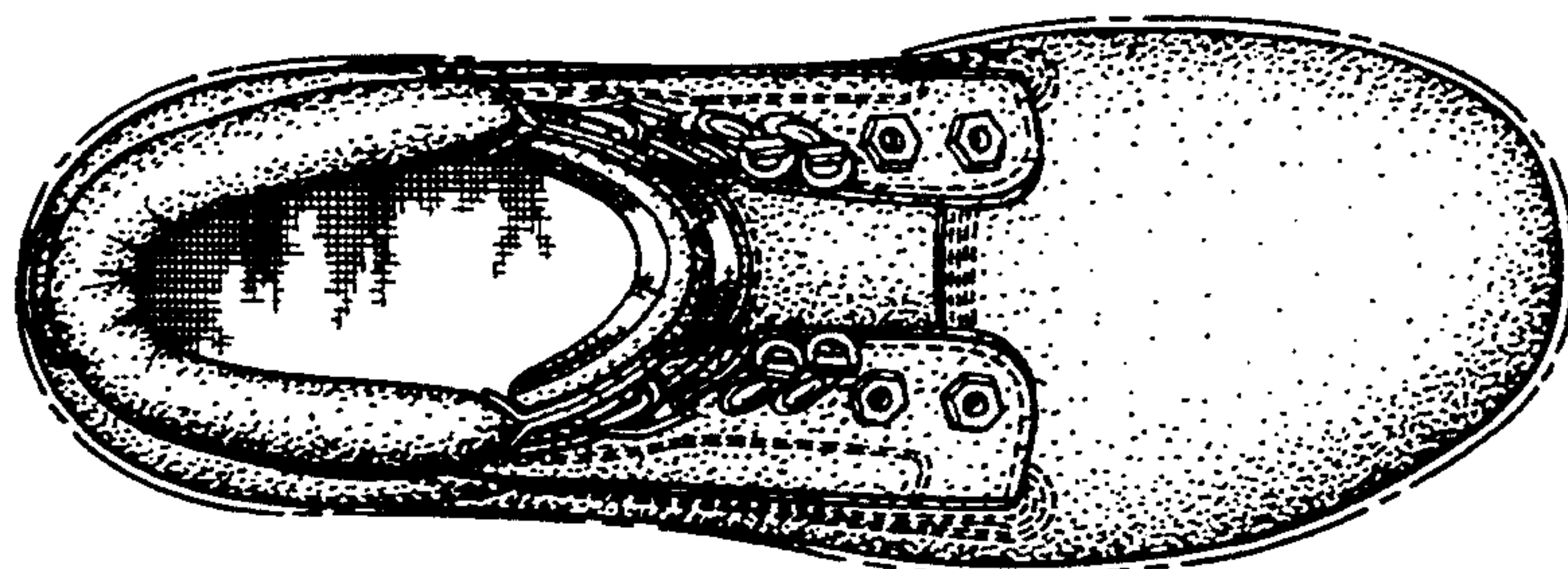
*Fig. 1*



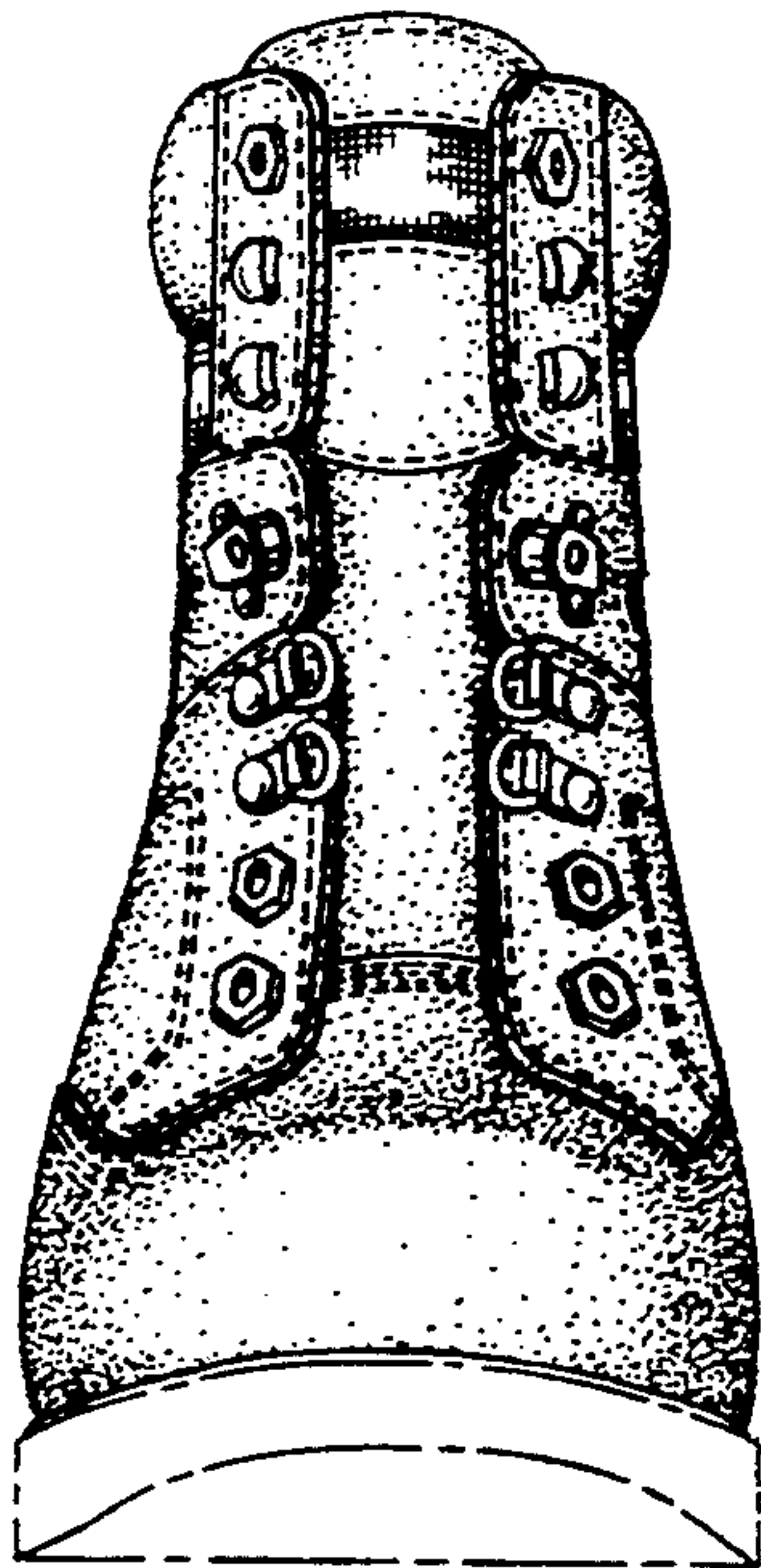
*Fig. 2*



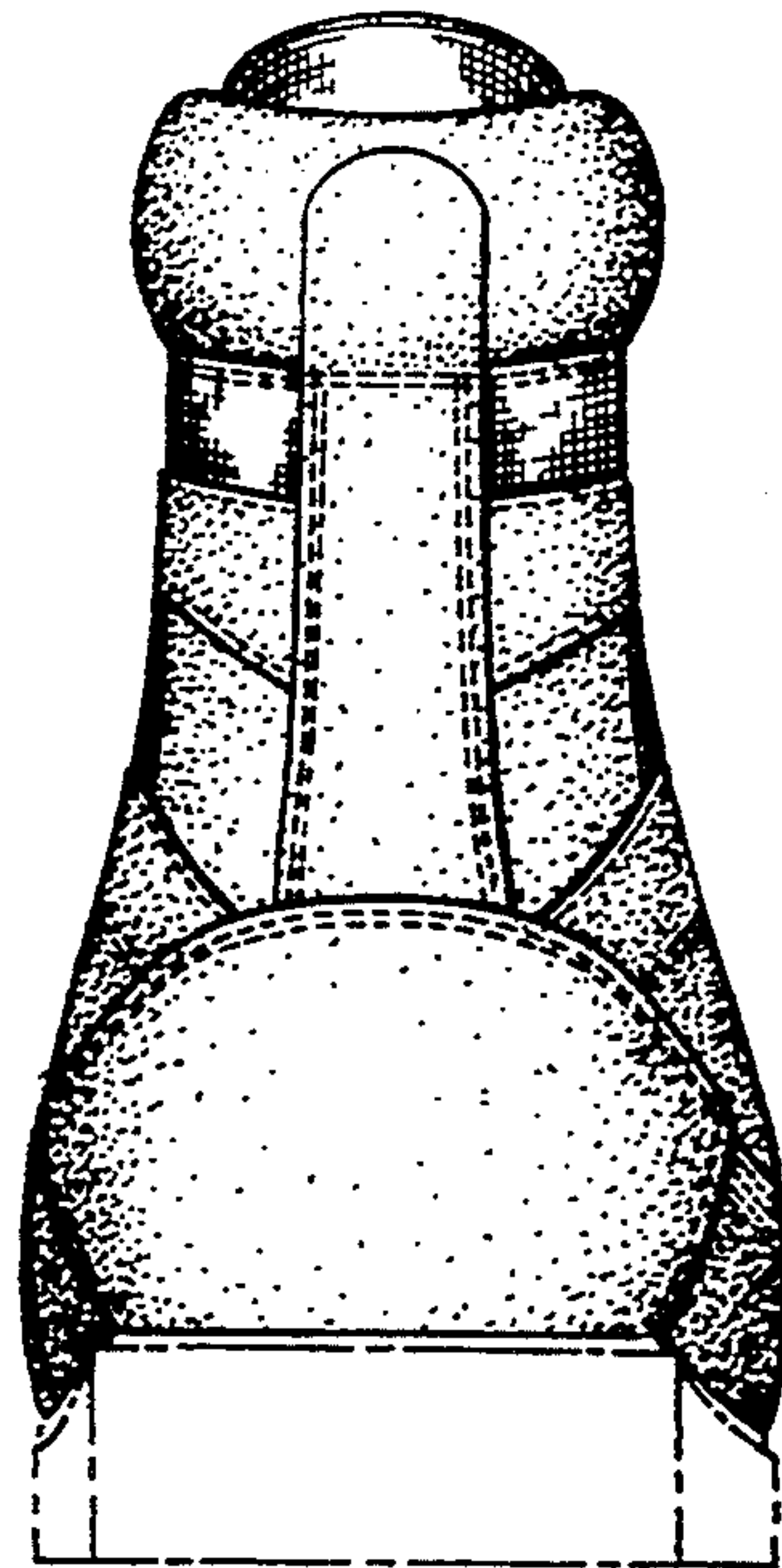
*Fig. 3*







*Fig. 4*



*Fig. 5*