



US00D354156S

United States Patent [19]

[11] Patent Number: **Des. 354,156**

Tapia

[45] Date of Patent: **** Jan. 3, 1995**

[54] PAINT BALL JUDGE SHIELD

1,279,571 9/1918 Moloney 89/36.07

[76] Inventor: **Rafael G. Tapia**, 3206 Cullen Lake Shore Dr., Orlando, Fla. 32812

3,476,107 11/1969 Matt, Jr. et al. 89/36.05

4,674,394 6/1987 Martino 89/36.05

4,843,947 7/1989 Bauer et al. 89/36.05

[**] Term: **14 Years**

Primary Examiner—Ruth McInroy
Attorney, Agent, or Firm—Paul S. Rooy

[21] Appl. No.: **948,754**

[57] **CLAIM**

[22] Filed: **Sep. 14, 1992**

The ornamental design for a paint ball judge shield, as shown and described.

[52] U.S. Cl. **D29/100**

[58] Field of Search D29/10-11,
D29/17-20, 99; 2/2, 2.5, 16; D21/240; 141/97;
114/14; 273/348, 317; 89/36.01, 36.02, 36.05,
36.07

DESCRIPTION

FIG. 1 is a front isometric view of a paint ball judge shield showing my new design;

FIG. 2 is a rear isometric view thereof;

FIG. 3 is a front elevational view thereof;

FIG. 4 is a rear elevational view thereof;

FIG. 5 is a top plan view thereof; and,

FIG. 6 is a bottom plan view thereof.

[56] **References Cited**

U.S. PATENT DOCUMENTS

377,732 2/1888 Adams 89/36.07





FIG 1



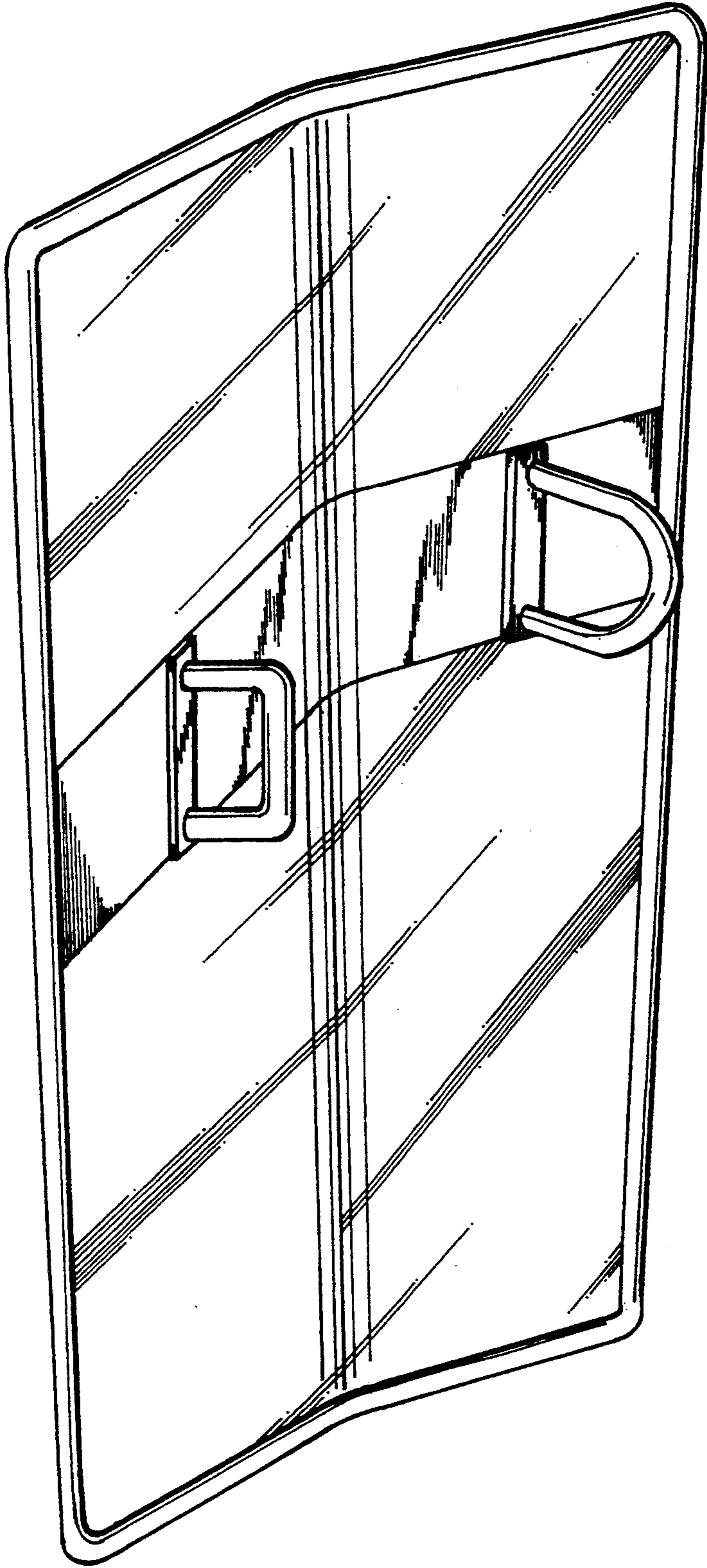


FIG 2

FIG 3




FIG 4

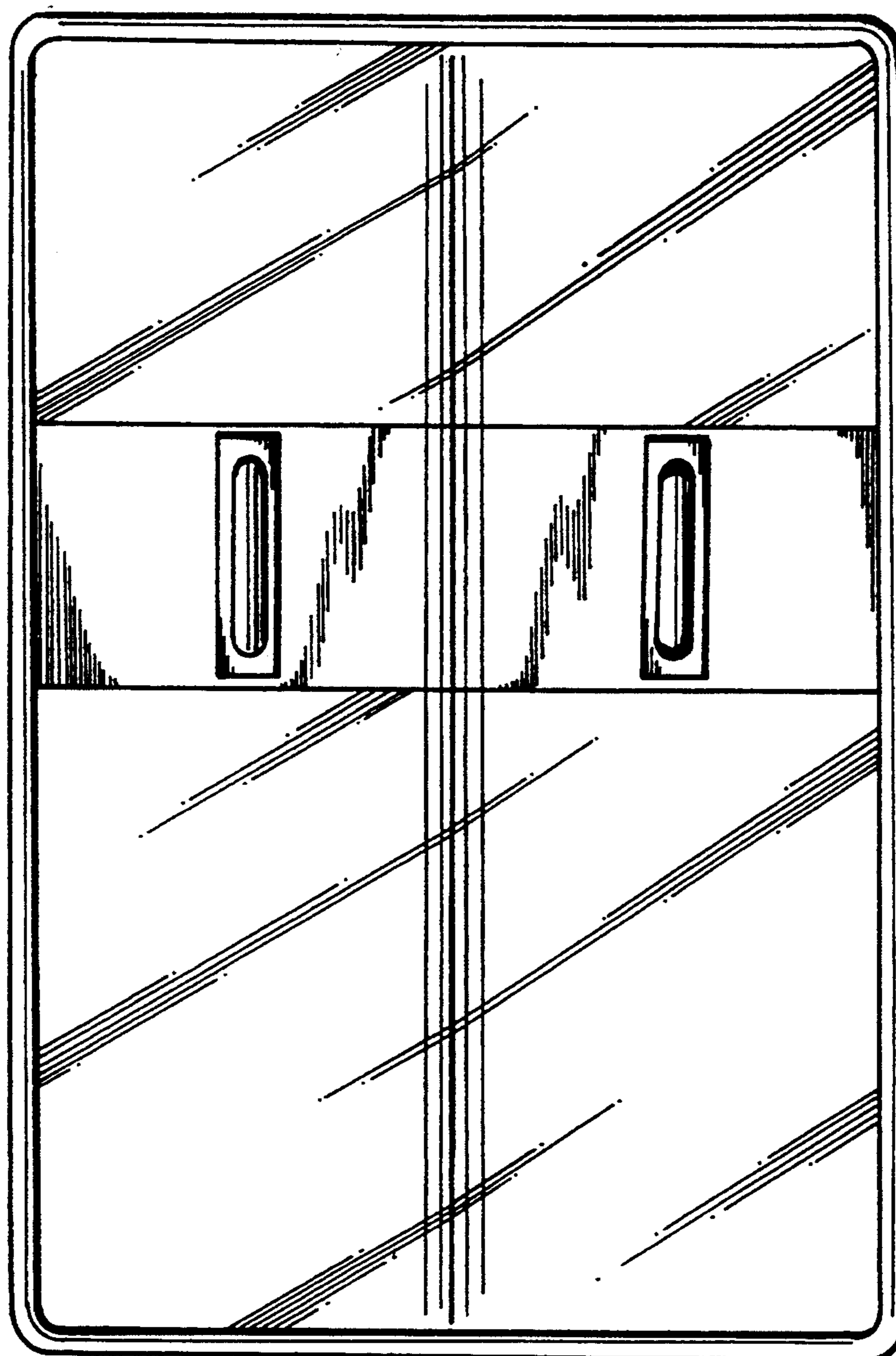


FIG 5

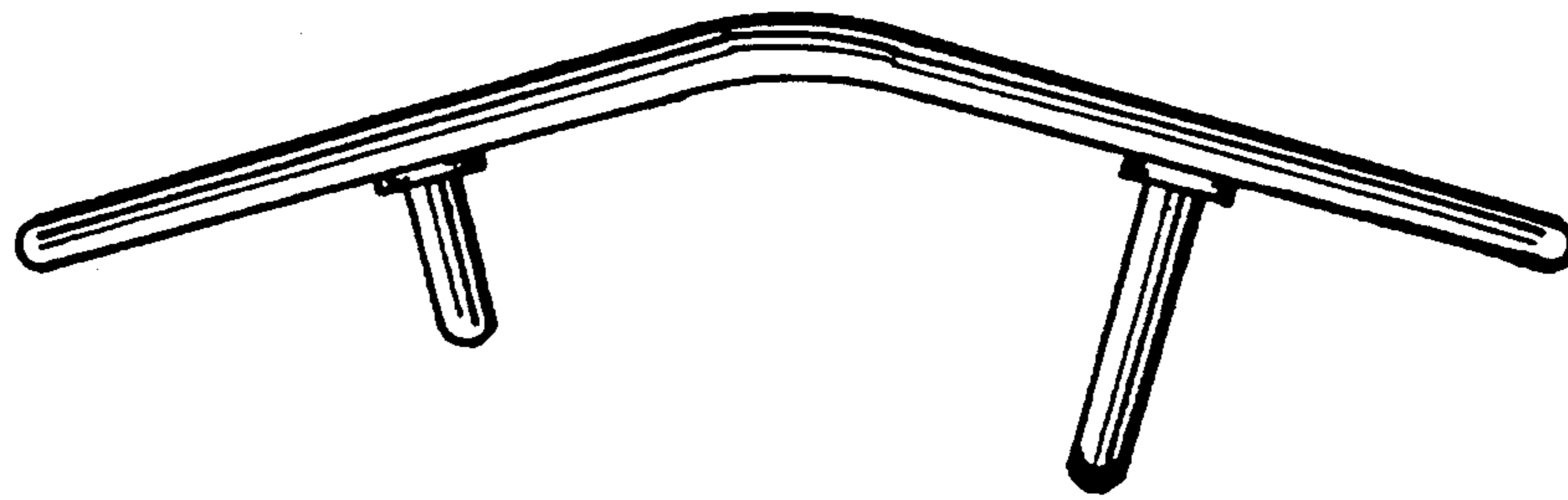


FIG 6

