



US00D354140S

**United States Patent** [19]  
**Kelly**

[11] **Patent Number: Des. 354,140**  
[45] **Date of Patent: \*\* Jan. 3, 1995**

[54] **EYE MASK PAD FOR USE WITH A THERMAL THERAPY UNIT**  
[75] **Inventor: Kevin A. Kelly, Galloway, Ohio**  
[73] **Assignee: Danninger Medical Technology, Inc., Columbus, Ohio**  
[\*\*] **Term: 14 Years**  
[21] **Appl. No.: 8,489**  
[22] **Filed: May 18, 1993**  
[52] **U.S. Cl. .... D24/207; D24/206**  
[58] **Field of Search ..... D24/207, 206, 208, 200; 607/96, 108, 109, 114**

D. 320,457 10/1991 Dickinson ..... D24/208  
D. 340,526 10/1993 Molloy ..... D24/206  
D. 345,609 3/1994 Mason et al. .... D24/206  
3,178,559 4/1965 Fogel et al. .... D24/206 X  
4,114,620 9/1978 Moore et al. .... 607/104

*Primary Examiner—Stella Reid*  
*Attorney, Agent, or Firm—Hudak & Shunk Co.*

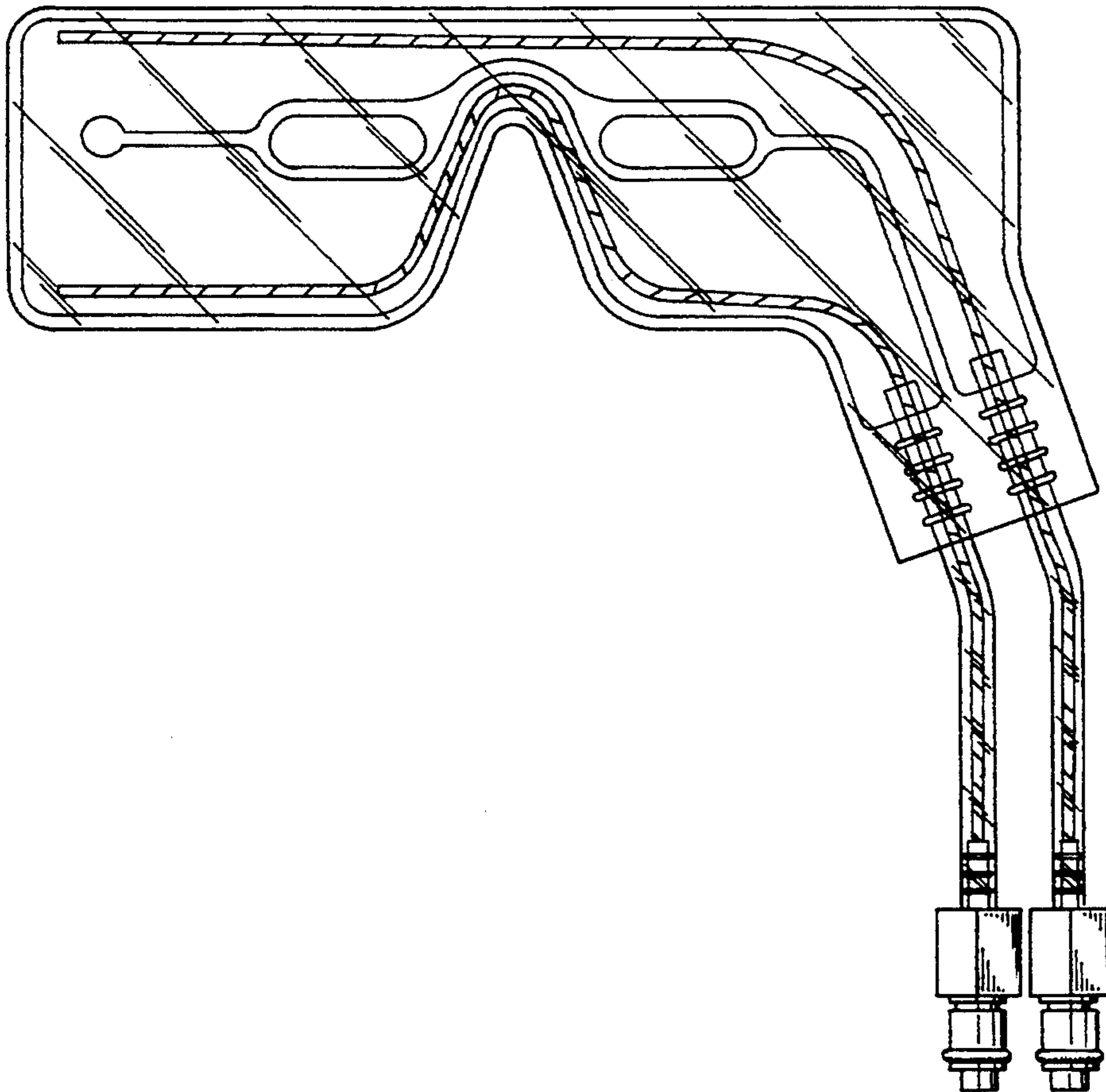
[57] **CLAIM**

The ornamental design for an eye mask pad for use with a thermal therapy unit, as shown and described.

**DESCRIPTION**

FIG. 1 is a top plan view of an eye mask pad for use with a thermal therapy unit, the bottom plan view being identical thereto;  
FIG. 2 is a side elevational view thereof, the opposite side elevational view being identical thereto;  
FIG. 3 is a front elevational view thereof; and,  
FIG. 4 is a rear elevational view thereof.

[56] **References Cited**  
**U.S. PATENT DOCUMENTS**  
D. 212,988 12/1968 Katzman et al. .... D24/207  
D. 268,696 4/1983 Bowen ..... D24/207



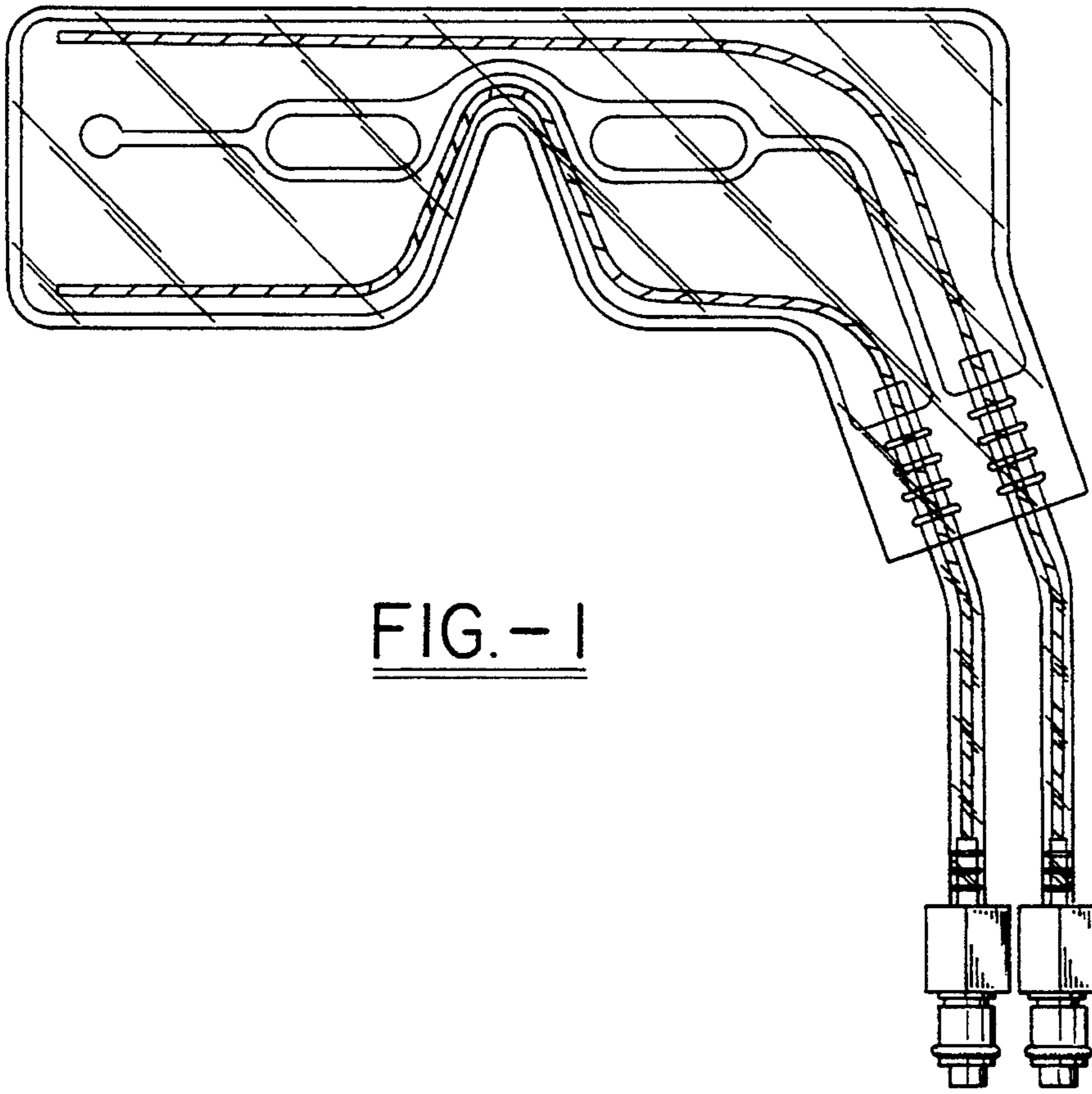


FIG. - 1

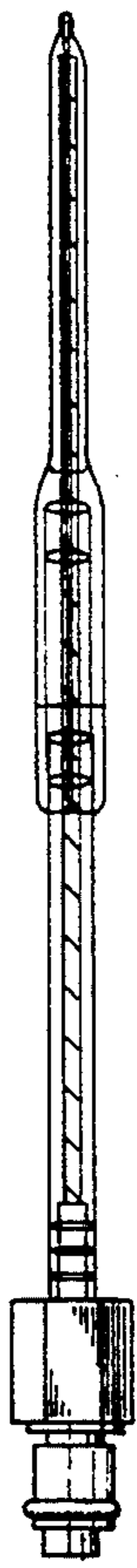


FIG. - 2



FIG. - 3

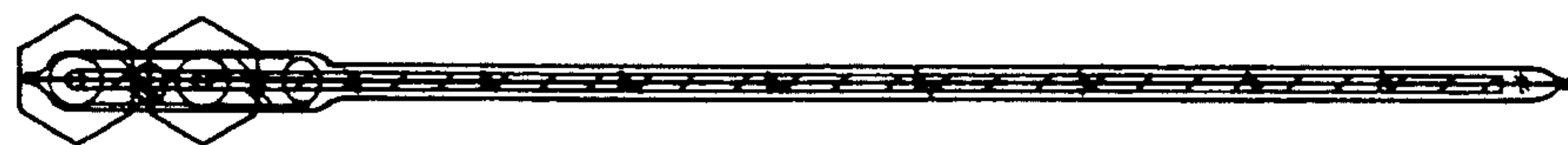


FIG. - 4