



US00D354137S

United States Patent [19]

[11] Patent Number: **Des. 354,137**

Neal

[45] Date of Patent: **** Jan. 3, 1995**

[54] **COMBINED PATIENT HAND AND WRIST RESTRAINT**

*Primary Examiner—Stella Reid
Attorney, Agent, or Firm—Litman, McMahon & Brown*

[76] Inventor: **Carol A. Neal**, 1804 Heriford Rd.,
Columbia, Mo. 65202

[57] **CLAIM**

The ornamental design for a combined patient hand and wrist restraint, as shown and described.

[**] Term: **14 Years**

DESCRIPTION

[21] Appl. No.: **14,944**

FIG. 1 is a side perspective view of a combined patient hand and wrist restraint, showing my new design, the broken line showing is for illustrative purposes only and forms no part of the claimed design;

[22] Filed: **Nov. 5, 1993**

[52] U.S. Cl. **D24/190; D24/192**

[58] Field of Search **D24/190, 192; 602/5, 602/6, 13, 20, 21; 128/878, 876**

FIG. 2 is an enlarged side elevational view thereof, opposite that shown in FIG. 1;

FIG. 3 is a side elevational view thereof;

FIG. 4 is a distal end elevational view thereof; and,

FIG. 5 is a proximal end elevational view thereof.

The broken lines along the periphery of the article in FIGS. 1-3 and 5 represents top-stitching.

[56] **References Cited**

U.S. PATENT DOCUMENTS

3,176,685	4/1965	Smarook	D24/190 X
5,267,943	12/1993	Dancyger	602/21 X
5,279,549	1/1994	Reese, Sr.	602/21

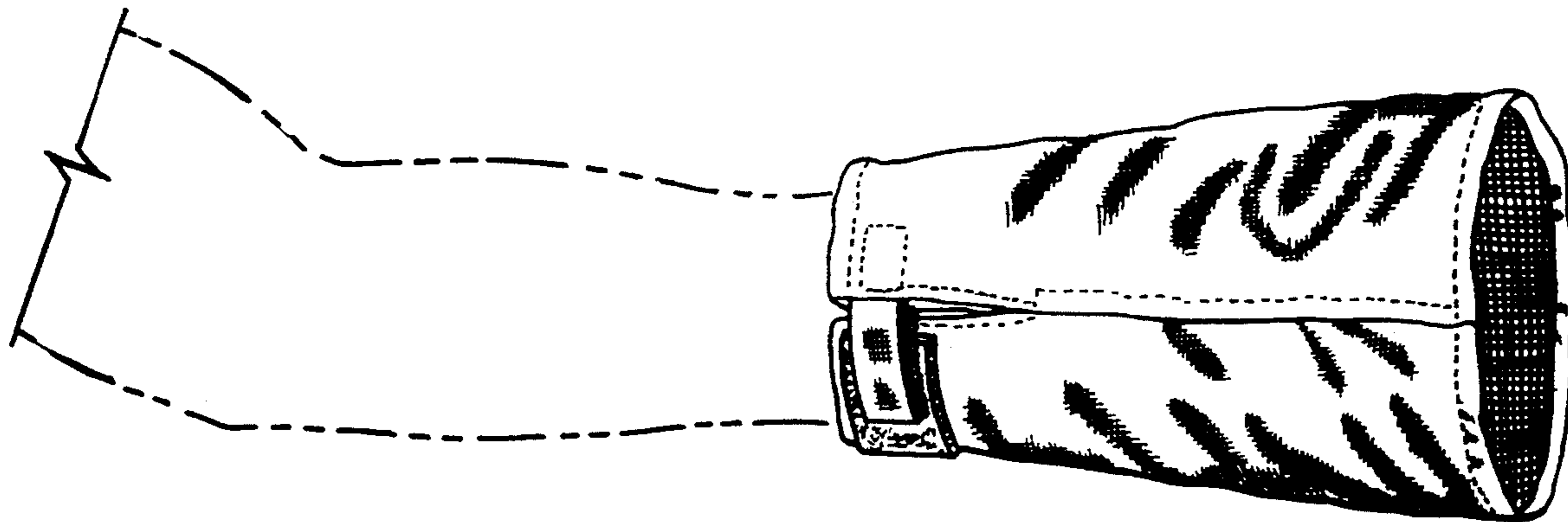


Fig. 1.

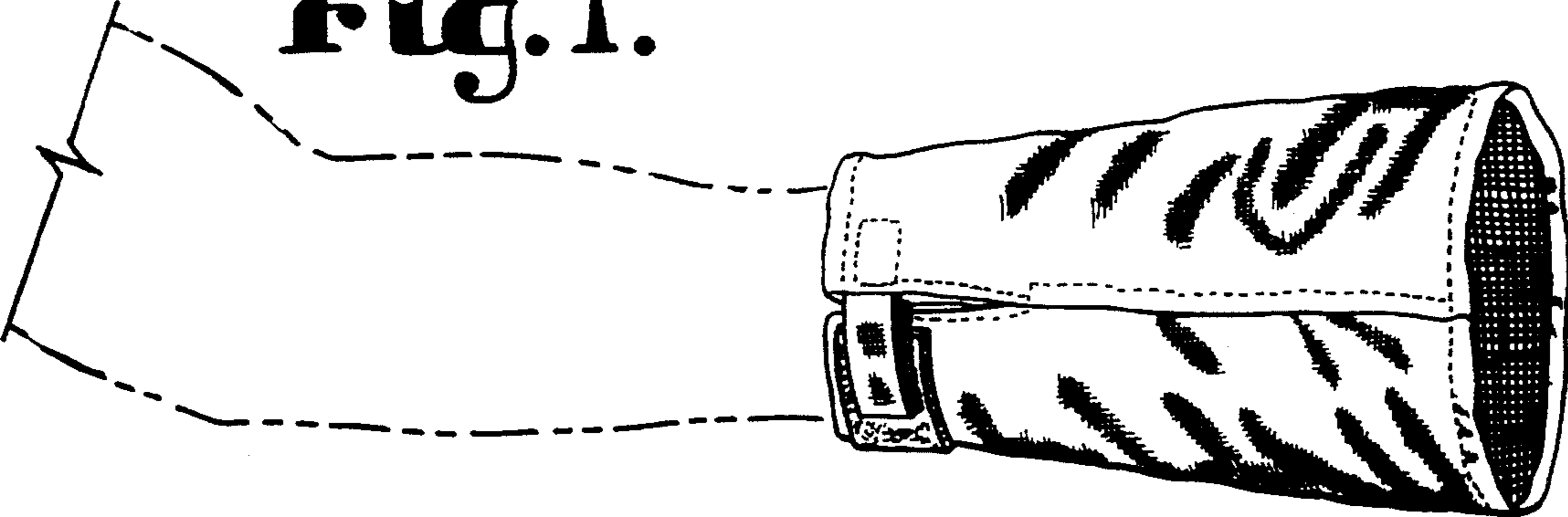


Fig. 2.



Fig. 3.

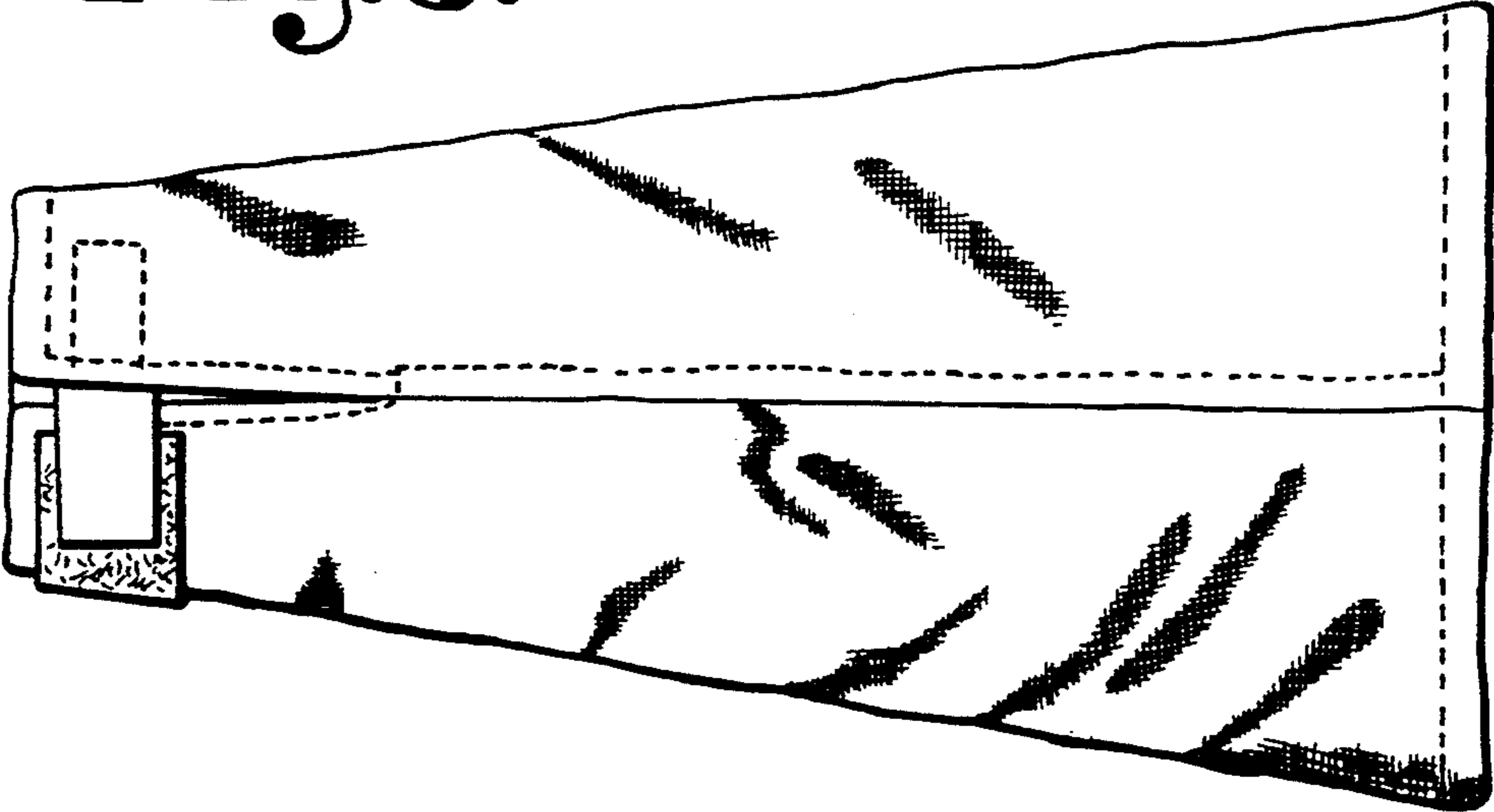


Fig. 4.

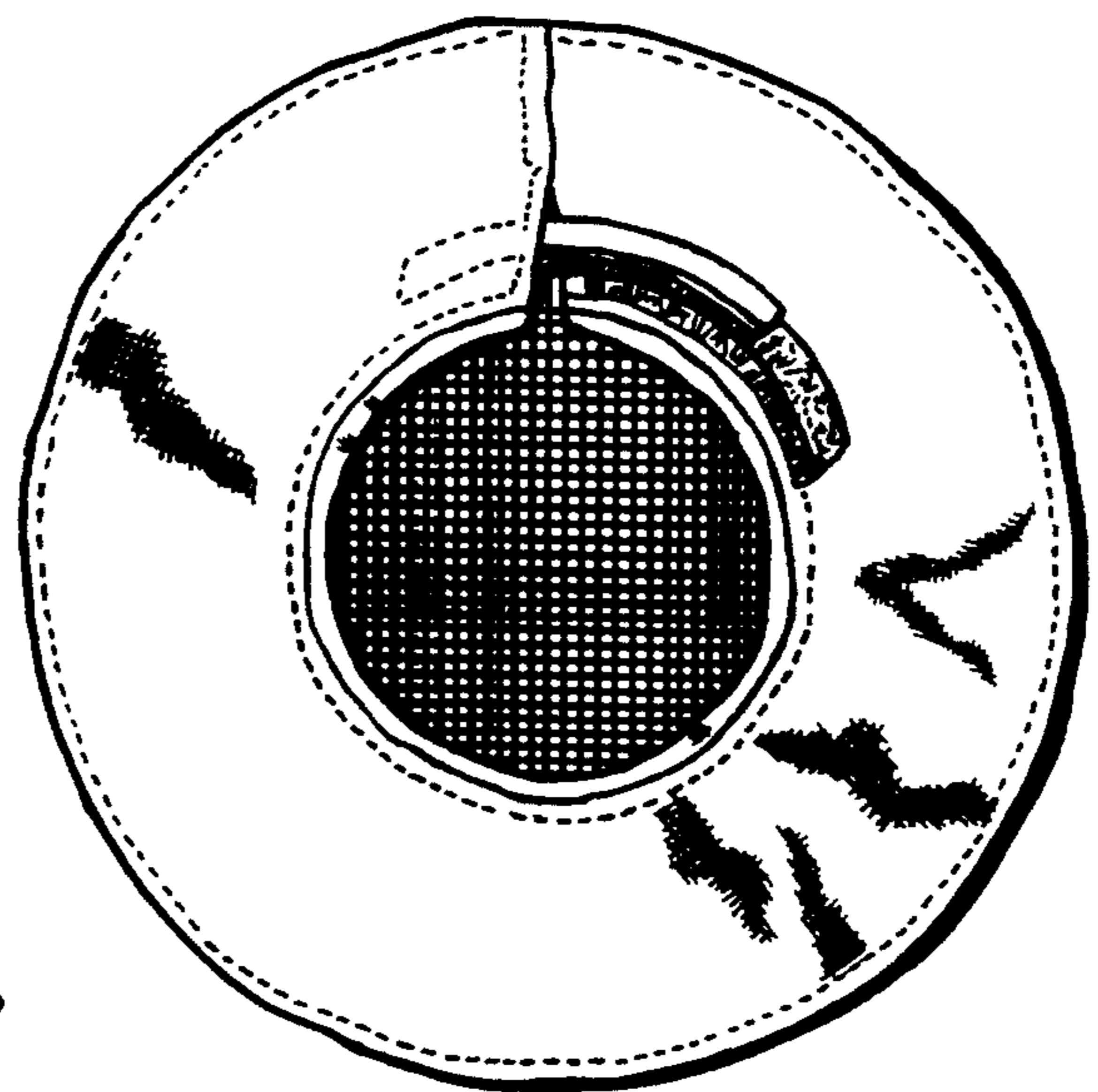



Fig. 5.