



US00D354136S

United States Patent [19]

[11] Patent Number: **Des. 354,136**

Phelps et al.

[45] Date of Patent: **** Jan. 3, 1995**

[54] **DENTAL INSTRUMENT TABLE**

[75] Inventors: **Tilman Phelps, Lorsch; Klaus Stoeckl, Bensheim, both of Germany**

[73] Assignee: **Siemens Aktiengesellschaft, Munich, Germany**

[**] Term: **14 Years**

[21] Appl. No.: **7,826**

[22] Filed: **May 4, 1993**

[30] **Foreign Application Priority Data**

Nov. 4, 1992 [WO] WIPO DM/001940

[52] U.S. Cl. **D24/177**

[58] Field of Search D24/176-179;
933/52-54, 27-28, 25, 103-105, 49, 72, 125, 77,
79

[56] **References Cited**

U.S. PATENT DOCUMENTS

D. 246,257 11/1977 Truette .

D. 246,320 11/1977 Truette .
D. 288,172 2/1987 McGaha et al. D24/177
D. 322,670 12/1991 Hang et al. D24/176 X
D. 328,791 8/1992 Nordstrom et al. D24/177
3,346,957 10/1967 Maurer et al. D24/177 X
4,226,590 10/1980 Hofmann 433/97 X


Primary Examiner—Wallace R. Burke
Assistant Examiner—M. H. Tung
Attorney, Agent, or Firm—Hill, Steadman & Simpson

[57] **CLAIM**

The ornamental design for a dental instrument table, as shown and described.

DESCRIPTION

FIG. 1 is a front, right side perspective view of a dental instrument table;
FIG. 2 is a left side elevational view, the right side is a mirror image;
FIG. 3 is a front elevational view;
FIG. 4 is a rear elevational view;
FIG. 5 is a top plan view; and,
FIG. 6 is a bottom plan view.






FIG 1

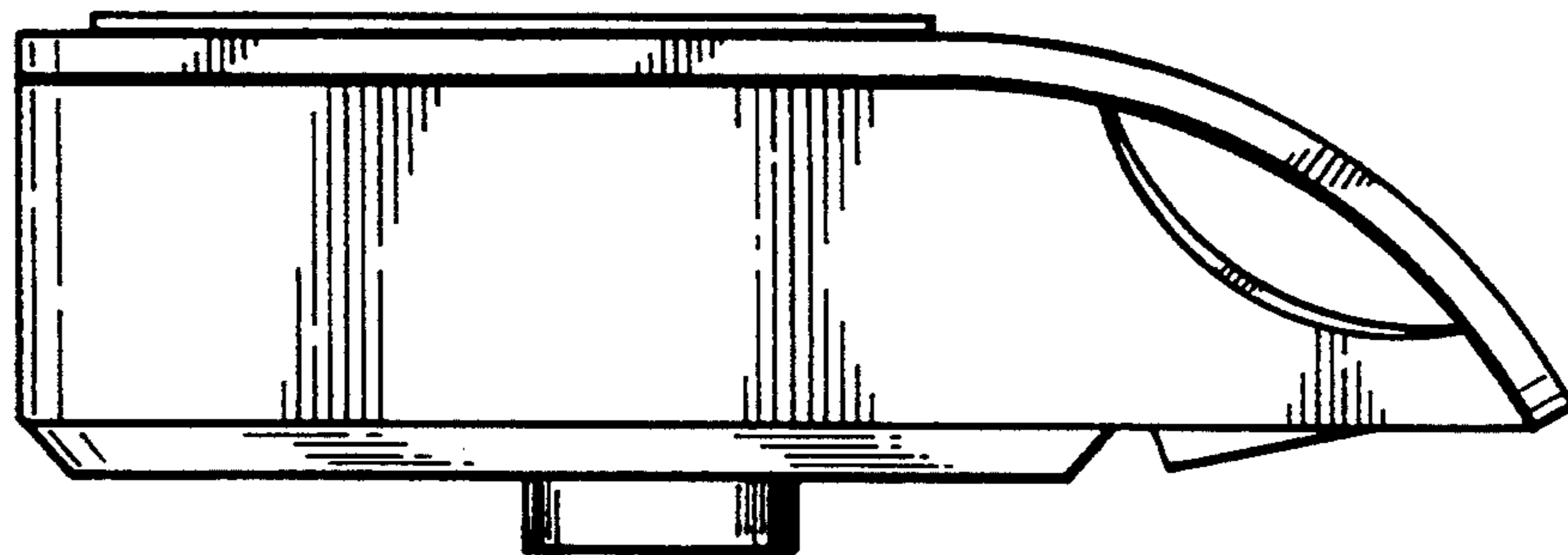


FIG 2

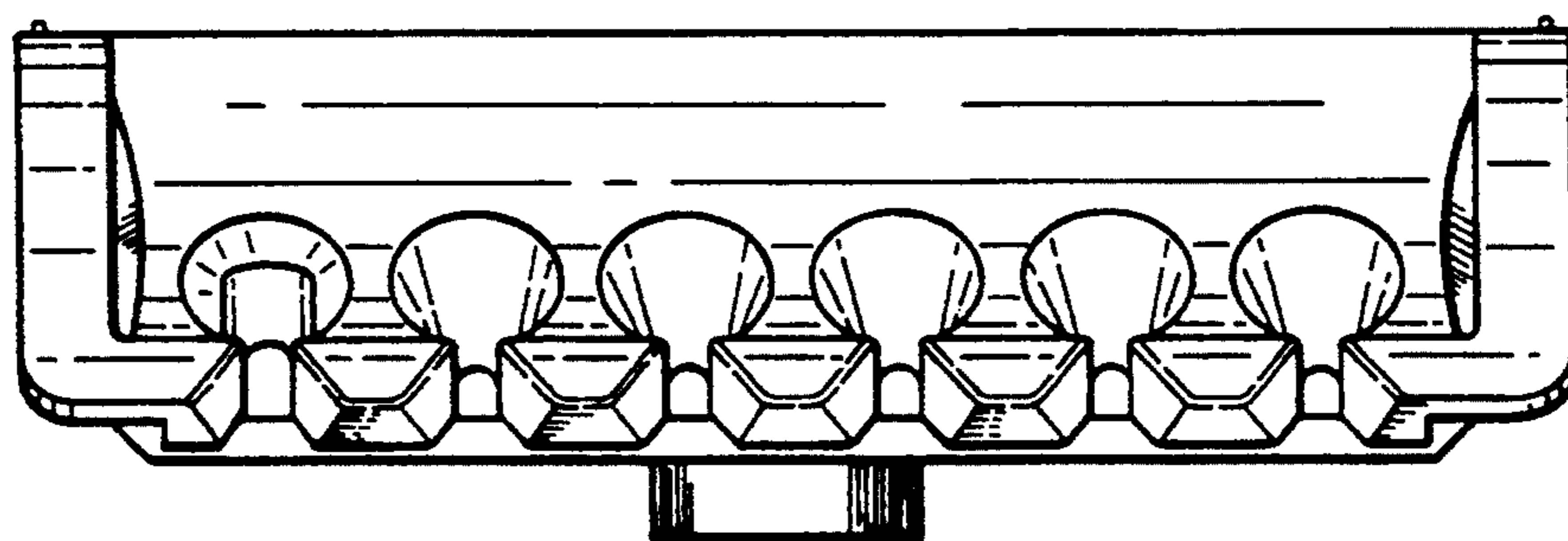


FIG 3

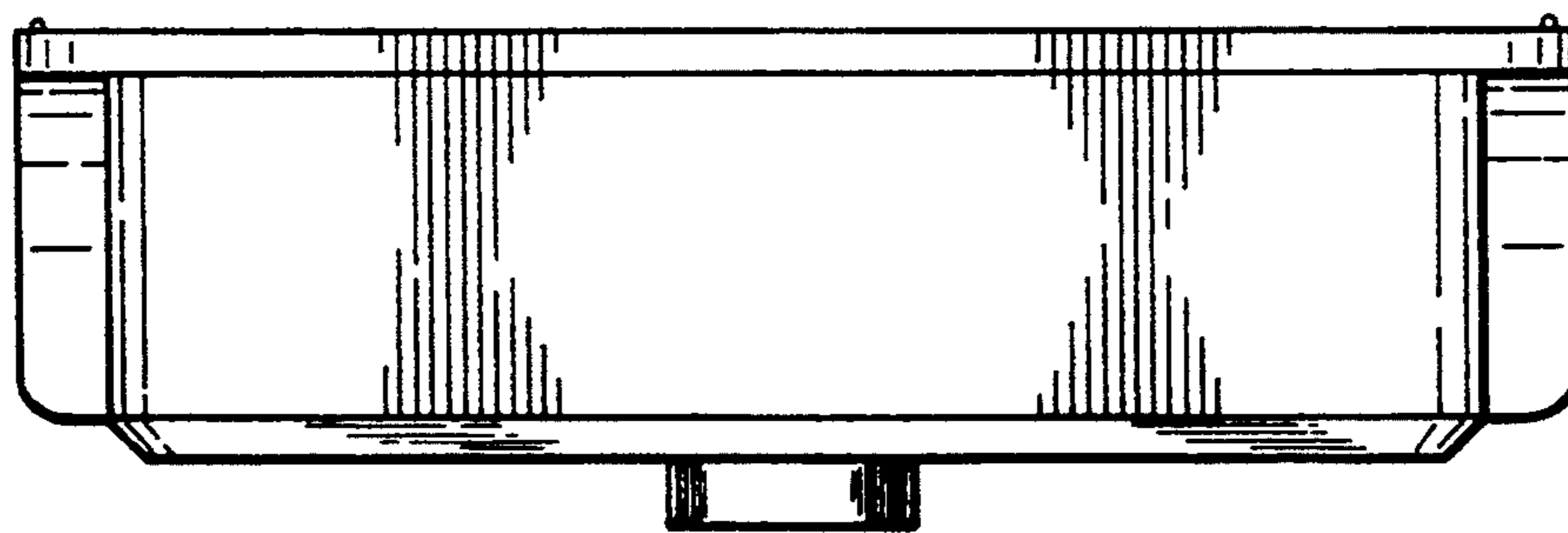


FIG 4




FIG 5

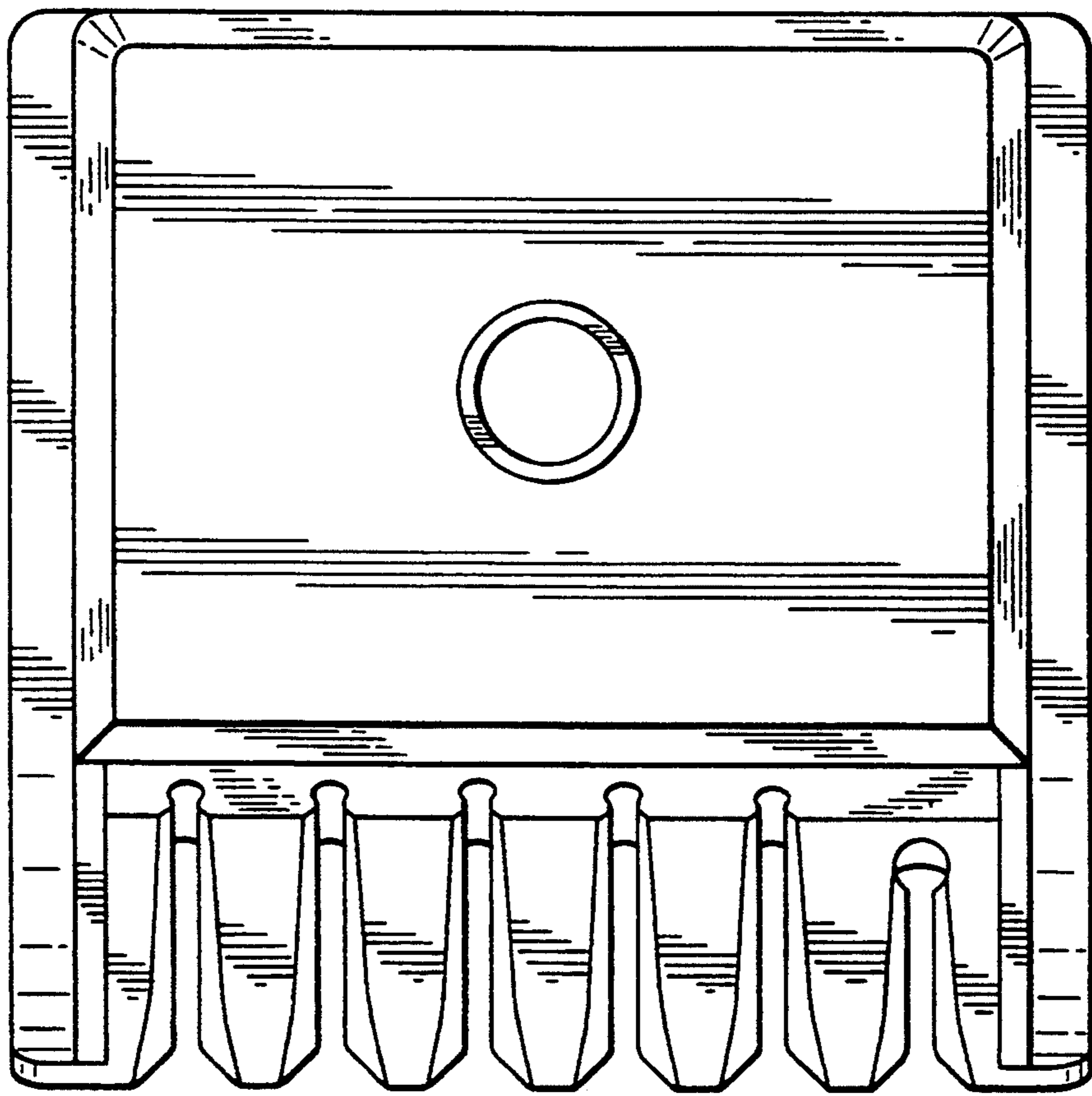


FIG 6