



US00D354083S

# United States Patent [19]

[11] Patent Number: **Des. 354,083**

Bergmann et al.

[45] Date of Patent: **\*\* Jan. 3, 1995**

[54] VENDING MACHINE

3,122,269 2/1964 Reburn ..... D20/4 X

[76] Inventors: **Georg Bergmann; Peter von Maydell**,  
both of 1000 Berlin 10,  
Fritschestrasse 22, Germany

*Primary Examiner*—Bernard Ansher  
*Assistant Examiner*—C. Tuttle  
*Attorney, Agent, or Firm*—Marshall & Melhorn

[\*\*] Term: **14 Years**

[57] **CLAIM**

[21] Appl. No.: **5,257**

The ornamental design for a vending machine, as shown and described.

[22] Filed: **May 24, 1993**

[52] U.S. Cl. .... **D20/2**

### DESCRIPTION


[58] Field of Search ..... **D20/1, 6, 2, 3, 4, 5;**  
**99/28; 194/350; 221/240, 245, 282**

FIG. 1 is a perspective view from the front, left side of a vending machine, showing our new design;  
FIG. 2 is a front elevational view thereof;  
FIG. 3 is a rear elevational view thereof;  
FIG. 4 is a top plan view thereof;  
FIG. 5 is a bottom plan view thereof;  
FIG. 6 is a right side elevational view thereof; and,  
FIG. 7 is a left side elevational view thereof.

### [56] References Cited

#### U.S. PATENT DOCUMENTS

- D. 159,038 6/1950 Bergstrom ..... D20/4
- D. 182,588 4/1958 Greenly ..... D20/5
- 2,735,578 2/1956 Woodruff ..... D20/5 X






FIG. 1

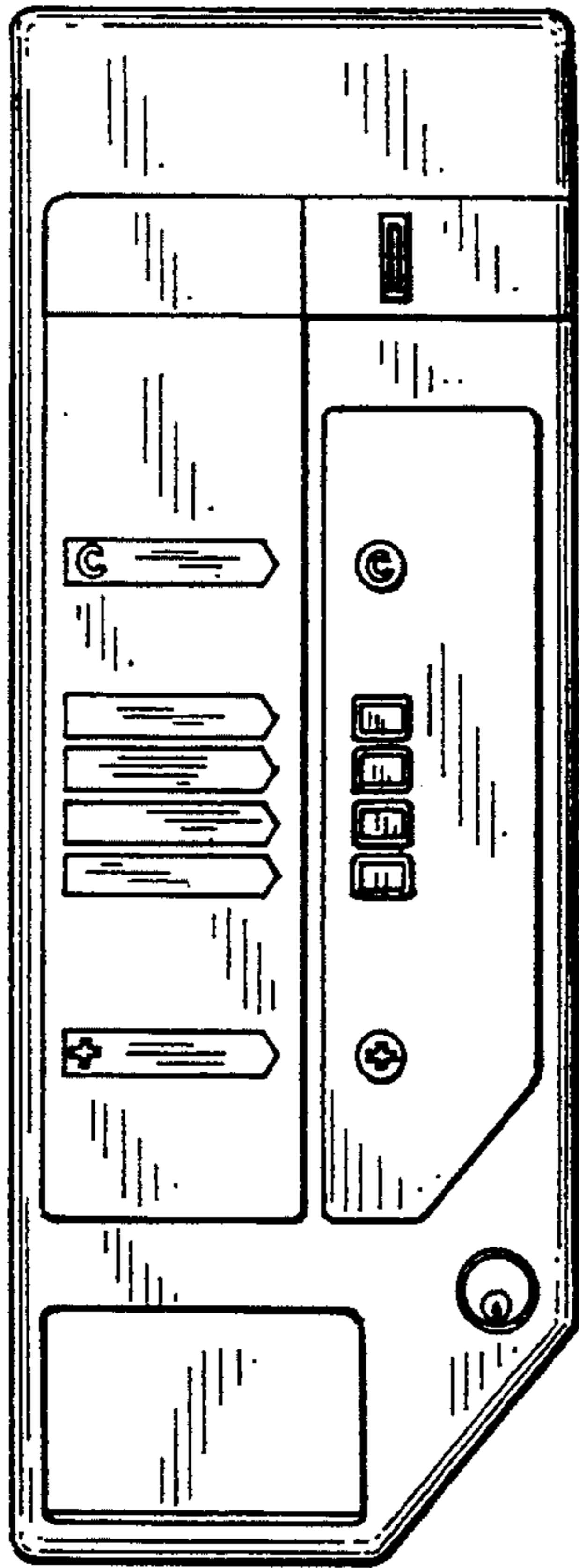


FIG. 2




FIG. 3

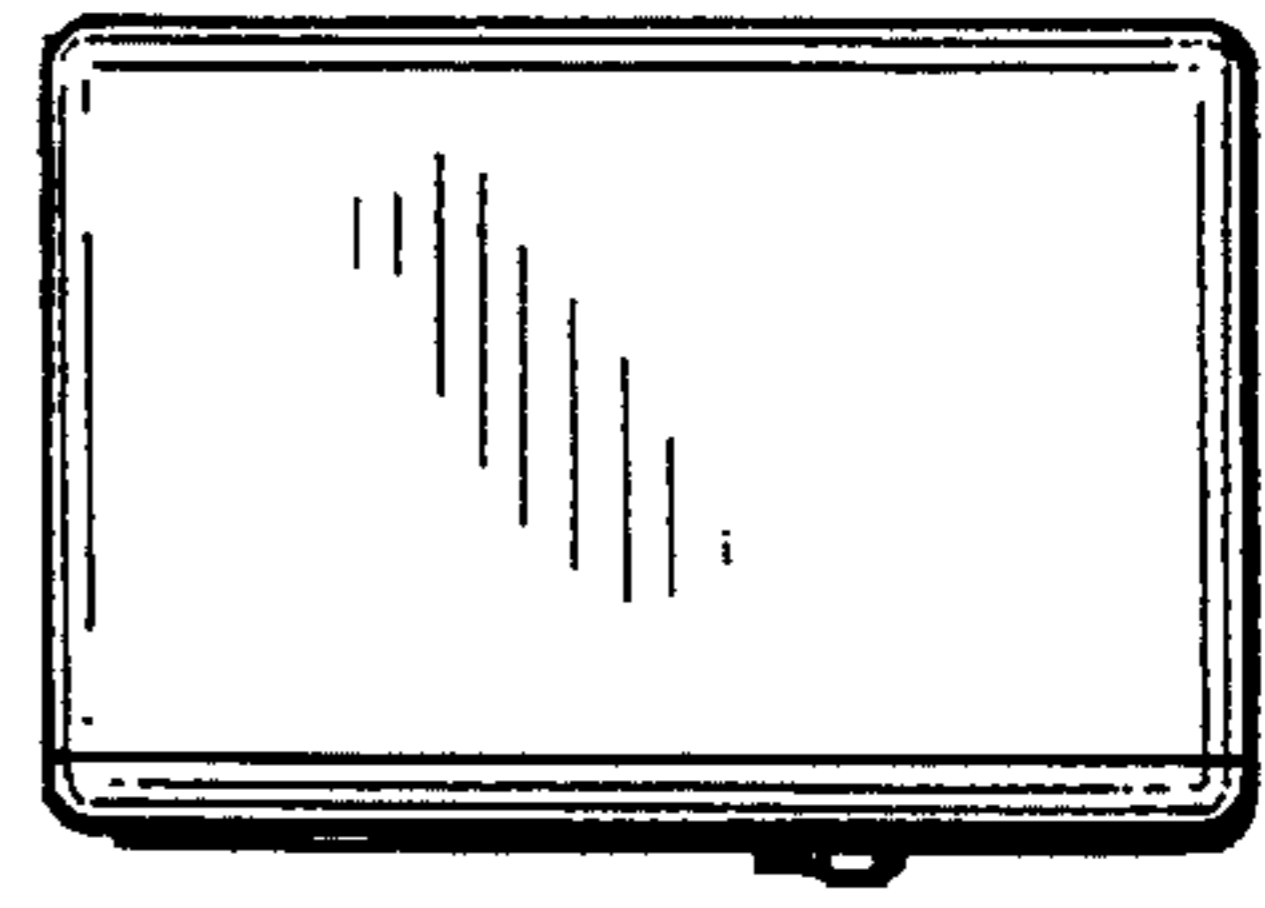


FIG. 4

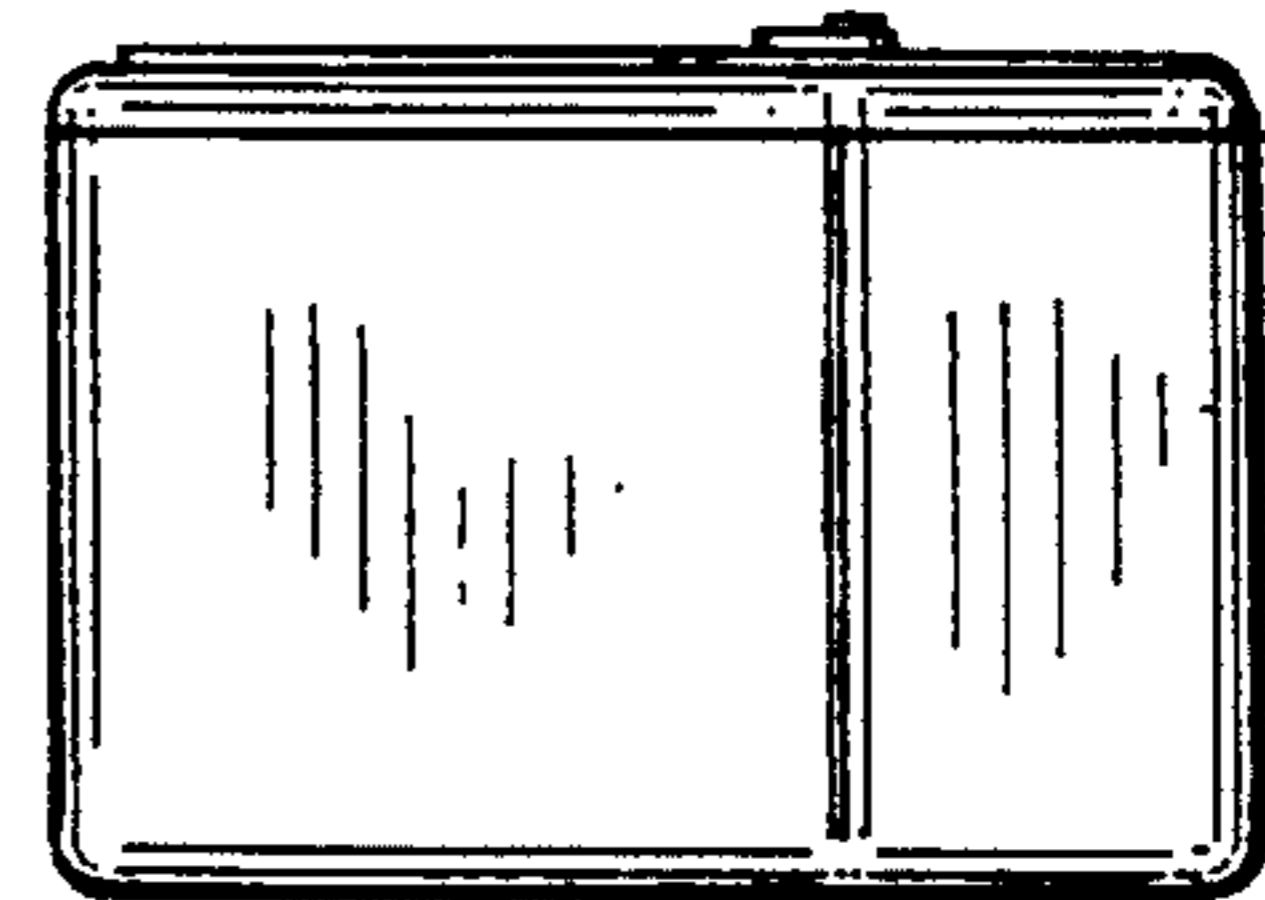


FIG. 5




FIG. 6




FIG. 7