



US00D354073S

United States Patent [19]
Shigemura

[11] **Patent Number: Des. 354,073**
[45] **Date of Patent: ** Jan. 3, 1995**

[54] **ELECTRONIC CALCULATOR HAVING THE FUNCTIONS OF TELEPHONE BOOK, ADDRESS BOOK, CALENDAR, SCHEDULE BOOK AND MEMO BOOK**

[75] Inventor: **Atsushi Shigemura**, Tokyo, Japan

[73] Assignee: **Casio Computer Co., Ltd.**, Tokyo, Japan

[**] Term: **14 Years**

[21] Appl. No.: **14,653**

[22] Filed: **Oct. 26, 1993**

[52] U.S. Cl. **D18/2; D14/100; D18/7**

[58] Field of Search **D18/2, 7; D14/100, 106, D14/115; 364/706-710; 340/700, 706**

[56] **References Cited**

U.S. PATENT DOCUMENTS

- D. 324,513 3/1992 Sakaguchi et al. D14/100
- D. 340,917 11/1993 Sakaguchi et al. D18/7 X
- D. 341,573 11/1993 Sakaguchi et al. D14/100

Primary Examiner—Nelson C. Holtje
Assistant Examiner—Caron D. Veynar
Attorney, Agent, or Firm—Frishauf, Holtz, Goodman & Woodward

[57] **CLAIM**

The ornamental design for an electronic calculator having the functions of telephone book, address book, calendar, schedule book and memo book, as shown and described.

DESCRIPTION

FIG. 1 is a front elevation view of an electronic calculator having the functions of telephone book, address book, calendar, schedule book and memo book showing our new design;
FIG. 2 is a right side elevation view thereof;
FIG. 3 is a left side elevation view thereof;
FIG. 4 is a top plan view thereof;
FIG. 5 is a bottom plan view thereof;
FIG. 6 is a front elevation view thereof with the front cover closed;
FIG. 7 is a rear elevation view thereof; and,
FIG. 8 is a perspective view thereof.




FIG. 4




FIG. 3



FIG. 1




FIG. 2

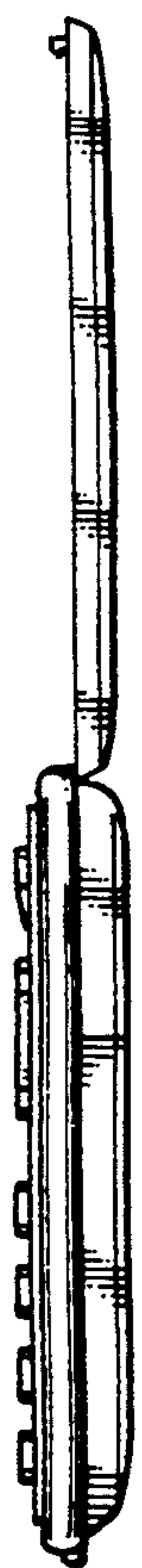


FIG. 5



FIG. 6

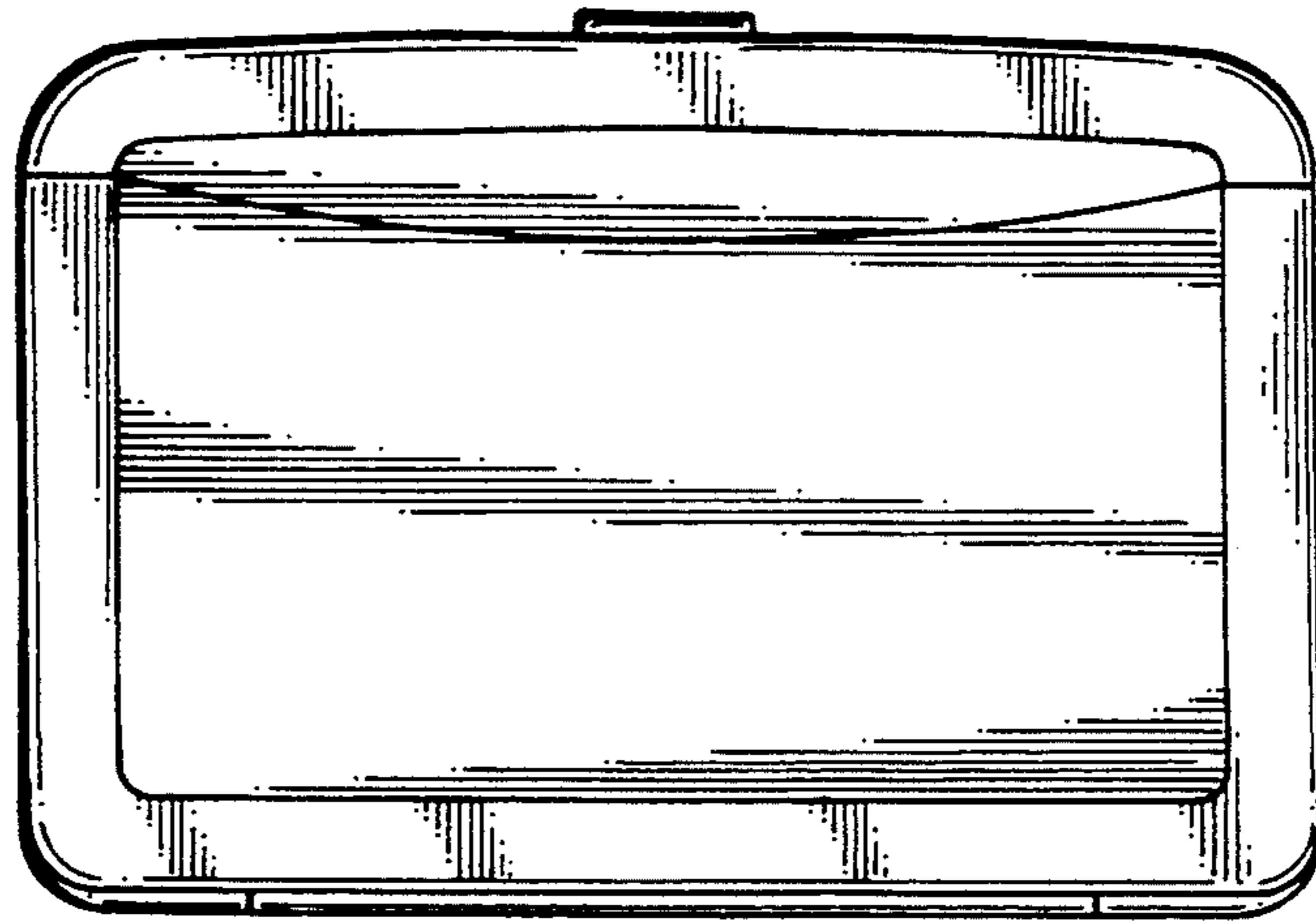


FIG. 7

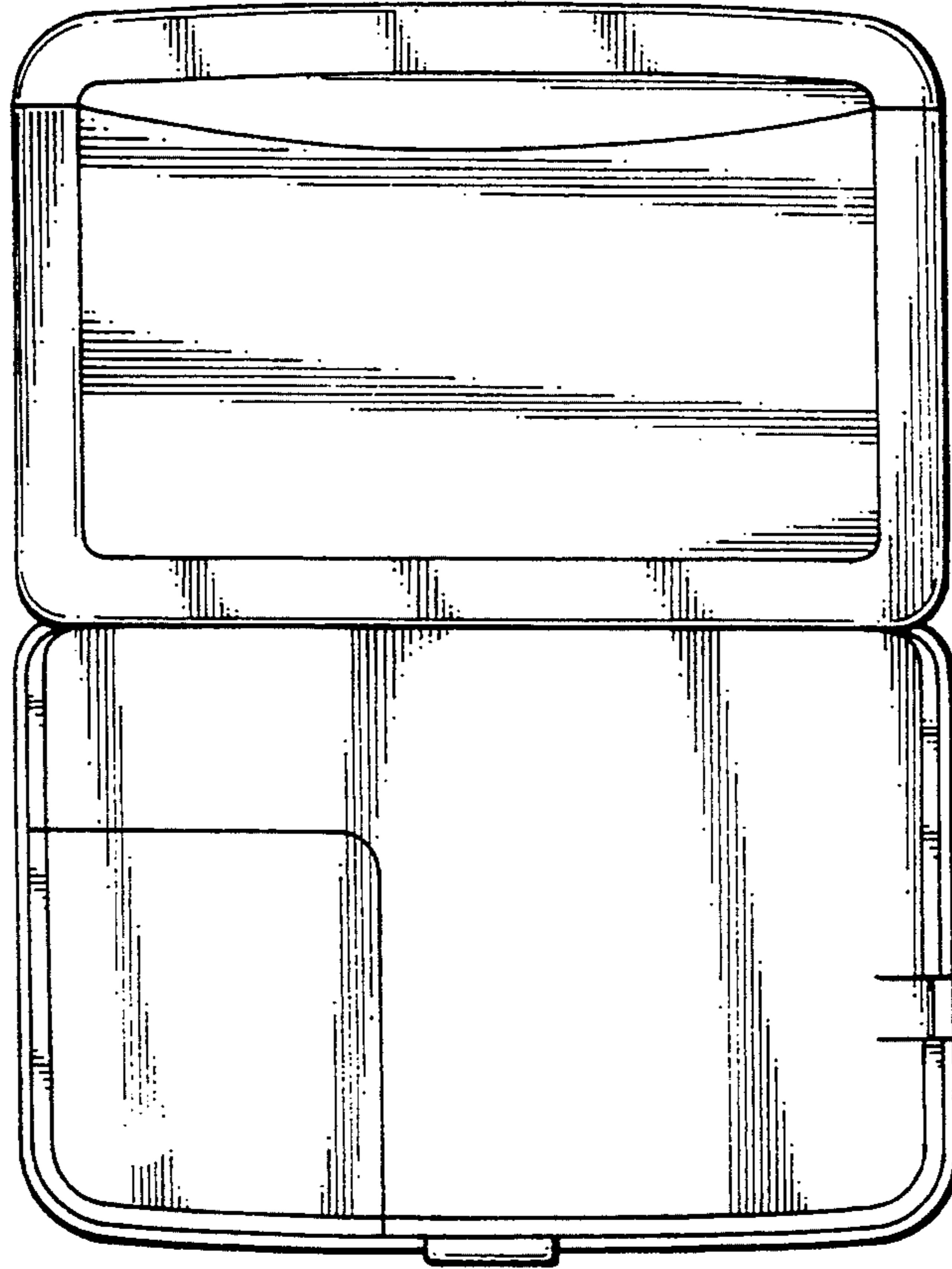


FIG. 8

