



US00D354072S

United States Patent [19]

[11] Patent Number: **Des. 354,072**

Yatabe

[45] Date of Patent: **** Jan. 3, 1995**

[54] **ELECTRONIC CALCULATOR HAVING THE FUNCTIONS OF TELEPHONE BOOK, ADDRESS BOOK, CALENDAR, SCHEDULE BOOK AND MEMO BOOK WITH SPHYGMOMANOMETER**

D. 341,573 11/1993 Sakaguchi et al. D18/7 X
D. 345,732 4/1994 Sakaguchi et al. D18/7 X

[75] Inventor: **Takashi Yatabe**, Higashimurayama, Japan

Primary Examiner—Nelson C. Holtje
Assistant Examiner—Caron D. Veynar
Attorney, Agent, or Firm—Frishauf, Holtz, Goodman & Woodward

[73] Assignee: **Casio Computer Co., Ltd.**, Tokyo, Japan

[57] CLAIM

[**] Term: **14 Years**

The ornamental design for an electronic calculator having the functions of telephone book, address book, calendar, schedule book and memo book with sphygmomanometer, as shown and described.

[21] Appl. No.: **10,845**

DESCRIPTION

[22] Filed: **Jul. 19, 1993**

[52] U.S. Cl. **D18/2; D14/100; D18/7; D24/165**

[58] Field of Search **D18/1, 6, 7, 11, 2; D14/100, 106, 107; D24/165, 167, 169, 186; 200/5 A; 235/61 R; 364/706-710**

FIG. 1 is a front elevation view of an electronic calculator having the functions of telephone book, address book, calendar, schedule book, and memo book with sphygmomanometer showing my new design; FIG. 2 is a right side elevation view thereof; FIG. 3 is a left side elevation view thereof; FIG. 4 is a top plan view thereof; FIG. 5 is a bottom plan view thereof; FIG. 6 is a rear elevation view thereof; FIG. 7 is a front elevation view thereof with the cover opened; and, FIG. 8 is a perspective view thereof.

[56] References Cited

U.S. PATENT DOCUMENTS

D. 324,513 3/1992 Sakaguchi et al. D18/7 X
D. 340,917 11/1993 Sakaguchi et al. D18/7 X




FIG.4




FIG.2



FIG.1

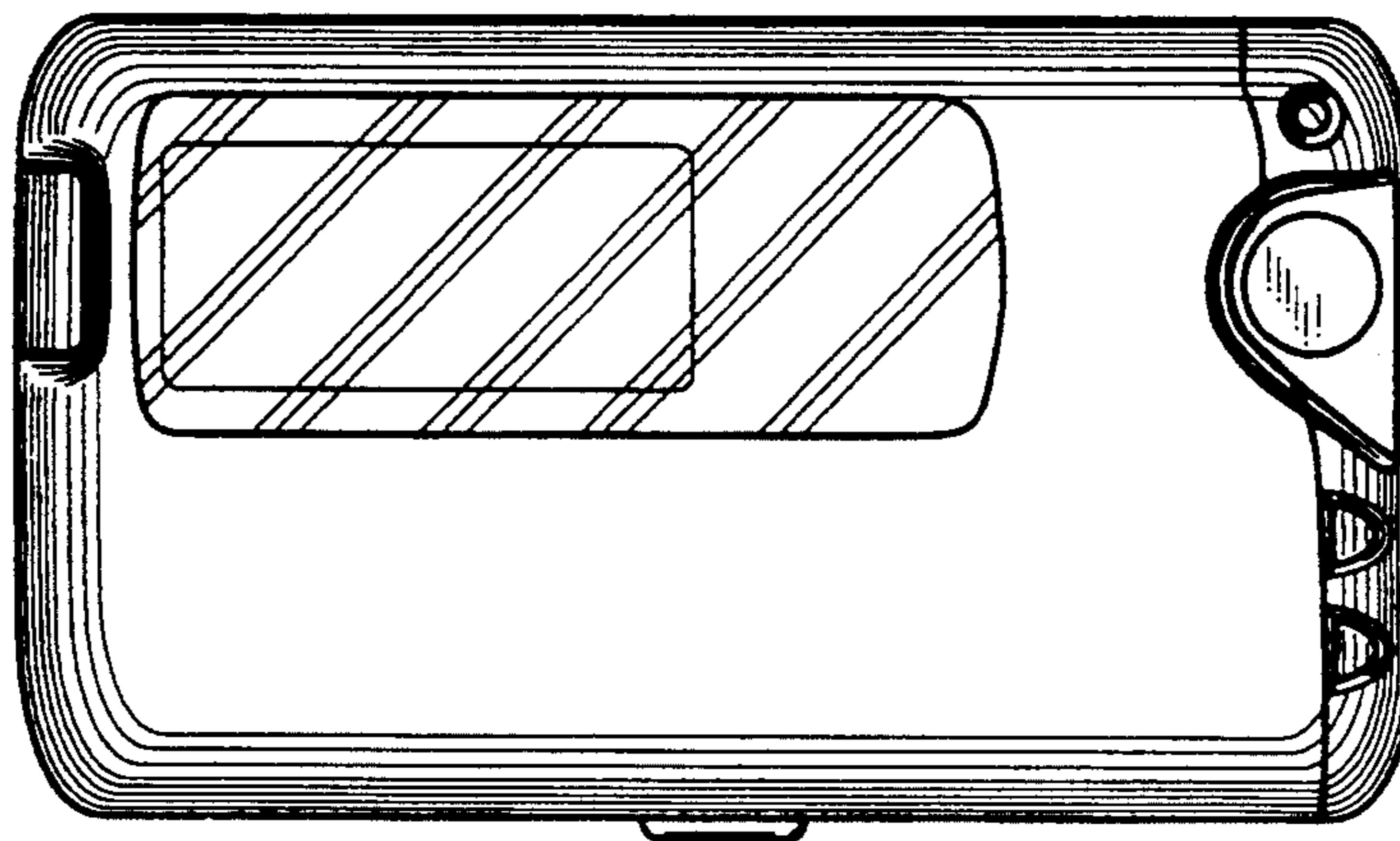


FIG.3



FIG.5




FIG.6

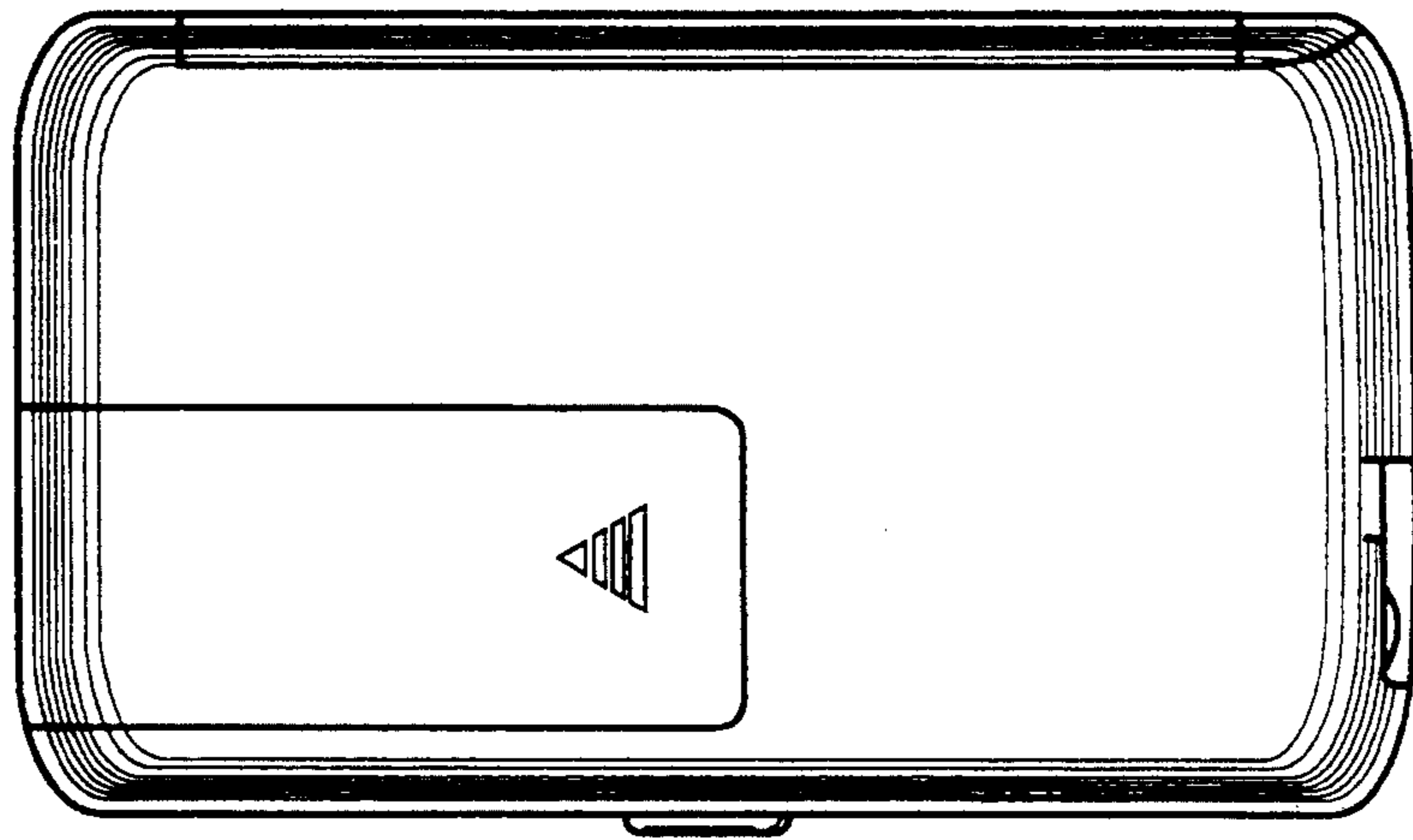


FIG.7




FIG. 8

