



US00D354055S

# United States Patent [19]

[11] Patent Number: **Des. 354,055**

Nagele et al.

[45] Date of Patent: **\*\* Jan. 3, 1995**

[54] TELEPHONE HANDSET HOUSING PANEL

[75] Inventors: **Albert L. Nagele, Wilmette; Nicholas Mischenko, Mt. Prospect, both of Ill.**

[73] Assignee: **Motorola, Inc., Schaumburg, Ill.**

[ \* ] Notice: The portion of the term of this patent subsequent to Nov. 9, 2007 has been disclaimed.

[\*\*] Term: **14 Years**

[21] Appl. No.: **858,761**

[22] Filed: **Mar. 27, 1992**

### Related U.S. Application Data

[63] Continuation-in-part of Ser. No. 732,322, Jul. 18, 1991, Pat. No. Des. 344,087.

[52] U.S. Cl. .... **D14/138; D14/249**

[58] Field of Search ..... **D14/137, 138, 140, 142, D14/148, 149, 240, 247, 248, 249; 379/58, 59, 61, 428, 433, 440**

### [56] References Cited

#### U.S. PATENT DOCUMENTS

- D. 246,043 10/1977 Taylor ..... D14/53
- D. 246,103 10/1977 Taylor ..... D14/53
- D. 248,758 8/1978 Krolopp ..... D14/53
- D. 260,518 9/1981 Larson ..... D14/53

- D. 270,835 10/1983 Taylor ..... D14/53
- D. 271,491 11/1983 Taylor ..... D14/76
- D. 286,778 11/1986 Beaumont ..... D14/64
- D. 288,442 2/1987 Brown ..... D14/248
- D. 292,578 11/1987 Taylor ..... D14/62
- D. 292,920 11/1987 Taylor ..... D14/62
- D. 295,973 5/1988 Nagele ..... D14/66
- D. 295,975 5/1988 Taylor ..... D14/64
- D. 299,136 12/1988 Taylor ..... D14/63
- D. 301,146 5/1989 Jackwicz et al. .... D14/248
- D. 316,859 5/1991 Wong et al. .... D14/247 X
- D. 325,915 5/1992 Nagele et al. .... D14/248

*Primary Examiner*—Nelson C. Holtje

*Assistant Examiner*—Jeffrey Asch

*Attorney, Agent, or Firm*—Rolland R. Hackbart; John J. King

### [57] CLAIM

The ornamental design for a telephone handset housing panel, as shown and described.

### DESCRIPTION

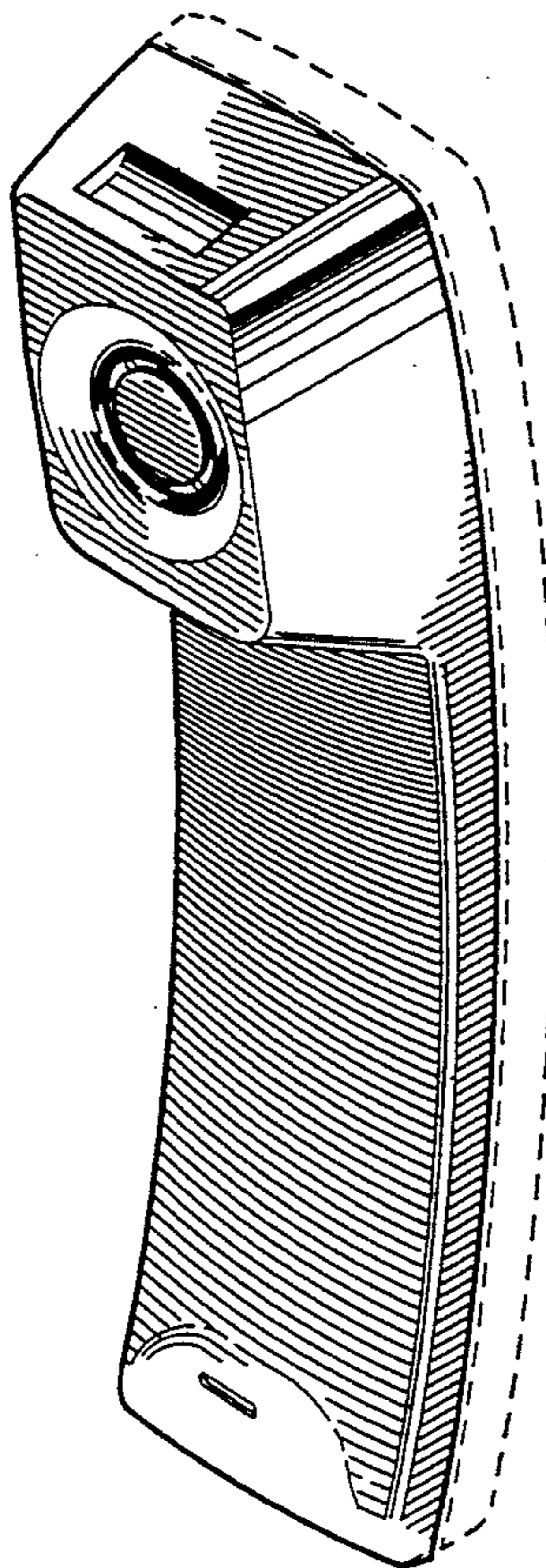
FIG. 1 is a top, front, and left side perspective view of a telephone handset housing panel showing our new design;

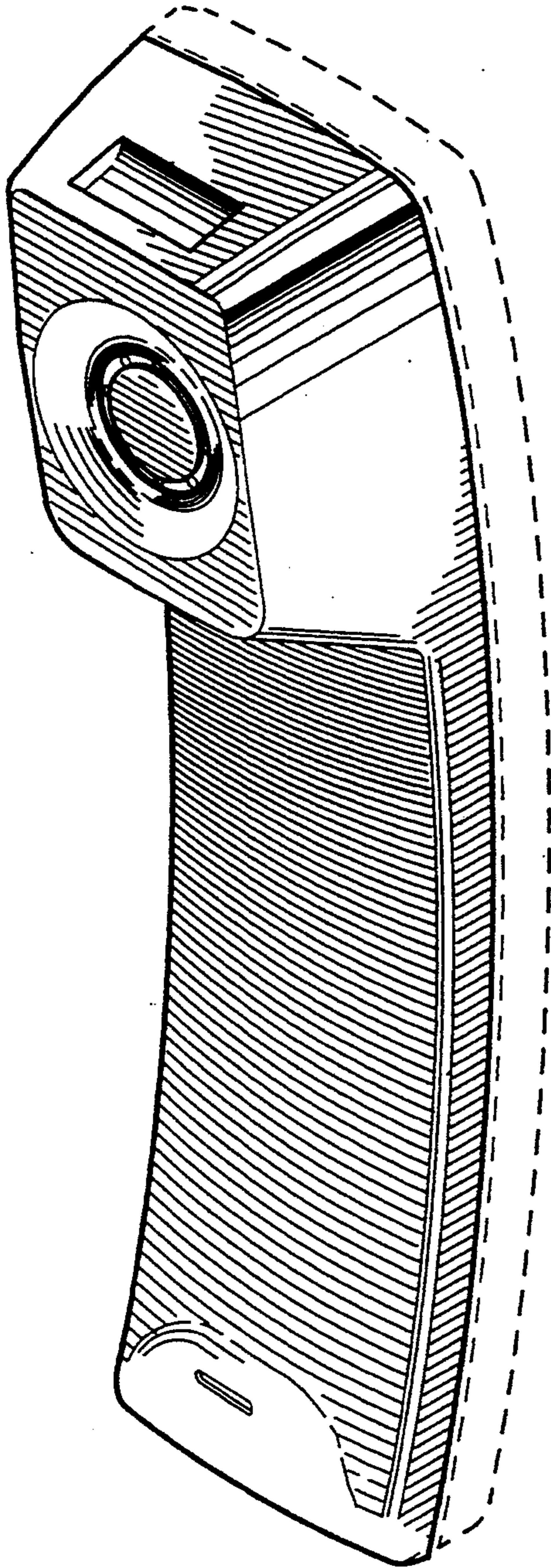
FIG. 2 is a right side elevation view;

FIG. 3 is a rear elevation view thereof; and,


FIG. 4 is a left side cross-section view thereof.

The broken line showing in FIGS. 1-3 are for illustrative purposes only and for no part of the claimed design.

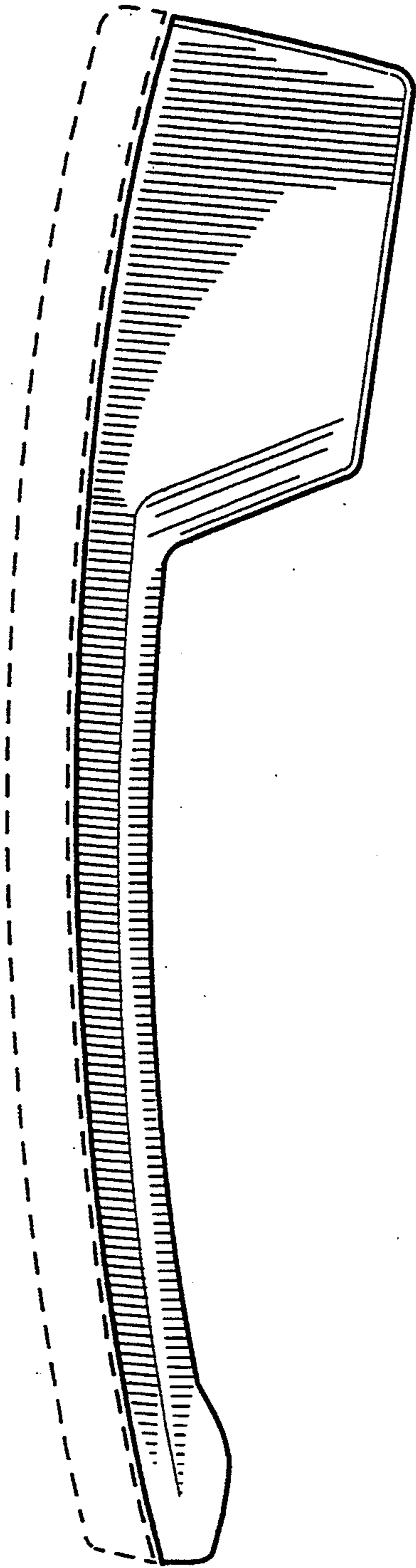




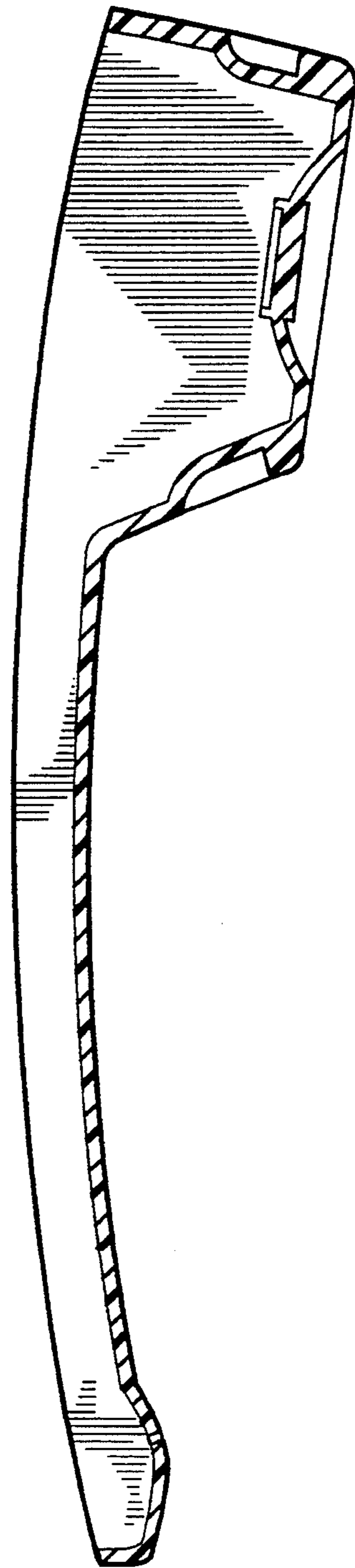
**FIG. 1**



**FIG. 2**



**FIG. 3**



**FIG. 4**