



US00D354034S

United States Patent [19]

[11] Patent Number: **Des. 354,034**

McKisson

[45] Date of Patent: **** Jan. 3, 1995**

[54] TIRE

D. 329,031 9/1992 Lissan D12/146
D. 329,411 9/1992 Lissan D12/147

[75] Inventor: **Eileen A. McKisson**, Akron, Ohio

FOREIGN PATENT DOCUMENTS

[73] Assignee: **Michelin Recherche et Technique S.A.**, Granges-Paccot, Switzerland

55-1440 6/1979 Japan .

[**] Term: **14 Years**

Primary Examiner—James M. Gandy
Attorney, Agent, or Firm—Robert R. Reed; Alan A. Csontos

[21] Appl. No.: **16,047**

[22] Filed: **Dec. 6, 1993**

[52] U.S. Cl. **D12/147**

[58] Field of Search **D12/136, 138, 145-151; 152/209 R, 209 B, 209 D**

[57] CLAIM

The ornamental design for a tire, as shown and described.

[56] References Cited

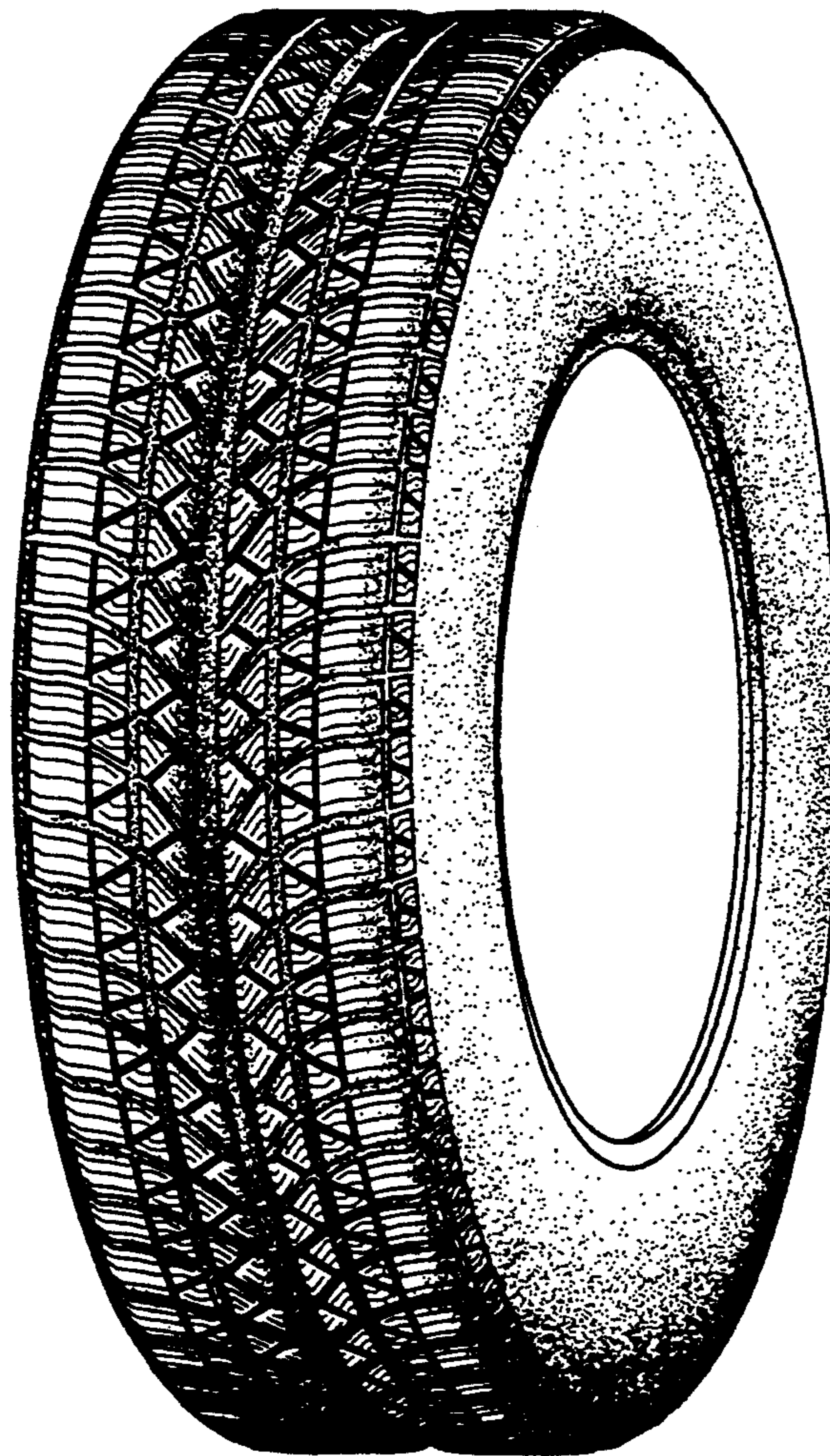
DESCRIPTION

U.S. PATENT DOCUMENTS

- D. 102,275 5/1936 Hubener .
- D. 239,627 9/1992 Antinello et al. D12/151
- D. 283,499 4/1986 Hammond D12/146
- D. 288,199 2/1987 Nakagawa D12/147
- D. 292,197 10/1987 Funahara D12/146
- D. 307,120 4/1990 Ingley et al. D12/146
- D. 312,163 11/1990 Covert et al. D12/147
- D. 316,385 4/1991 Marriott D12/146
- D. 324,839 3/1992 Maxwell et al. D12/146

FIG. 1 is a perspective view of a tire showing a new tread design. It is understood that the tread pattern, as shown in FIG. 1, is repeated over the outer circumference of the tire and the tread shoulder. The side of the tire opposite the portion of the tire shown in FIG. 1 is substantially the same as that shown;

FIG. 2 is a front elevation view of the tire in FIG. 1; FIG. 3 is a side elevation view of the tire in FIG. 1; and, FIG. 4 is an enlarged plan view of a portion of the tread of the tire in FIG. 1.



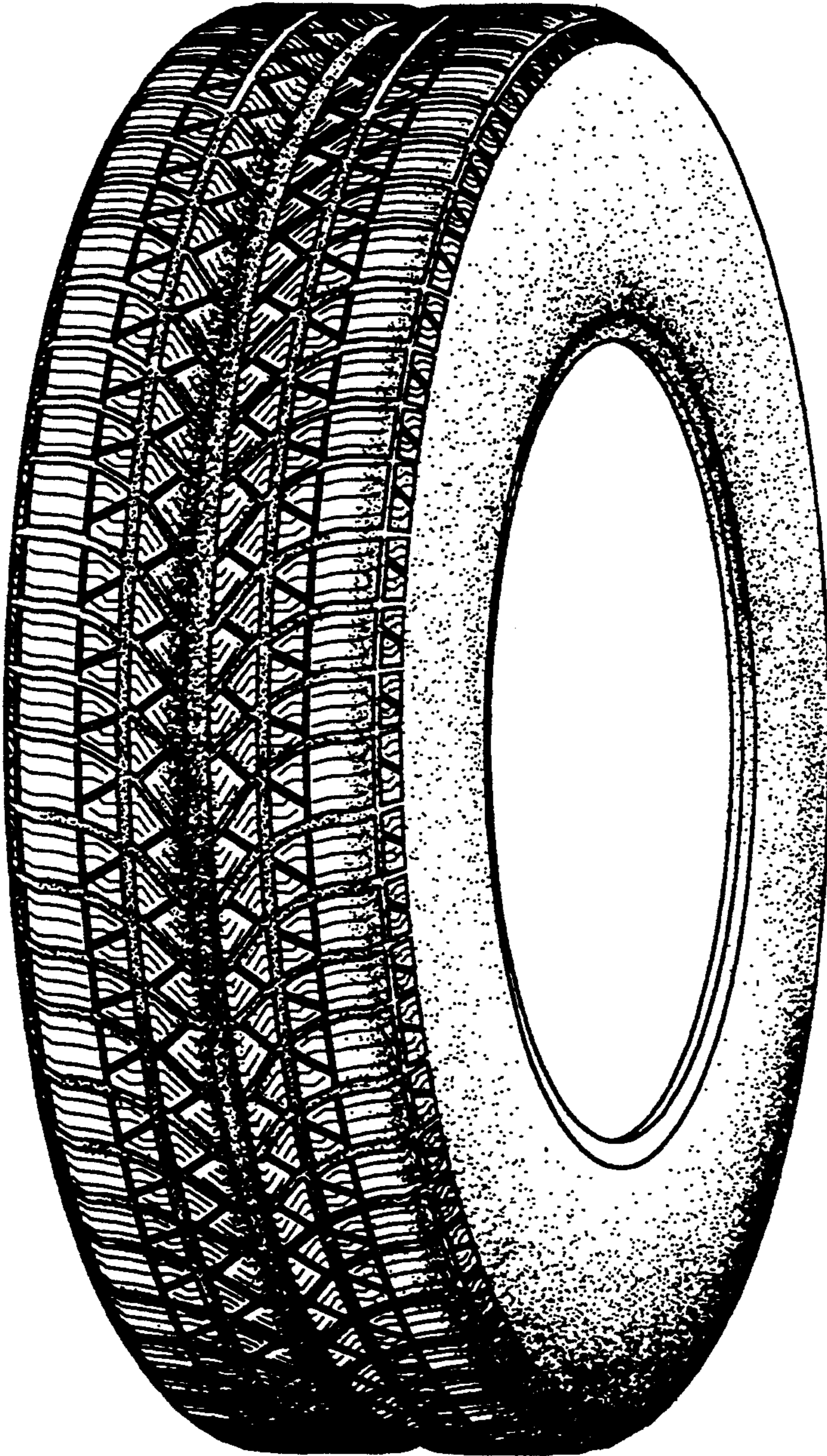


Fig.1




Fig.2

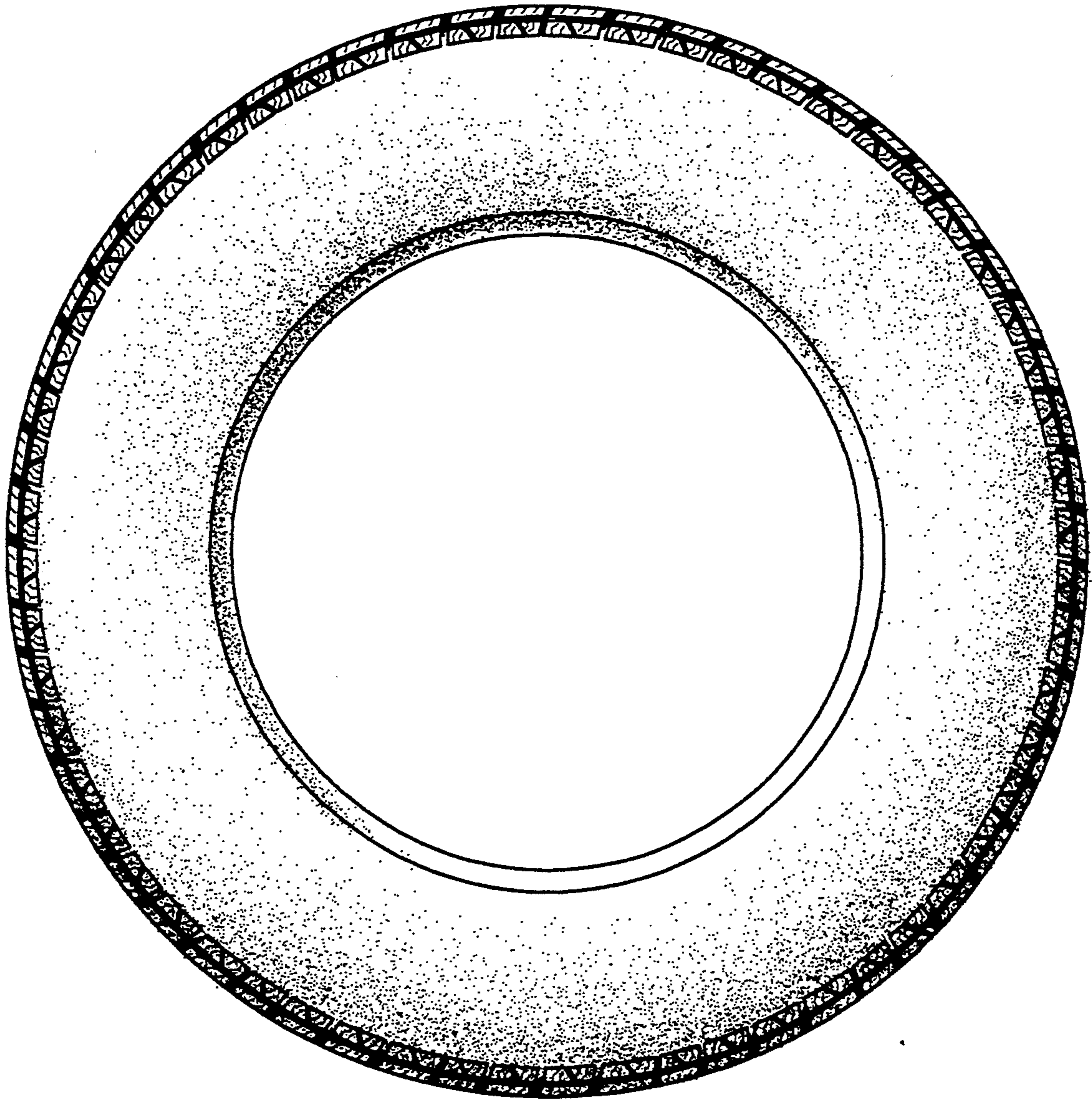


Fig.3

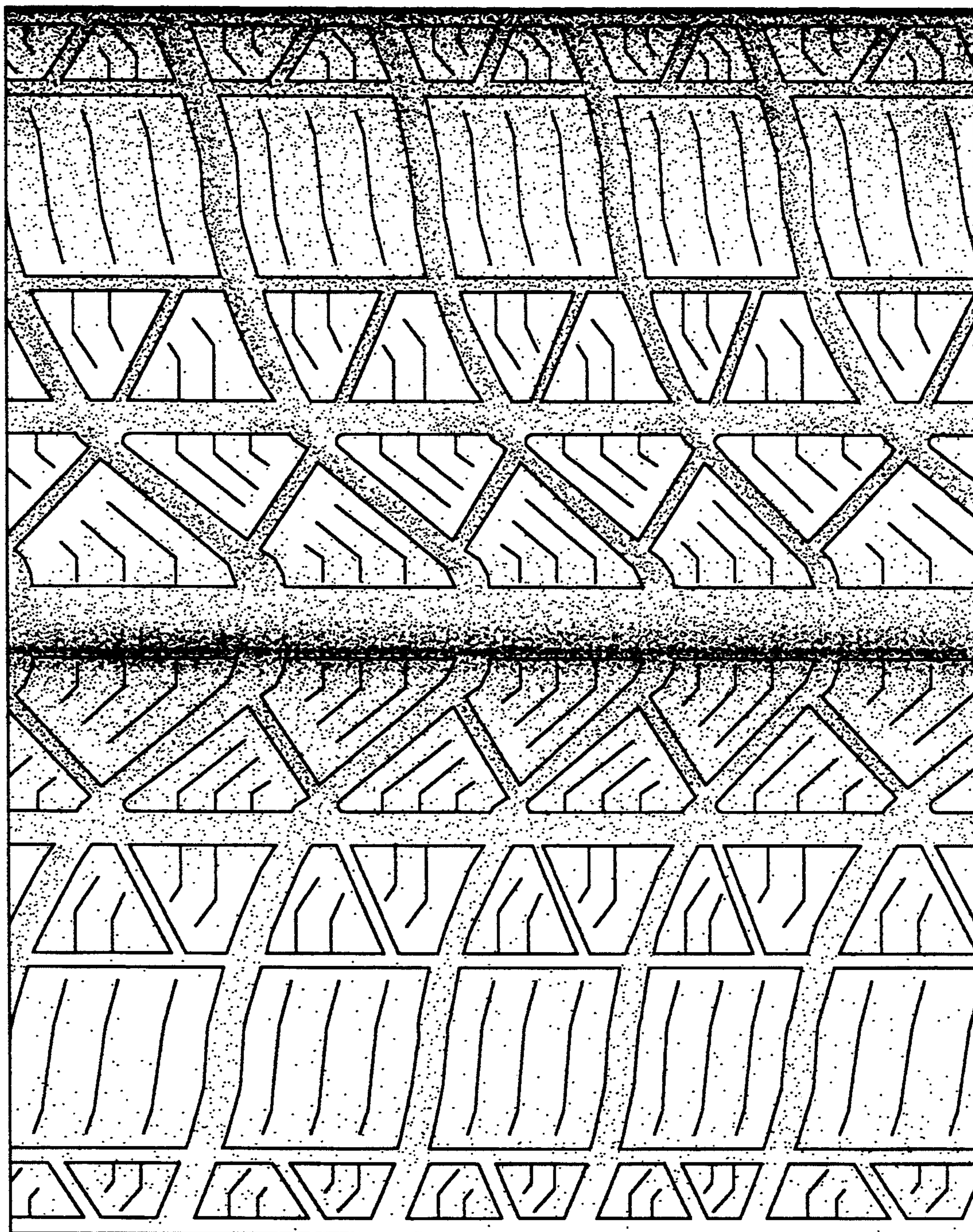


Fig.4