



US00D354030S

# United States Patent [19]

[11] Patent Number: **Des. 354,030**

Murasaki

[45] Date of Patent: **\*\* Jan. 3, 1995**

[54] MALE TAPE FOR SURFACE FASTENER

4,984,339 1/1991 Provost et al. .... 24/442  
5,067,210 11/1991 Kayaki ..... 24/442

[75] Inventor: **Ryuichi Murasaki**, Toyama, Japan

[73] Assignee: **Yoshida Kogyo K.K.**, Tokyo, Japan

[\*\*] Term: **14 Years**

*Primary Examiner*—Ralf T. Seifert  
*Attorney, Agent, or Firm*—Hill, Steadman & Simpson

[21] Appl. No.: **7,156**

[57] **CLAIM**

The ornamental design for male tape for surface fastener, as shown and described.

[22] Filed: **Apr. 19, 1993**

**DESCRIPTION**

[52] U.S. Cl. .... **D8/382**

[58] Field of Search ..... **D11/200, 201, 208;**  
**24/306, 442, 444, 628, 952; 59/90; D8/349, 350,**  
**379, 382**

FIG. 1 is a top plan view of a male tape for surface fastener showing my new design;

FIG. 2 is a front elevational view thereof;

FIG. 3 is a bottom elevational view thereof;

FIG. 4 is a right side elevational view thereof;

FIG. 5 is a left side elevational view thereof;

FIG. 6 is a rear elevational view thereof;

FIG. 7 is a perspective view thereof;

FIG. 8 is a cross-sectional view taken along line A—A of FIG. 1, the broken lines showing adjacent structures are for illustrative purposes only and form no part of the claimed design; and,

FIG. 9 is a view similar to FIG. 8, showing the male tape for surface fastener in use.

[56] **References Cited**

**U.S. PATENT DOCUMENTS**

D. 274,599	7/1994	Jensen	.....	D8/349
D. 340,007	10/1993	Gershenson	.....	D11/200
3,214,816	11/1965	Mathison	.....	24/306
3,261,069	7/1966	Mathison	.....	24/306
3,372,444	3/1968	Mathison	.....	24/306
4,541,154	9/1985	Ito et al.	.....	24/306
4,770,008	9/1988	Yamaura	.....	59/90
4,794,028	12/1988	Fisher	.....	24/306

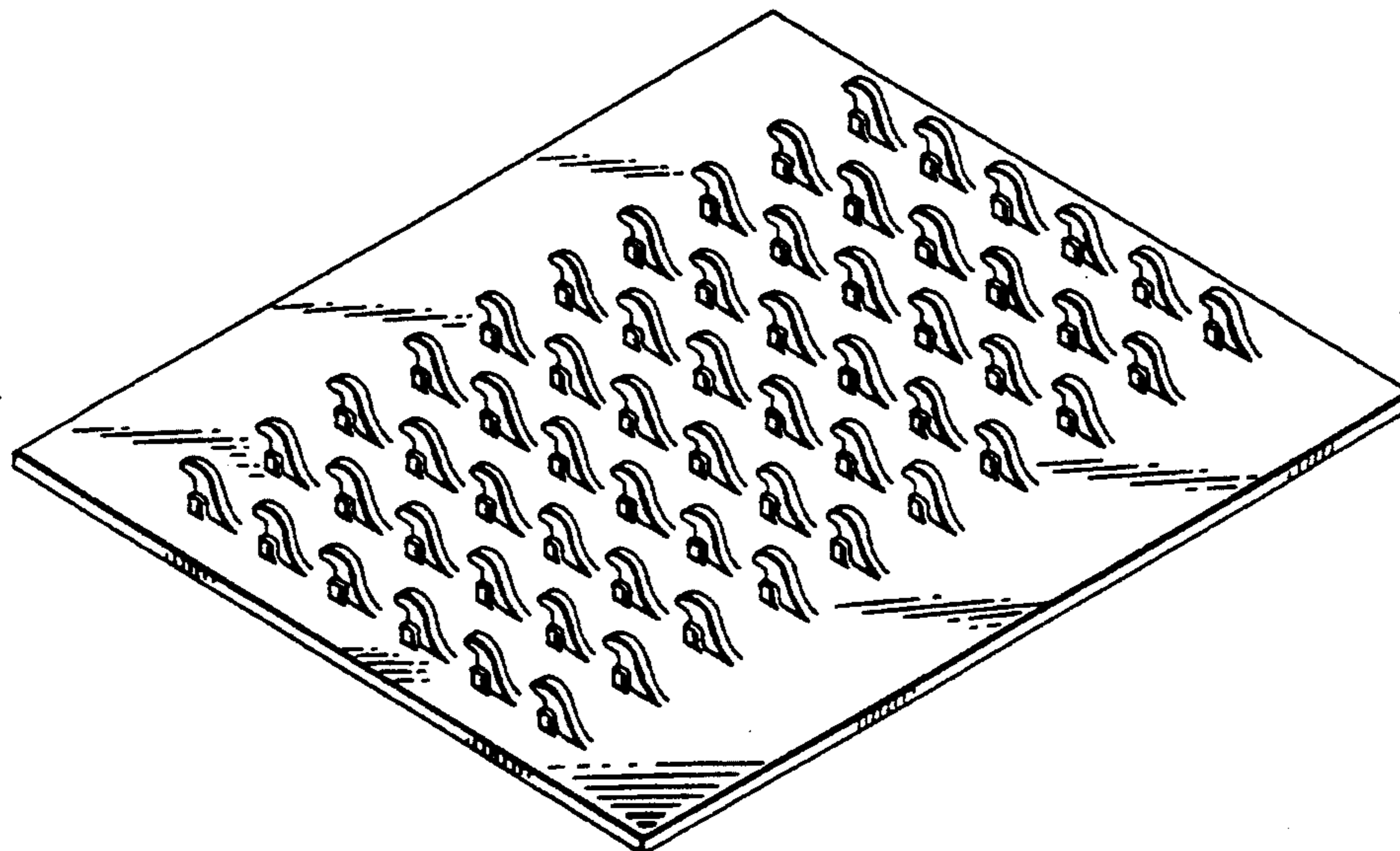


FIG. 1

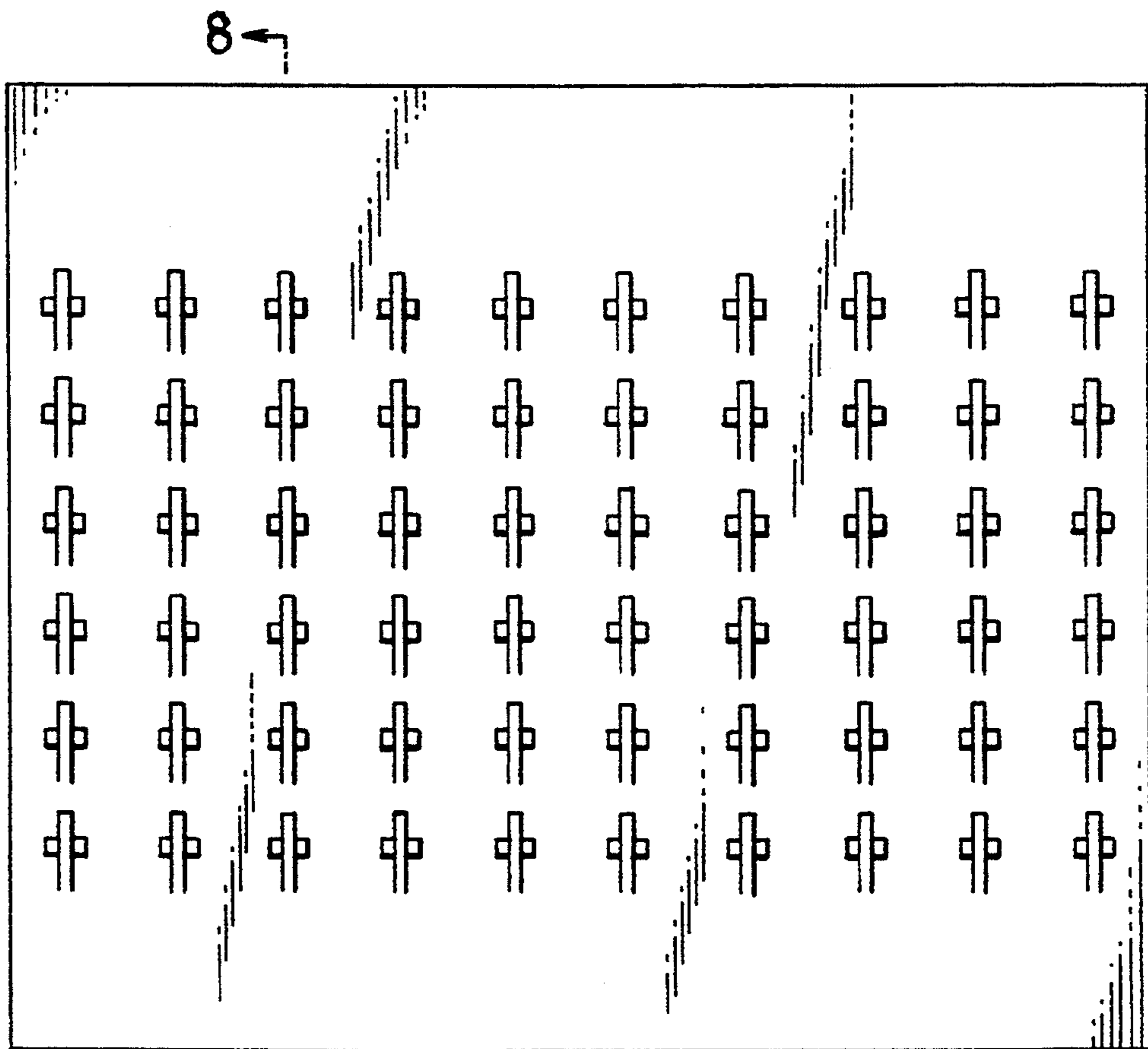


FIG. 2



FIG. 3




FIG. 4



FIG. 5



FIG. 6



FIG. 7

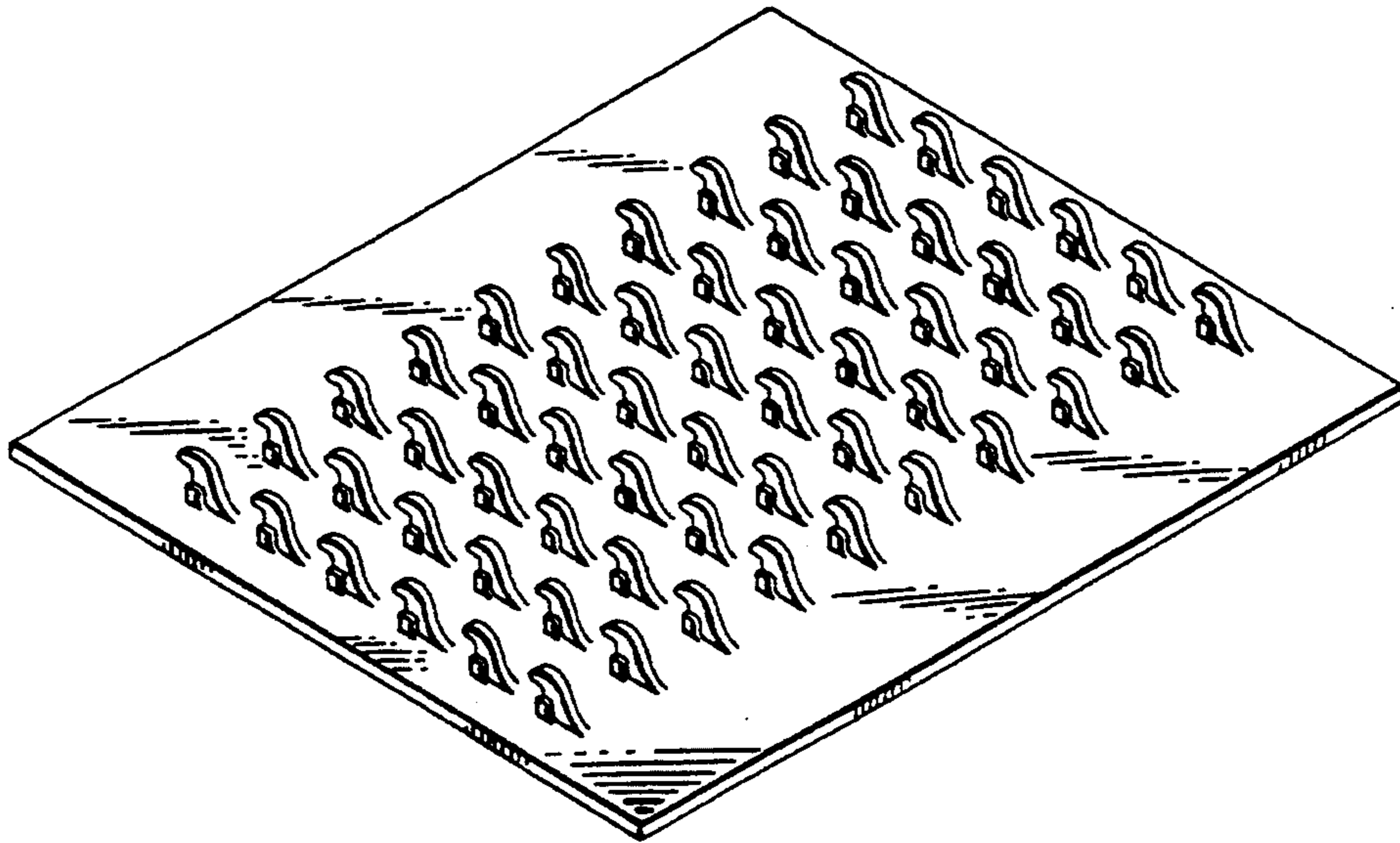


FIG. 8



FIG. 9

