



US00D354029S

# United States Patent [19]

[11] Patent Number: **Des. 354,029**

Voigt et al.

[45] Date of Patent: **\*\* Jan. 3, 1995**

## [54] VEHICLE TIRE

[75] Inventors: **Karl G. Voigt, Rodenbach; Dieter Krenz, Linsengericht, both of Germany**

[73] Assignee: **SP Reifenwerke GmbH, Hanau am Main, Germany**

[\*\*] Term: **14 Years**

[21] Appl. No.: **9,354**

[22] Filed: **Jun. 8, 1993**

### [30] Foreign Application Priority Data

Dec. 9, 1922 [DE] Germany ..... 9209102

[52] U.S. Cl. .... **D12/147**

[58] Field of Search ..... D12/136, 140, 146-151;  
152/209 R, 209 B, 209 D

### [56] References Cited

#### U.S. PATENT DOCUMENTS

D. 54,318 12/1919 Hargraves ..... D12/140  
D. 116,344 8/1939 Lombard ..... D12/146

## FOREIGN PATENT DOCUMENTS

180212 11/1954 Austria ..... 152/209 B  
2189205 7/1990 Japan ..... 152/209 R

## OTHER PUBLICATIONS

1991 Tread Design Guide, p. 55, Pirelli Winger-210/P Tire, second row down from top & second tire in from left side of page.

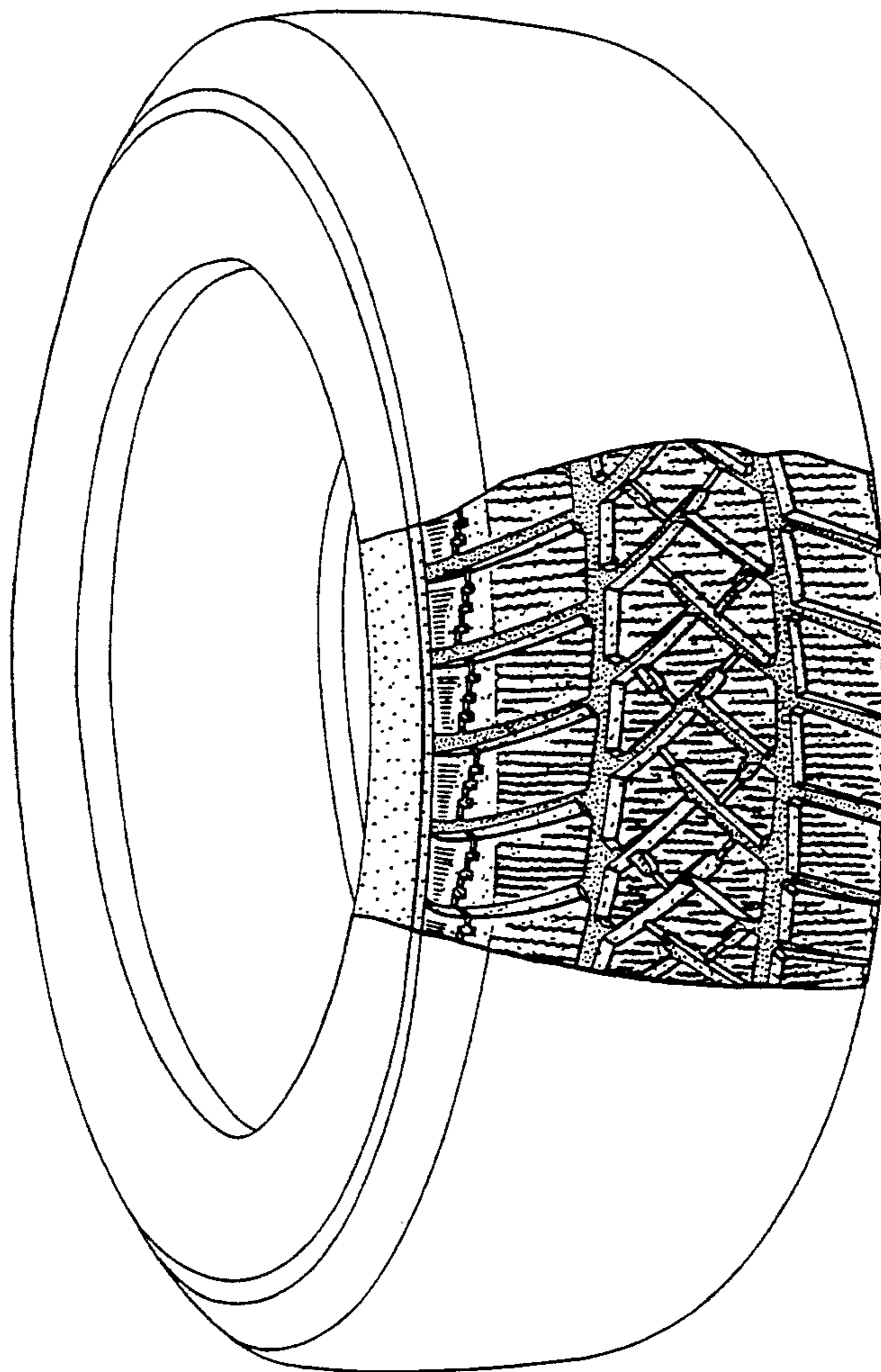
*Primary Examiner*—James M. Gandy  
*Attorney, Agent, or Firm*—Townsend and Townsend Khourie and Crew

## [57] CLAIM

The ornamental design for a vehicle tire, as shown and described.

## DESCRIPTION

FIG. 1 is a perspective view of a vehicle tire showing our new design, it being understood that the tread pattern is repeated throughout the circumference of the tire as shown schematically by solid lines and the opposite side is the same as that shown; and, FIG. 2 is a fragmentary, enlarged plan view thereof.



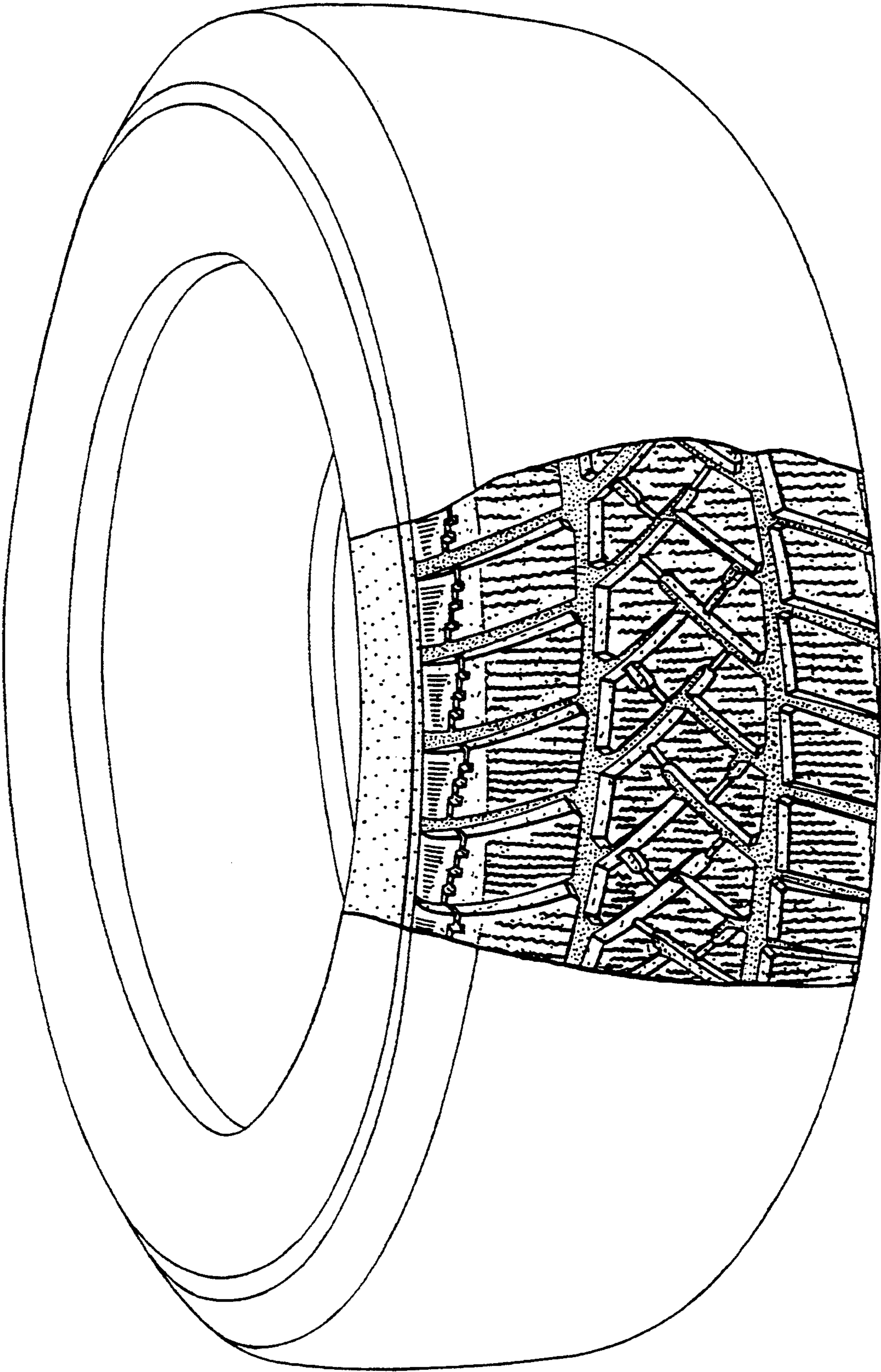
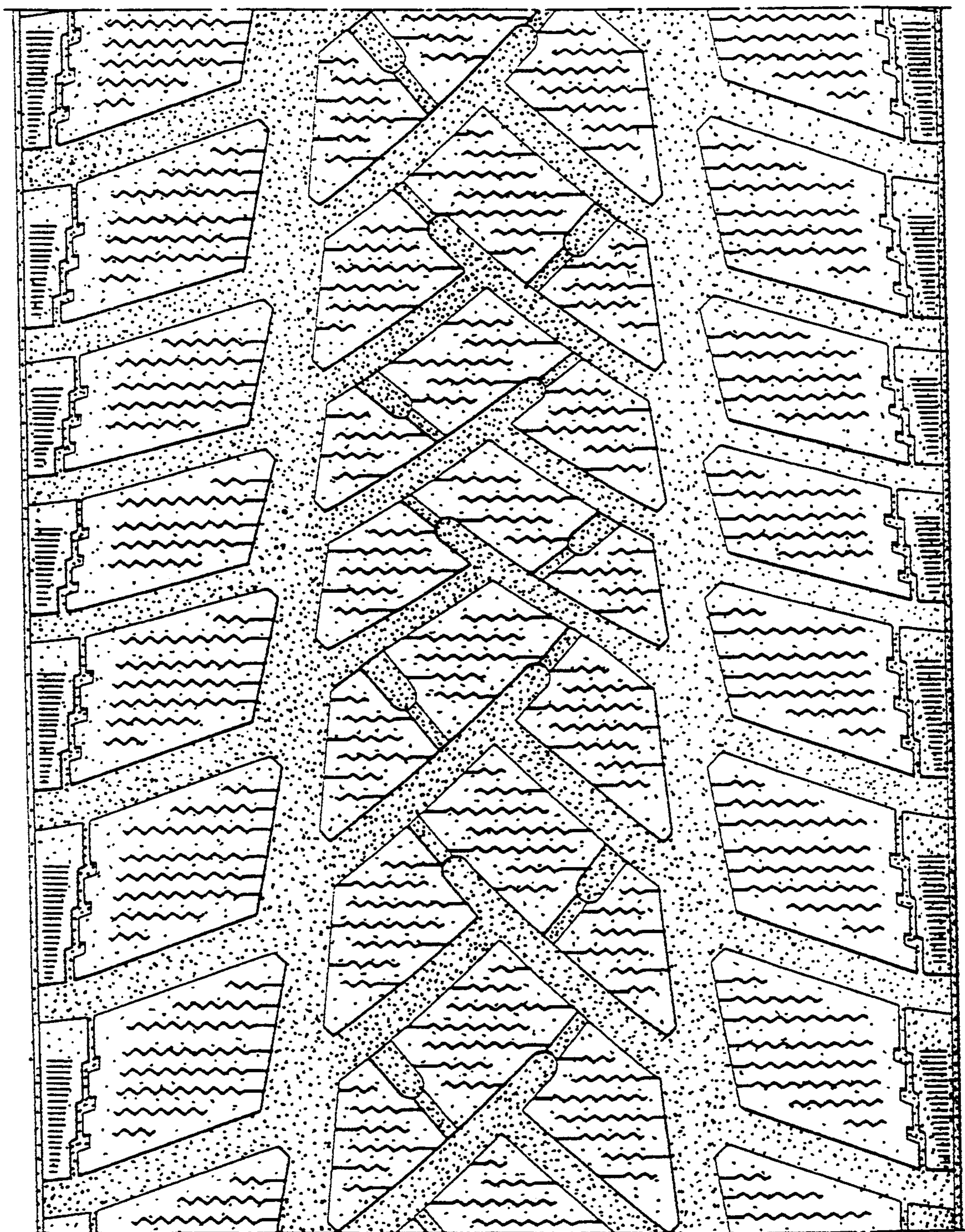


FIG. 1.



**FIG. 2.**