



US00D354025S

# United States Patent [19]

[11] Patent Number: **Des. 354,025**

McKisson

[45] Date of Patent: **\*\* Jan. 3, 1995**

[54] **TIRE**

[75] Inventor: **Eileen A. McKisson, Akron, Ohio**

[73] Assignee: **Michelin Recherche et Technique S.A., Granges-Paccot, Switzerland**

[\*\*] Term: **14 Years**

[21] Appl. No.: **12,311**

[22] Filed: **Aug. 27, 1993**

[52] U.S. Cl. .... **D12/146**

[58] Field of Search ..... **D12/136, 137, 146-151; 152/209 R, 209 B, 209 D**

*Primary Examiner*—James M. Gandy  
*Attorney, Agent, or Firm*—Robert R. Reed; Alan A. Csontos

### [57] CLAIM

The ornamental design for a tire, as shown and described.

### DESCRIPTION

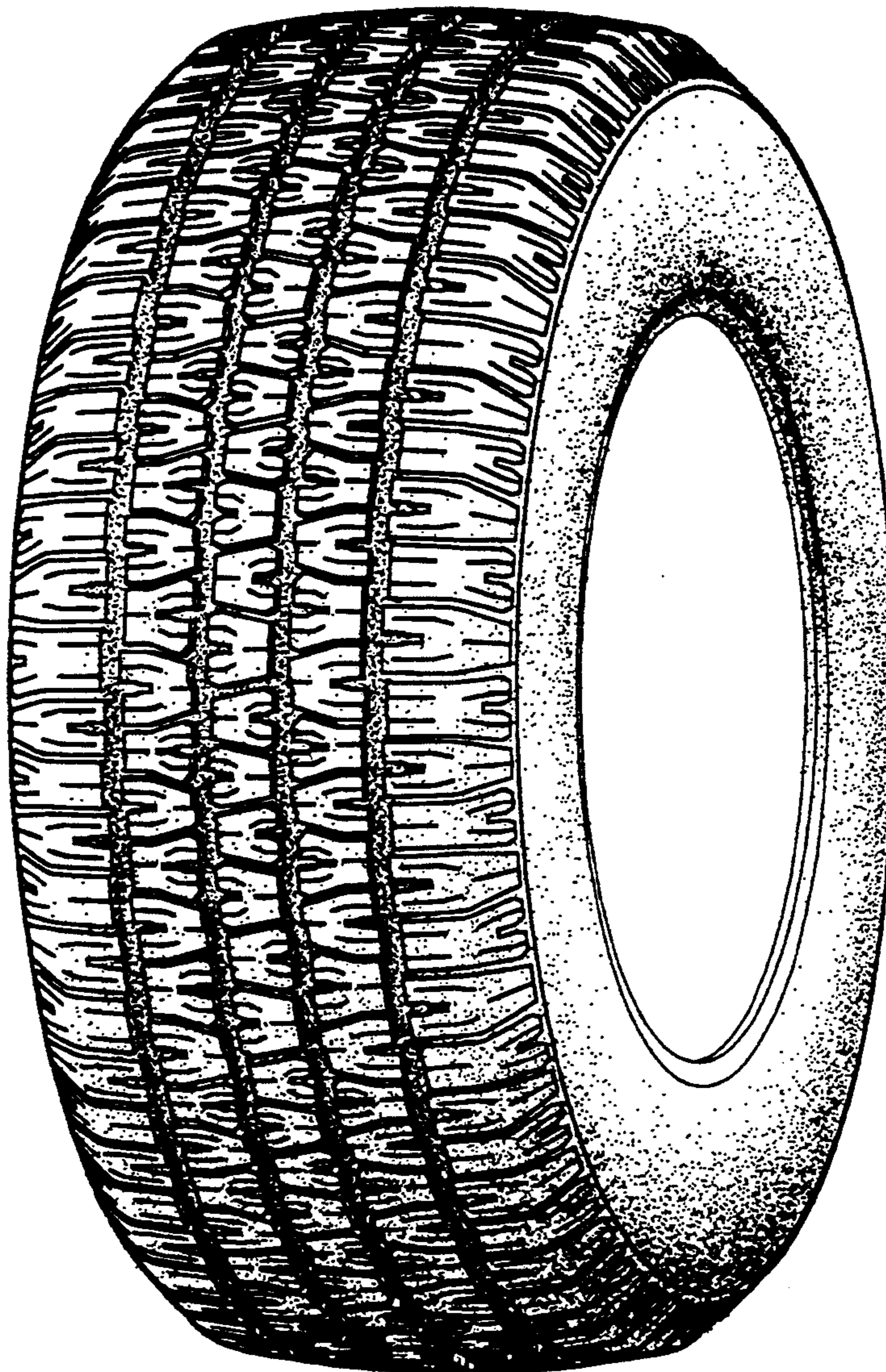
FIG. 1 is a perspective view of a tire showing a new tread design. It is understood that the tread pattern, as shown in FIG. 1, is repeated over the outer circumference of the tire and the tread shoulder. The side of the tire opposite the portion of the tire shown in FIG. 1 is substantially the same as that shown;

FIG. 2 is a front elevation view of the tire in FIG. 1; FIG. 3 is a side elevation view of the tire in FIG. 1; and, FIG. 4 is an enlarged plan view of a portion of the tread of the tire in FIG. 1.

### [56] References Cited

#### U.S. PATENT DOCUMENTS

- D. 299,329 1/1989 Wallet et al. .... D12/146
- D. 306,845 3/1990 Hinrichsen et al. .... D12/146



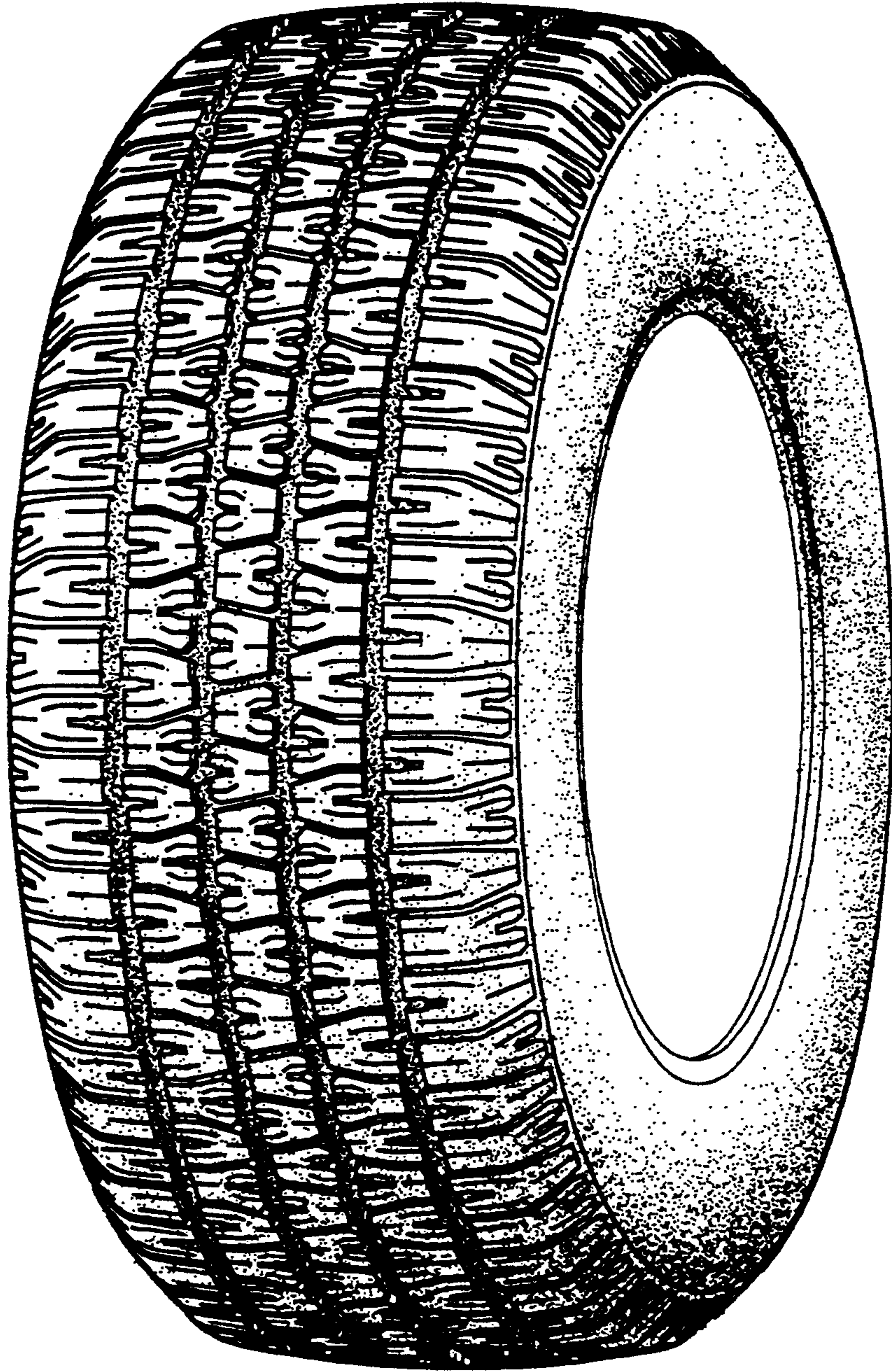


Fig.1




Fig.2




Fig.3

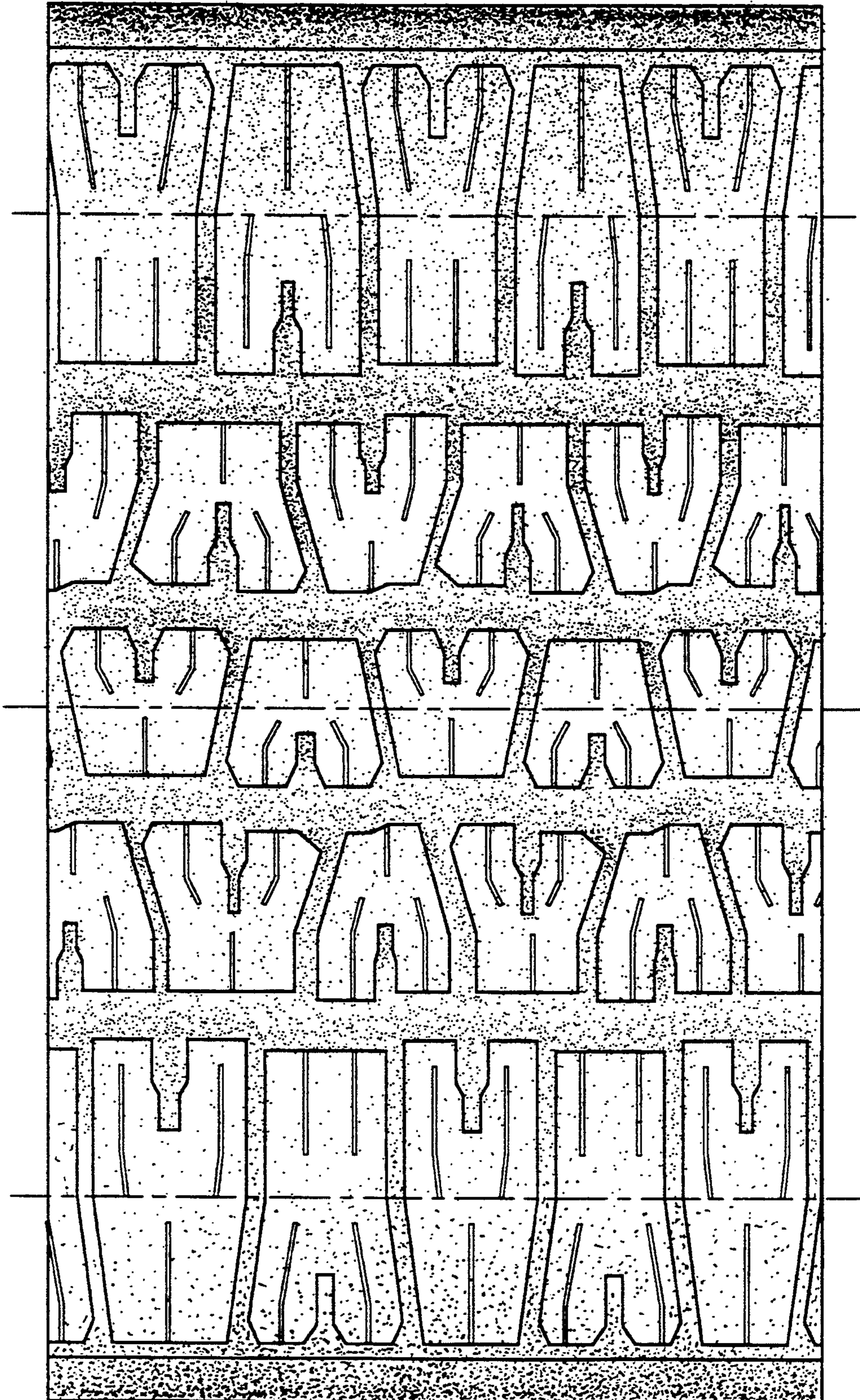


Fig.4