



US00D354006S

United States Patent [19]

[11] Patent Number: **Des. 354,006**

Braisted

[45] Date of Patent: **** Jan. 3, 1995**

[54] **CLOCK**

[76] Inventor: **Donald D. Braisted**, 5611 S.E. Lamay Dr., Stuart, Fla. 34997

[**] Term: **14 Years**

[21] Appl. No.: **10,806**

[22] Filed: **Jul. 19, 1993**

FOREIGN PATENT DOCUMENTS

53-77493 7/1978 Japan D10/
245184 10/1987 Japan .

OTHER PUBLICATIONS

Jeweler's Circular-Keystone -Jun. 1980-p. 28-watch at bottom.

Primary Examiner—Nelson C. Holtje
Attorney, Agent, or Firm—Quarles & Brady

Related U.S. Application Data

[62] Division of Ser. No. 569,704, Aug. 20, 1990, Pat. No. Des. 337,531.

[52] U.S. Cl. **D10/24; D10/15; D10/125; D10/30**

[58] Field of Search **D10/1-40, D10/122-132; 368/82-84, 223, 228, 232, 239-242, 280-282, 276-277, 285, 294, 295; 340/756, 760, 762-765**

[56] References Cited

U.S. PATENT DOCUMENTS

- 241,628 9/1876 Bailey .
- 253,042 10/1879 Fee .
- 297,816 9/1888 Dawson, Jr. .
- 3,959,963 6/1976 Murrell .
- 4,014,011 3/1977 Ashkin .
- 4,254,453 3/1981 Mouyard et al. .
- 4,379,641 4/1983 Maetzawa et al. .
- 4,459,034 7/1984 Kawabata et al. .
- 4,742,501 5/1988 Coster .

[57] CLAIM

The ornamental design for a clock, as shown and described.

DESCRIPTION

FIG. 1 is a front plan view of a clock showing my new design;
 FIG. 2 is a left side elevation view thereof;
 FIG. 3 is a right side elevation view thereof;
 FIG. 4 is a top plan view thereof;
 FIG. 5 is a bottom plan view thereof;
 FIG. 6 is a front plan view of a second embodiment thereof;
 FIG. 7 is a front plan view of a third embodiment thereof;
 FIG. 8 is a front plan view of a fourth embodiment thereof;
 FIG. 9 is a front plan view of a fifth embodiment thereof; and,
 FIG. 10 is a front plan view of a sixth embodiment thereof.
 The rear of each embodiment is flat and unornamented.




FIG. 2

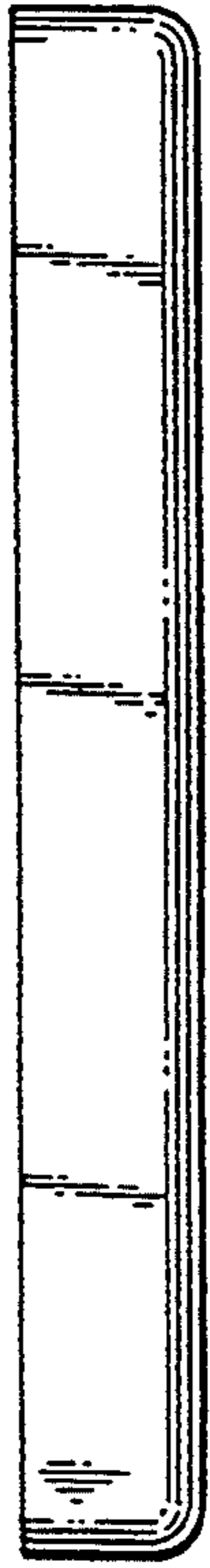


FIG. 1




FIG. 3



FIG. 4




FIG. 5

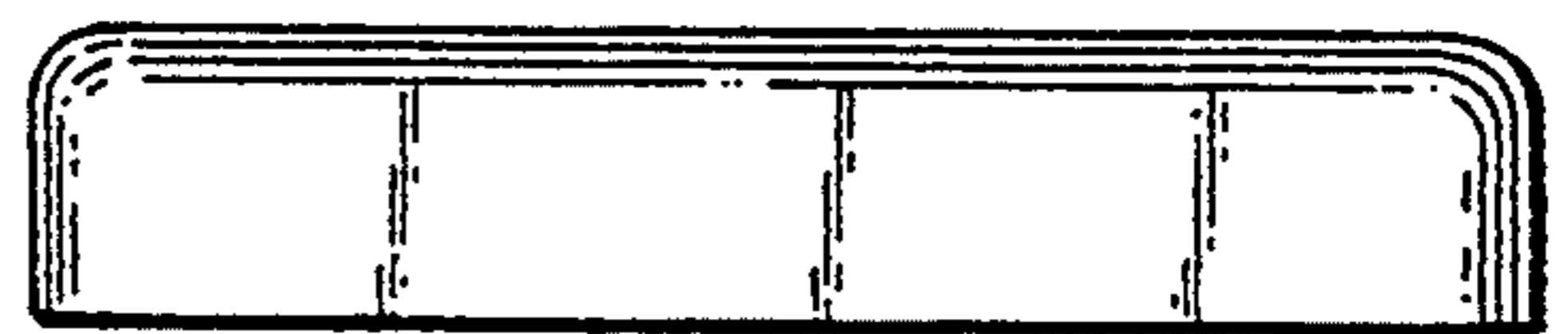


FIG. 7

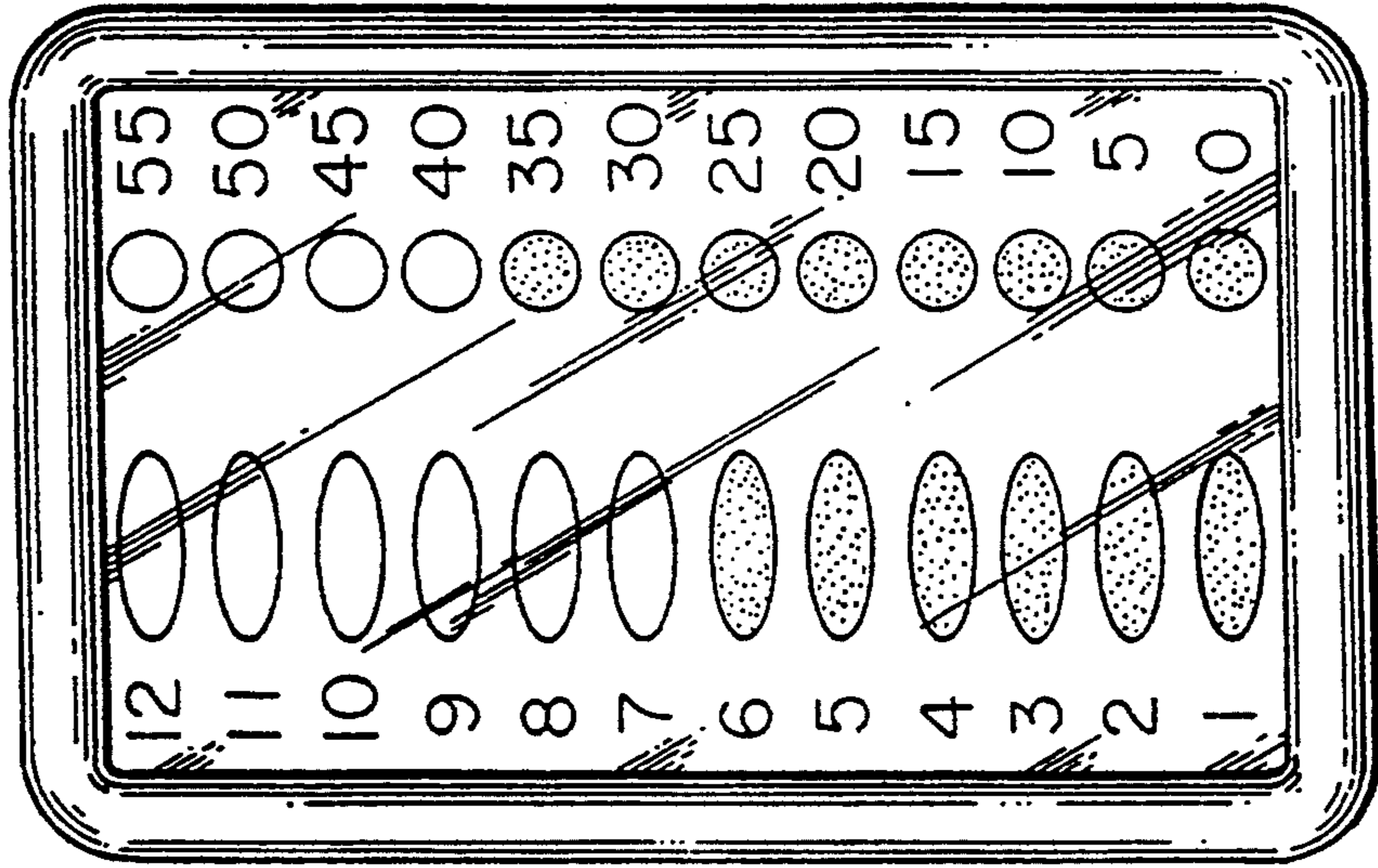


FIG. 6

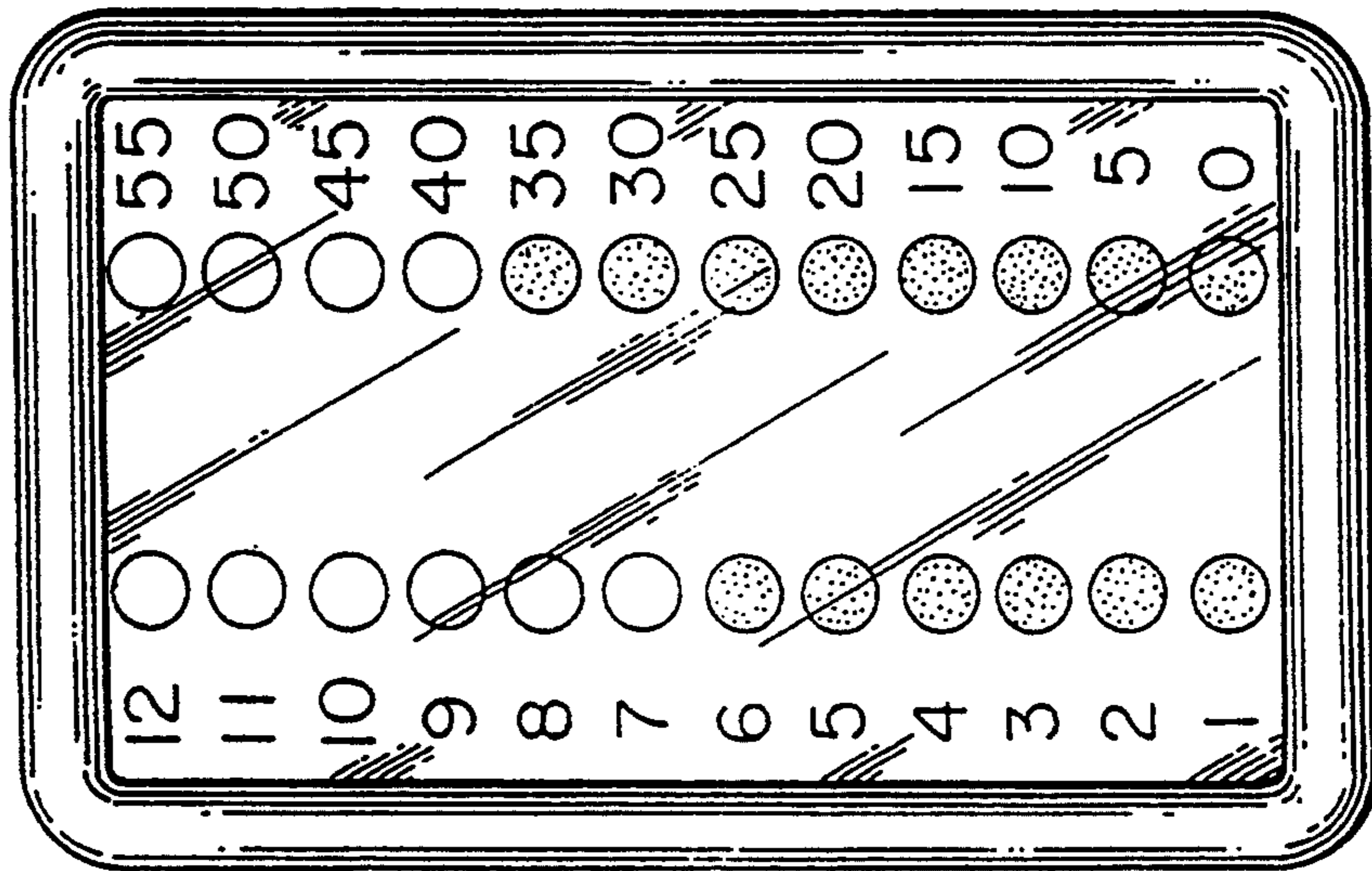


FIG. 8

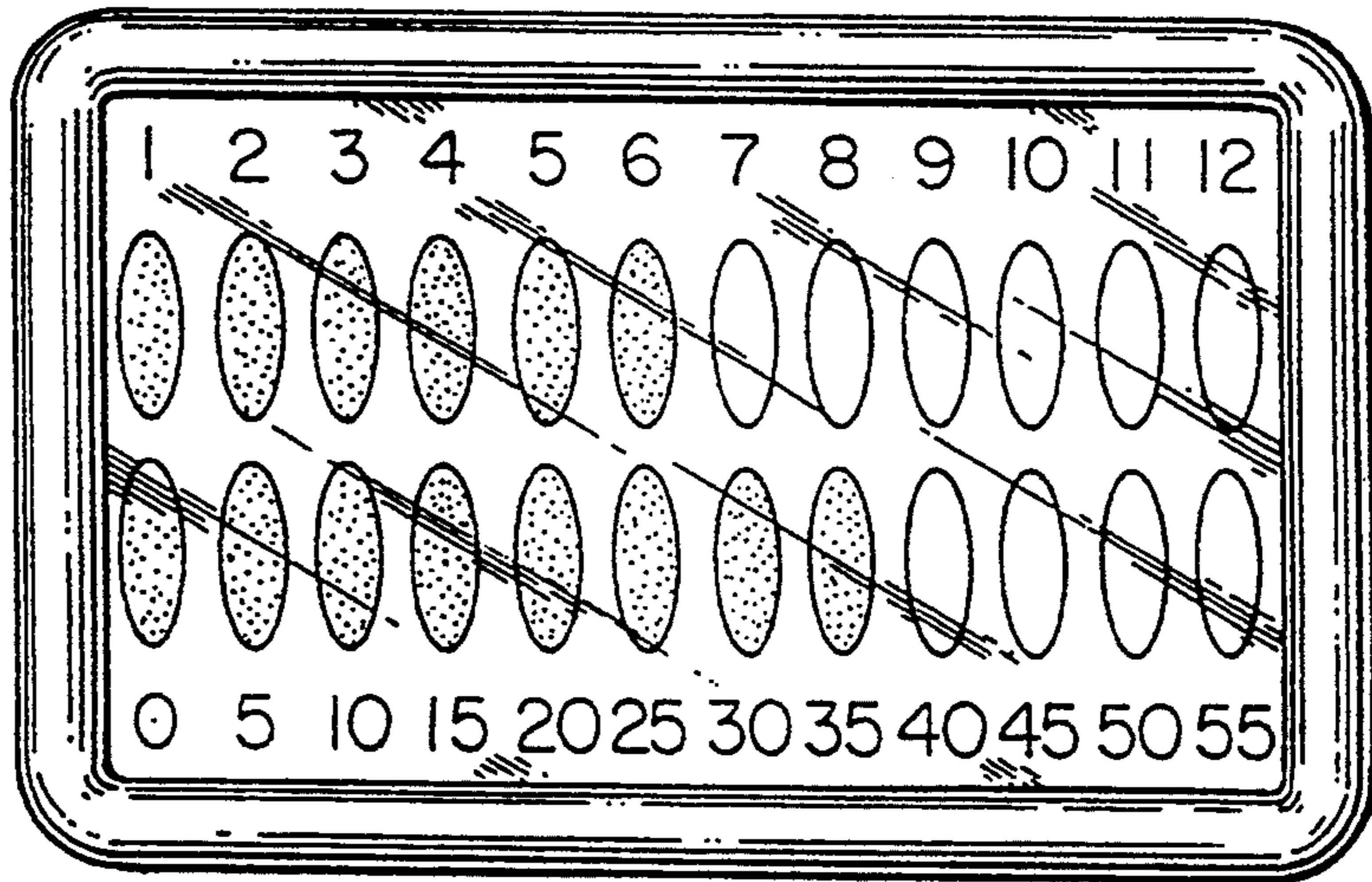


FIG. 9

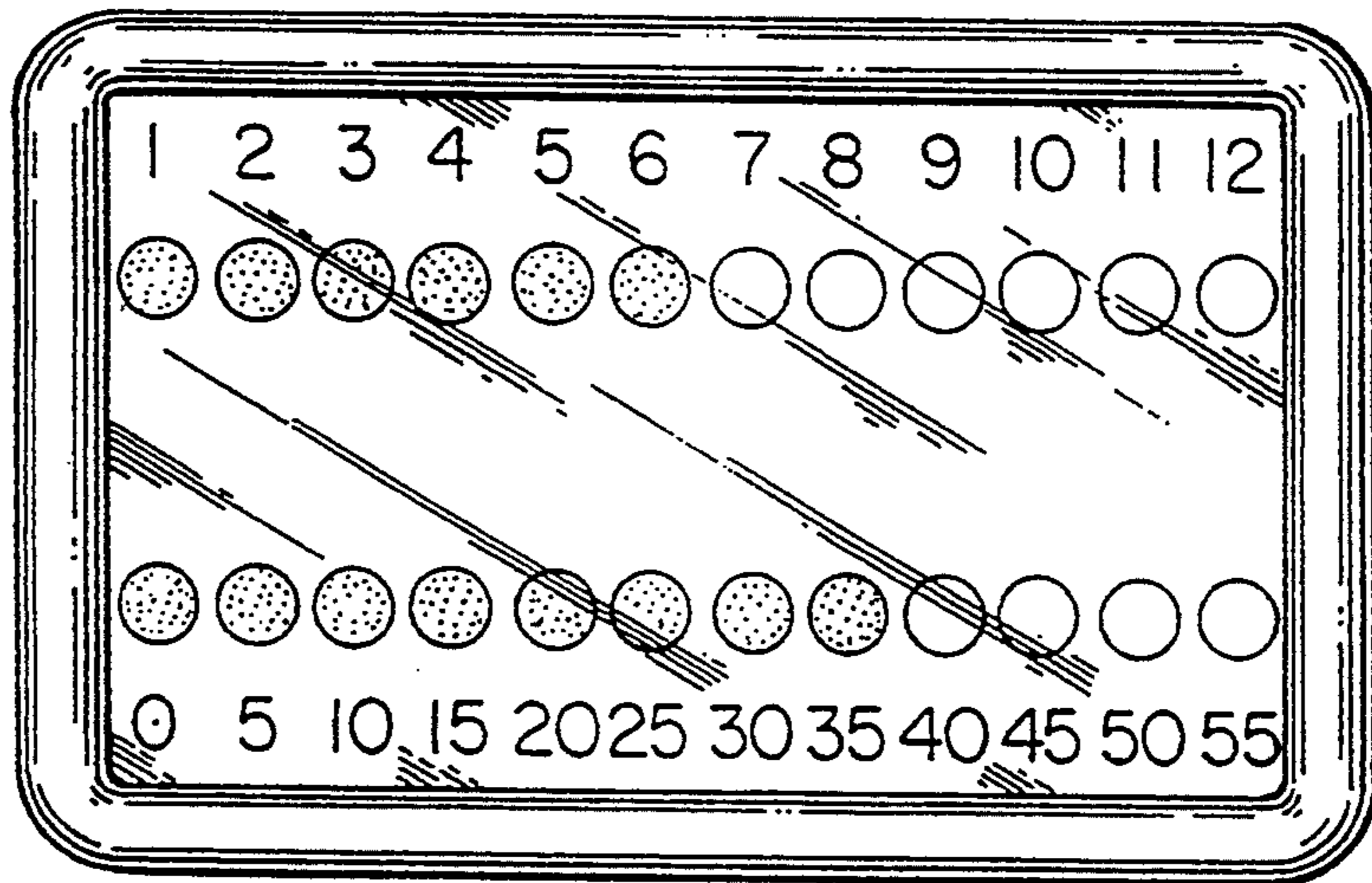


FIG. 10

