



US00D354003S

# United States Patent [19]

Takashima

[11] Patent Number: **Des. 354,003**

[45] Date of Patent: **\*\* Jan. 3, 1995**

## [54] TRAVEL ALARM CLOCK

[75] Inventor: **Asao Takashima**, Tokyo, Japan

[73] Assignee: **Seikosha Co., Ltd.**, Japan

[\*\*] Term: **14 Years**

[21] Appl. No.: **416**

[22] Filed: **Oct. 14, 1992**

[52] U.S. Cl. .... **D10/18; D10/28**

[58] Field of Search ..... **D10/1-40, D10/122-132; 368/243, 276-277, 285, 316-317**

## [56] References Cited

### U.S. PATENT DOCUMENTS

D. 101,287	9/1936	Rainbault .....	D10/28
D. 154,955	8/1949	Dreyfuss .....	D10/26
D. 163,567	6/1951	Bruce .....	D10/28
D. 316,040	4/1991	Mayuzumi .....	D10/25
D. 316,048	4/1991	Aikawa .....	D10/28
D. 321,661	11/1991	Shimamura .....	D10/18
D. 347,180	5/1994	Mukoyama .....	D10/26

## OTHER PUBLICATIONS

*Home Furnishings Daily*—Jan. 11, 1988—p. 144—Travel Clocks at center—right and bottom right.

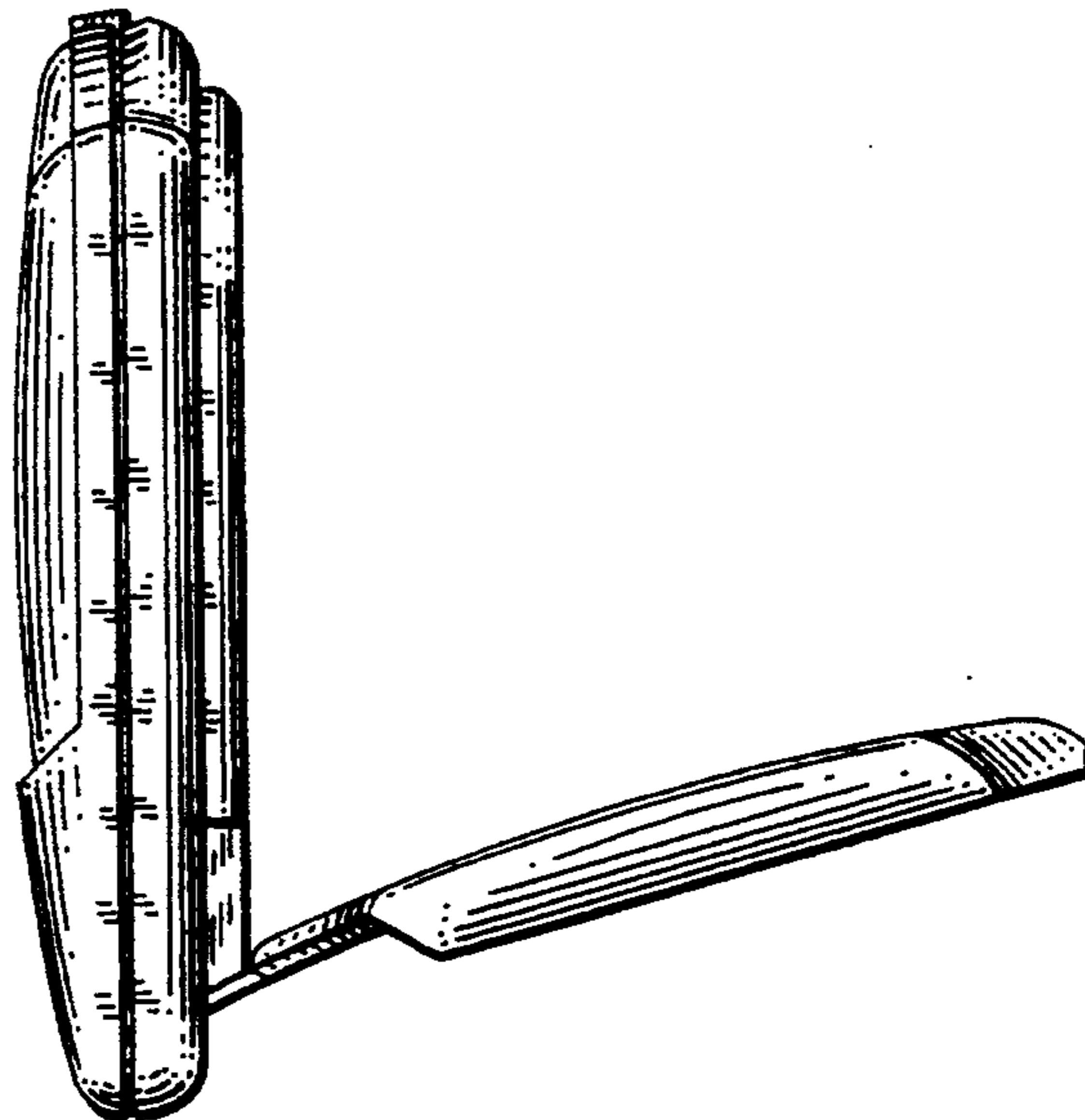

*Primary Examiner*—Nelson C. Holtje  
*Attorney, Agent, or Firm*—Bruce L. Adams; Van C. Wilks

## [57] CLAIM

The ornamental design for a travel alarm clock, as shown and described.

## DESCRIPTION

FIG. 1 is a front elevational view of a travel alarm clock with the lid open showing my new design;  
 FIG. 2 is a rear elevational view thereof;  
 FIG. 3 is a left side elevational view thereof;  
 FIG. 4 is a right side elevational view thereof;  
 FIG. 5 is a top plan view thereof;  
 FIG. 6 is a bottom plan view thereof;  
 FIG. 7 is a front elevational view thereof with the lid closed;  
 FIG. 8 is a rear elevational view thereof;  
 FIG. 9 is a left side elevational view thereof;  
 FIG. 10 is a right side elevational view thereof;  
 FIG. 11 is a top plan view thereof; and,  
 FIG. 12 is a bottom plan view thereof.






FIG. 1

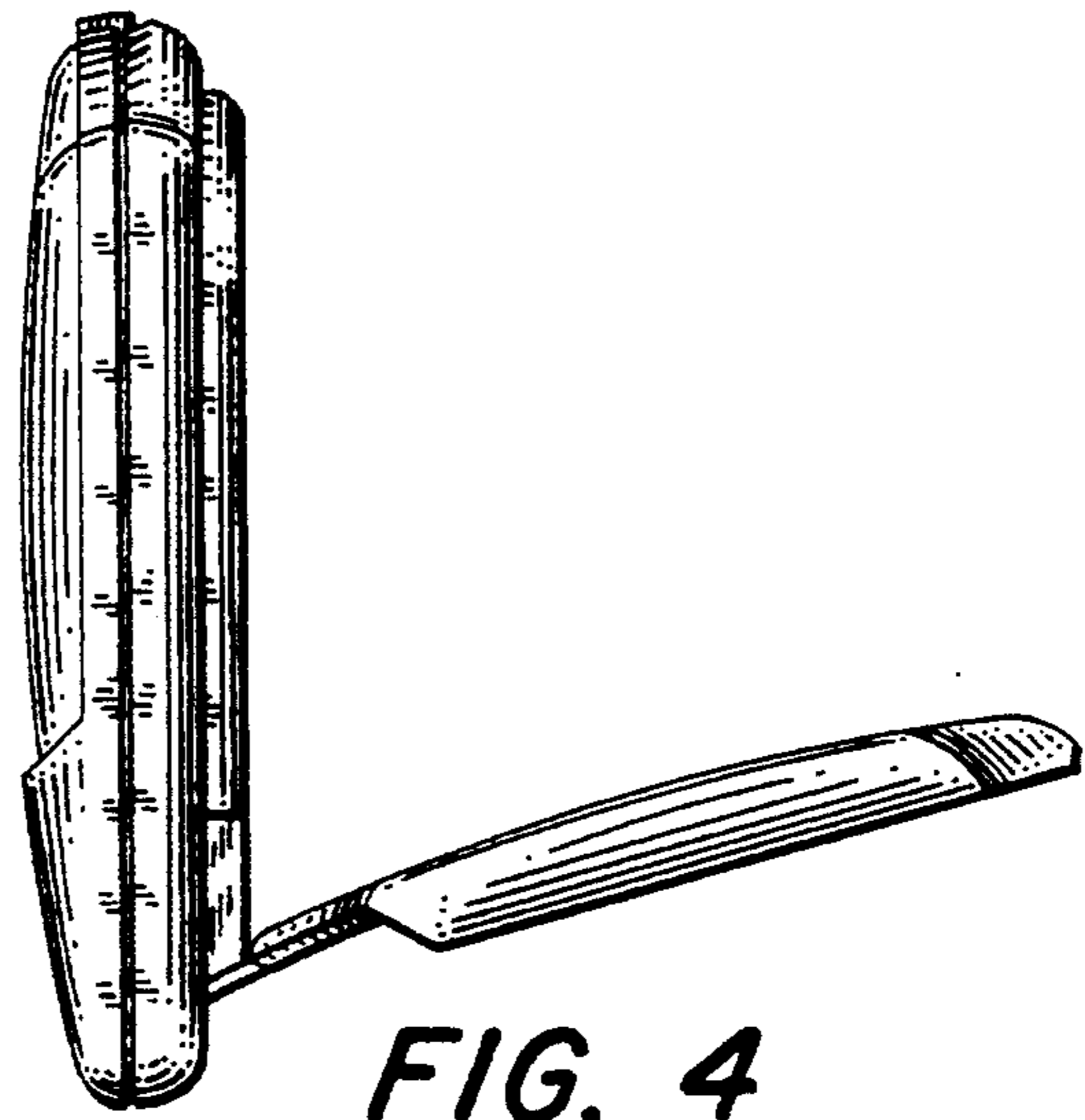


FIG. 4




FIG. 2

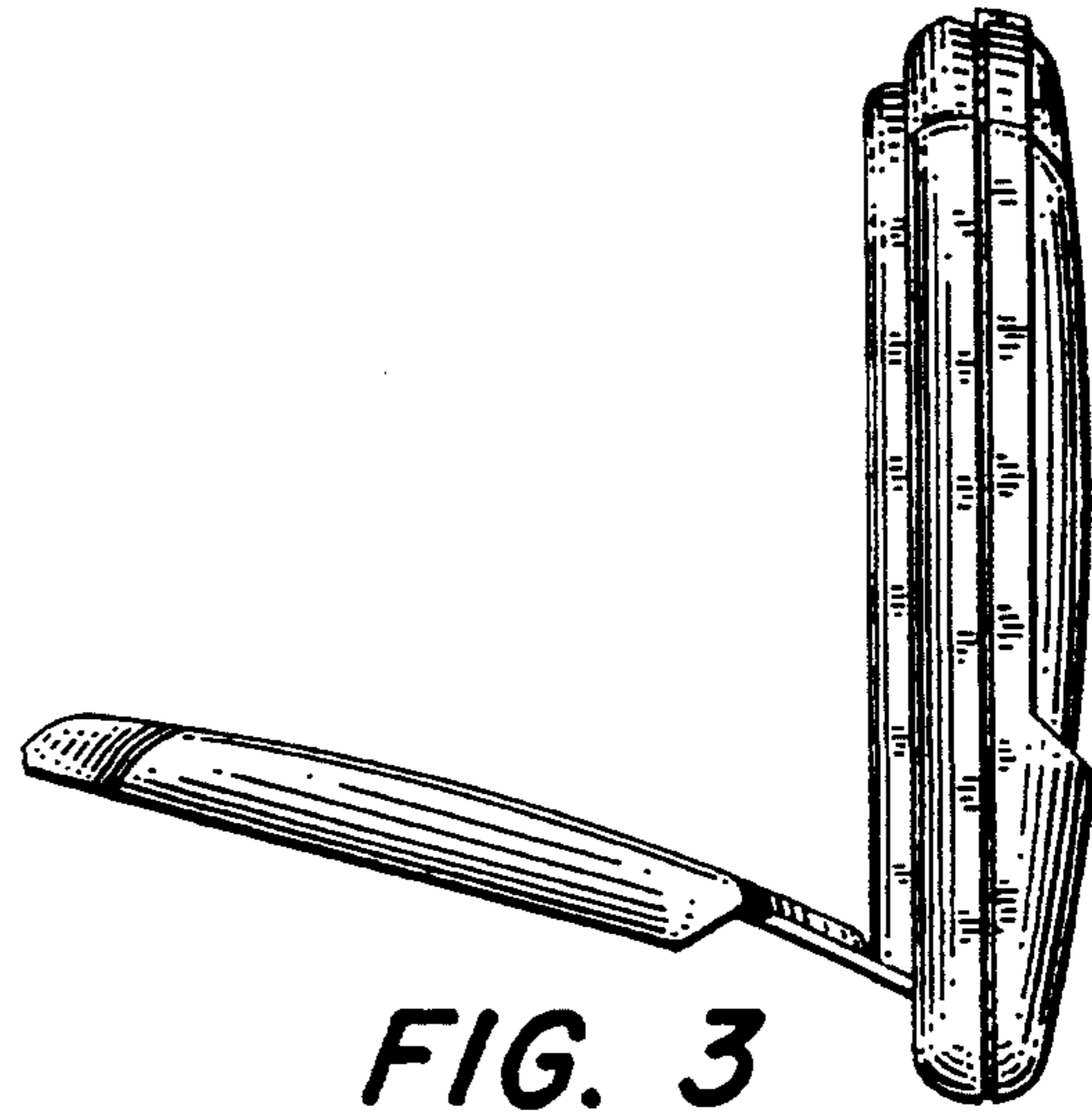


FIG. 3




FIG. 5




FIG. 6

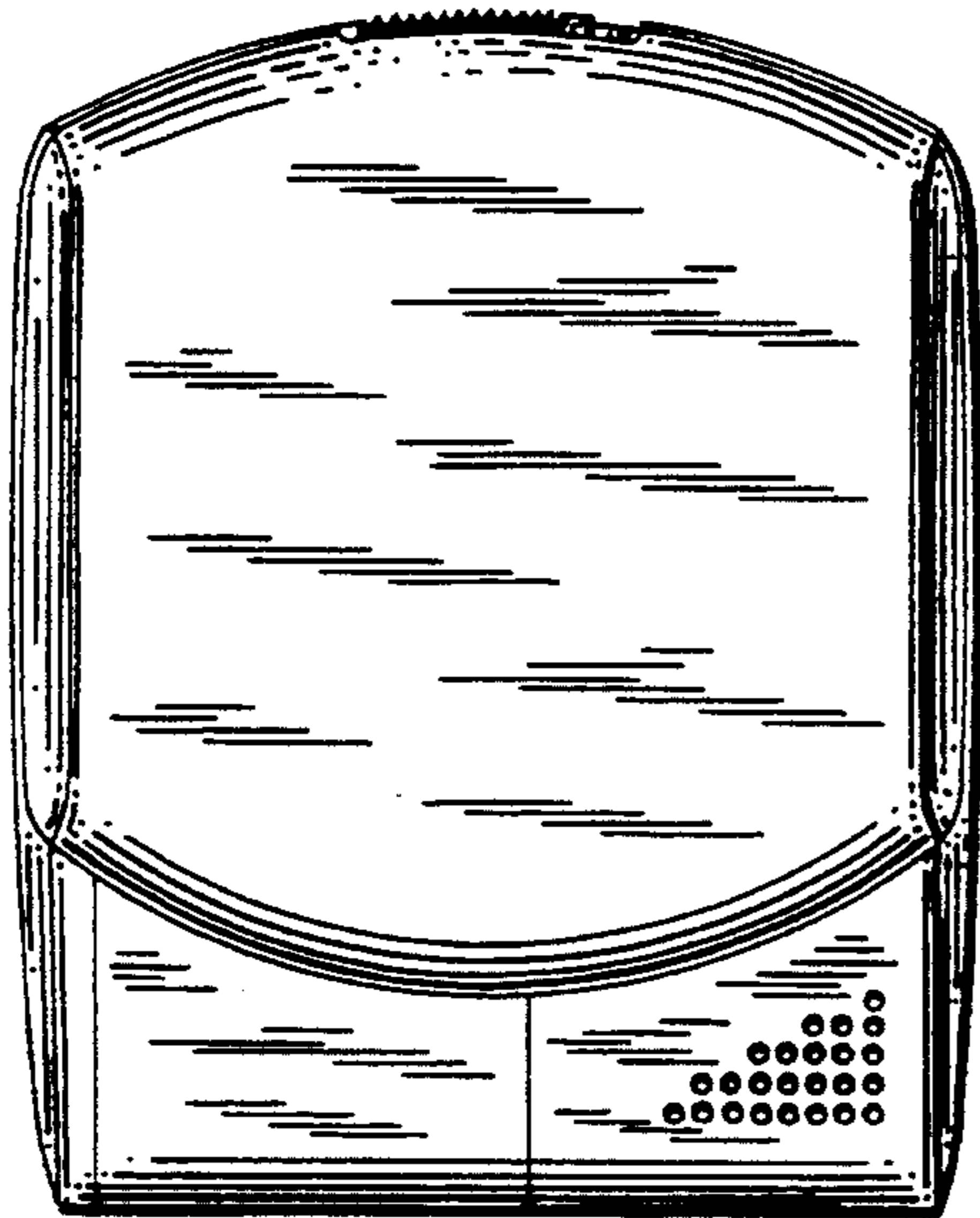


FIG. 7




FIG. 10




FIG. 8



FIG. 9




FIG. 11




FIG. 12