



US00D353988S

# United States Patent [19]

[11] Patent Number: **Des. 353,988**

Glesser

[45] Date of Patent: **\*\* Jan. 3, 1995**

[54] **STAND FOR KNIFE SHARPENING STONES**

4,450,653 5/1984 Fletcher ..... 51/211 R

[76] Inventor: **Louis Glesser**, P.O. Box 800, Golden, Colo. 80402-0800

4,799,335 1/1989 Battocchi ..... 76/88

4,912,885 4/1990 Bonapace ..... 51/211 R

[\*\*] Term: **14 Years**

### OTHER PUBLICATIONS

Cutlery Shoppe Catalog, 1989, p. 22, Spyderco Knife Sharpener.

[21] Appl. No.: **6,894**

*Primary Examiner*—Bernard Ansher

[22] Filed: **Apr. 12, 1993**

*Assistant Examiner*—Philip Hyder

[52] U.S. Cl. .... **D8/93; D8/91**

*Attorney, Agent, or Firm*—Roger A. Marrs

[58] Field of Search ..... **D8/91, 92, 93, 90; 51/285, 80 BS, 205 WG, 221 BS, 211 R; 76/86, 87, 88**

### [57] CLAIM

The ornamental design for a stand for knife sharpening stones, as shown.

### [56] References Cited

#### U.S. PATENT DOCUMENTS

D. 290,222	6/1987	Moody	.....	D8/91
D. 297,504	9/1988	Taylor	.....	D8/91
D. 318,782	8/1991	LeBeau	.....	D8/91
D. 326,989	6/1992	Button	.....	D8/93
4,231,194	11/1980	Glesser	.....	51/211 R

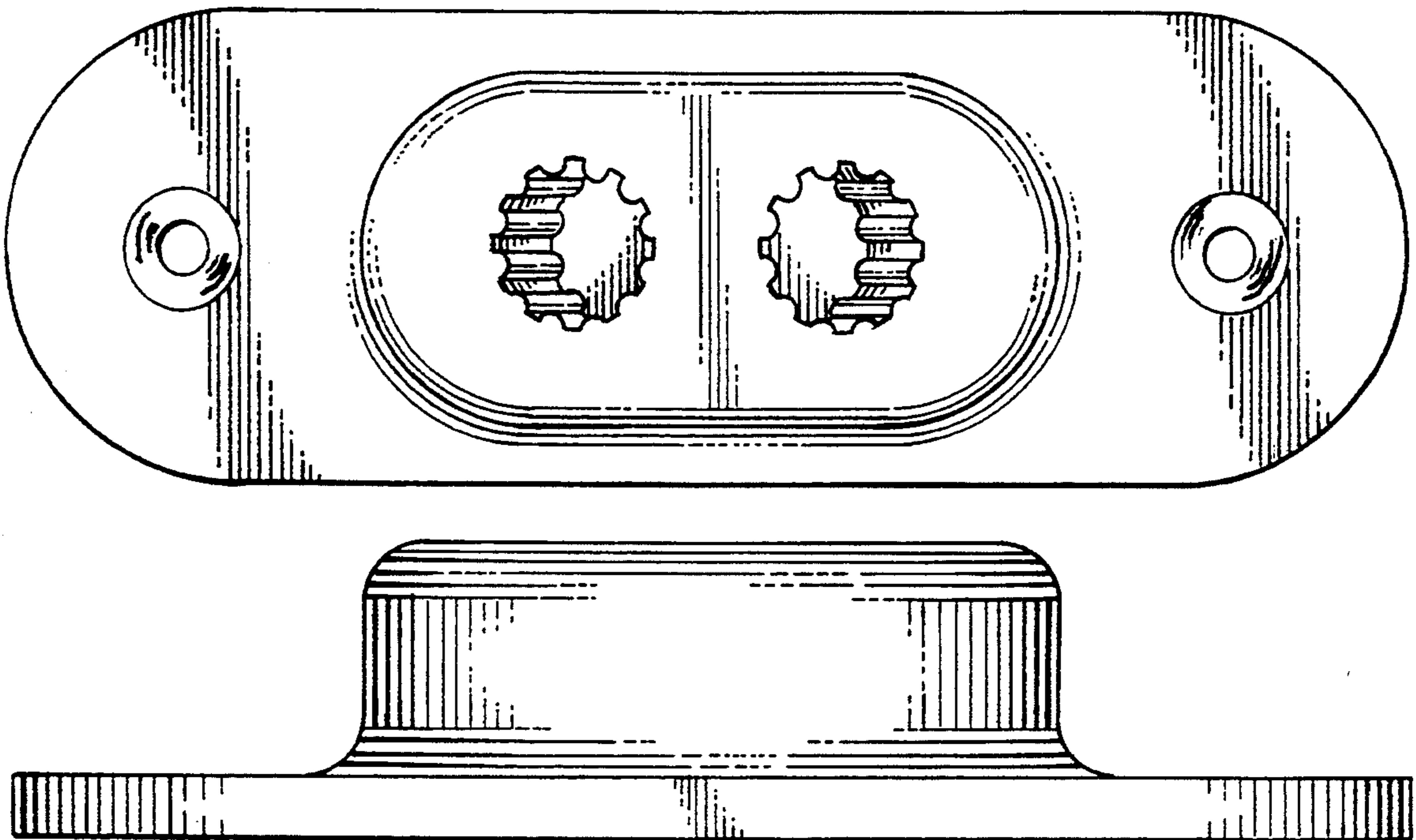
### DESCRIPTION

FIG. 1 is a top plan view showing my new design for a stand for knife sharpening stones;

FIG. 2 is a side elevational view thereof;

FIG. 3 is a bottom view thereof; and,

FIG. 4 is an end elevational view thereof.



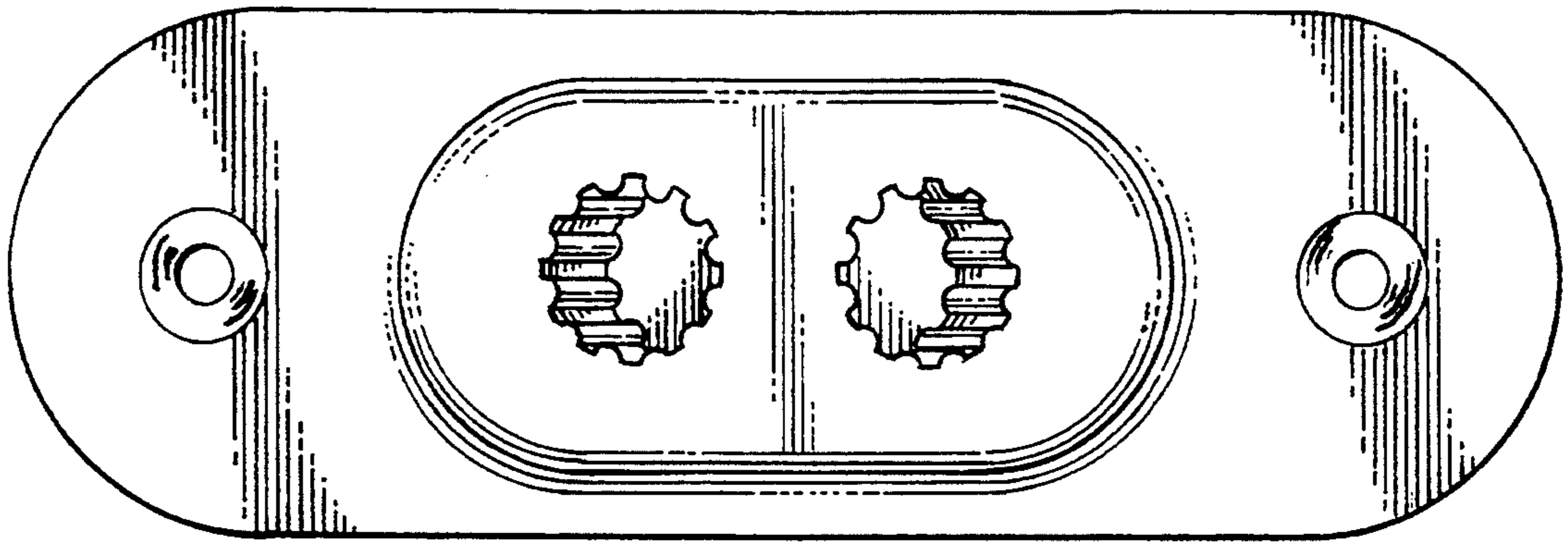


FIG. 1.




FIG. 2.




FIG. 3.

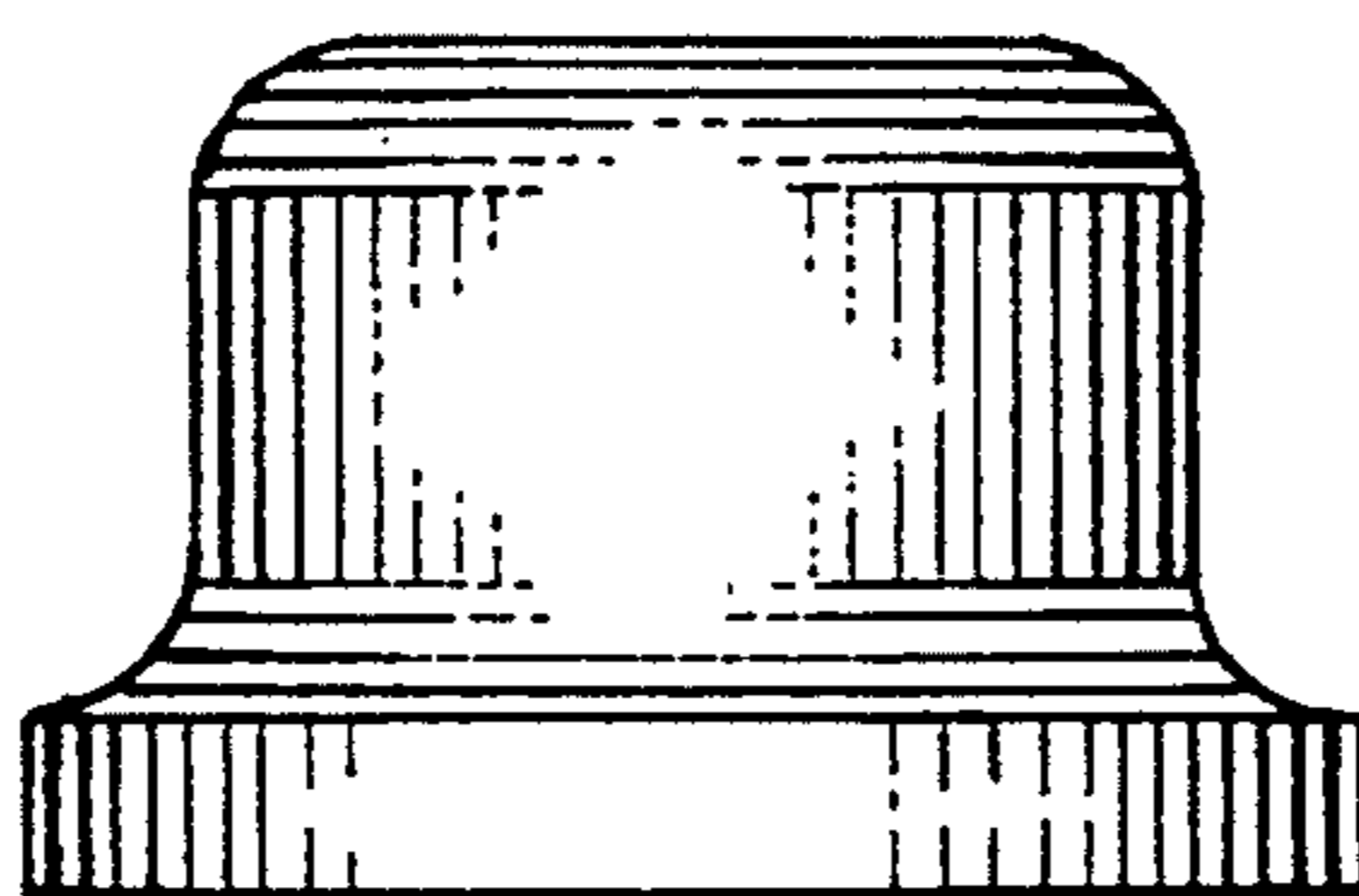


FIG. 4.