



US00D353972S

United States Patent [19]

[11] Patent Number: **Des. 353,972**

Robling et al.

[45] Date of Patent: **** Jan. 3, 1995**

[54] **DRINKING CUP**

[75] Inventors: **Brent D. Robling, Durham; Matthew R. Dunaj, III, Bahama, both of N.C.**

[73] Assignee: **Kidworks, Inc., Raleigh, N.C.**

[**] Term: **14 Years**

[21] Appl. No.: **13,665**

[22] Filed: **Sep. 29, 1993**

[52] U.S. Cl. **D7/510; D7/511**

[58] Field of Search **D7/507, 509, 510, 511, D7/512, 513, 514, 519, 523, 524, 527, 528, 530, 531, 532, 533, 534, 535, 536, 505, 392, 392.1, 554; D9/557, 500, 502, 503, 504, 552, 529, 444.5, 436, 447, 449, 307; 220/709, 714, 705, 715, 707, 713, 710.5, 758**

D. 330,993 11/1992 Robbins, III D7/511

D. 340,413 10/1993 Emic D9/502

D. 346,958 5/1994 Olson D9/307

D. 347,763 6/1994 Kleckauskas et al. D7/533

1,309,994 7/1919 McAuliffe .

1,813,285 2/1930 Galetschky .

3,106,312 11/1960 Hitchcock .

3,211,379 1/1964 Burton .

5,085,335 2/1992 Carbaugh .

5,105,975 4/1992 Patterson .

5,114,074 5/1992 Frauenthal et al. .

5,167,354 12/1992 Cohanfard 220/705 X

5,221,016 6/1993 Karpal 220/709 X

5,312,014 5/1994 Hamlin 220/713 X

Primary Examiner—Martie Thompson
Assistant Examiner—M. N. Pandozzi
Attorney, Agent, or Firm—Steven J. Hultquist; Fran S. Wasserman

[56] **References Cited**
U.S. PATENT DOCUMENTS

D. 69,175 1/1926 Fisher D7/532

D. 89,887 5/1933 Gerth D7/524

D. 112,799 1/1939 Watson D9/357 X

D. 112,800 1/1939 Watson D9/557 X

D. 120,135 4/1940 Morrison D7/532

D. 191,620 10/1961 Bloch D7/523

D. 279,406 6/1985 Shiu D9/502 X

D. 319,183 8/1991 Halm D9/552

D. 321,457 11/1991 Kahl D7/510 X

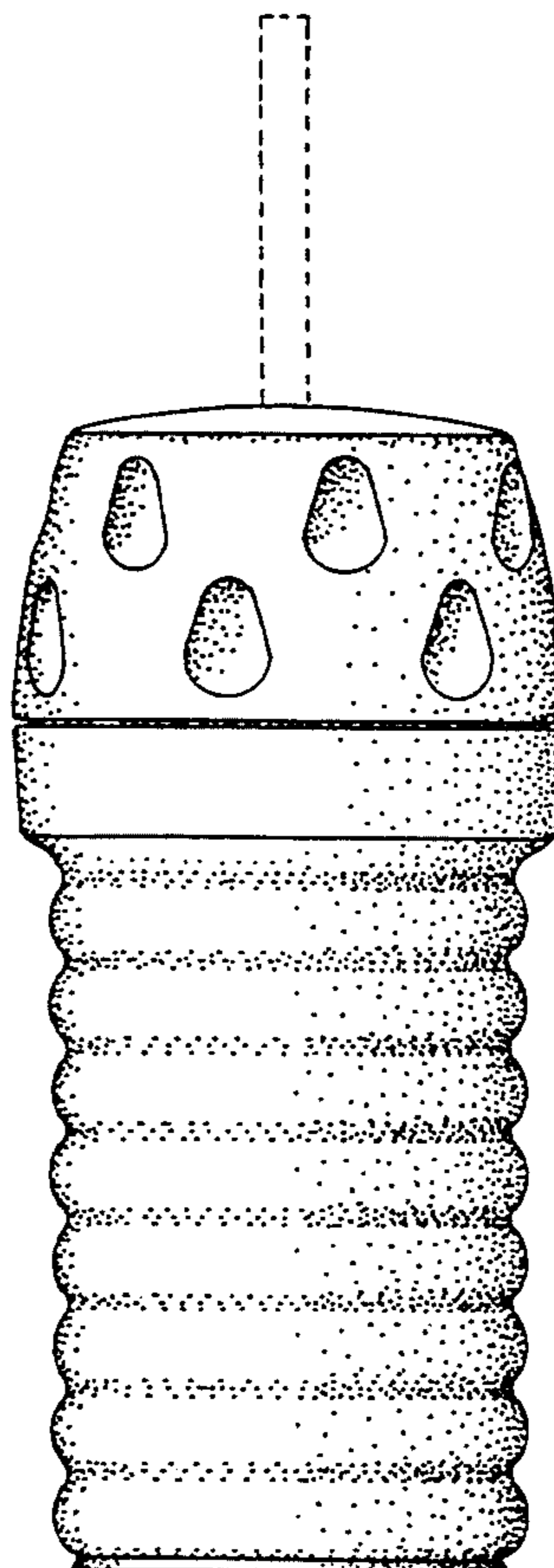
D. 321,626 11/1991 Kouts D7/510

[57] **CLAIM**

The ornamental design for a drinking cup, as shown and described.

DESCRIPTION

FIG. 1 is an elevational view of the drinking cup showing our new design;
 FIG. 2 is a top plan view thereof; and,
 FIG. 3 is a bottom plan view thereof.
 The broken line showing of a drinking straw in FIGS. 1 and 2 is for illustrative purposes only and forms no part of the claimed design.



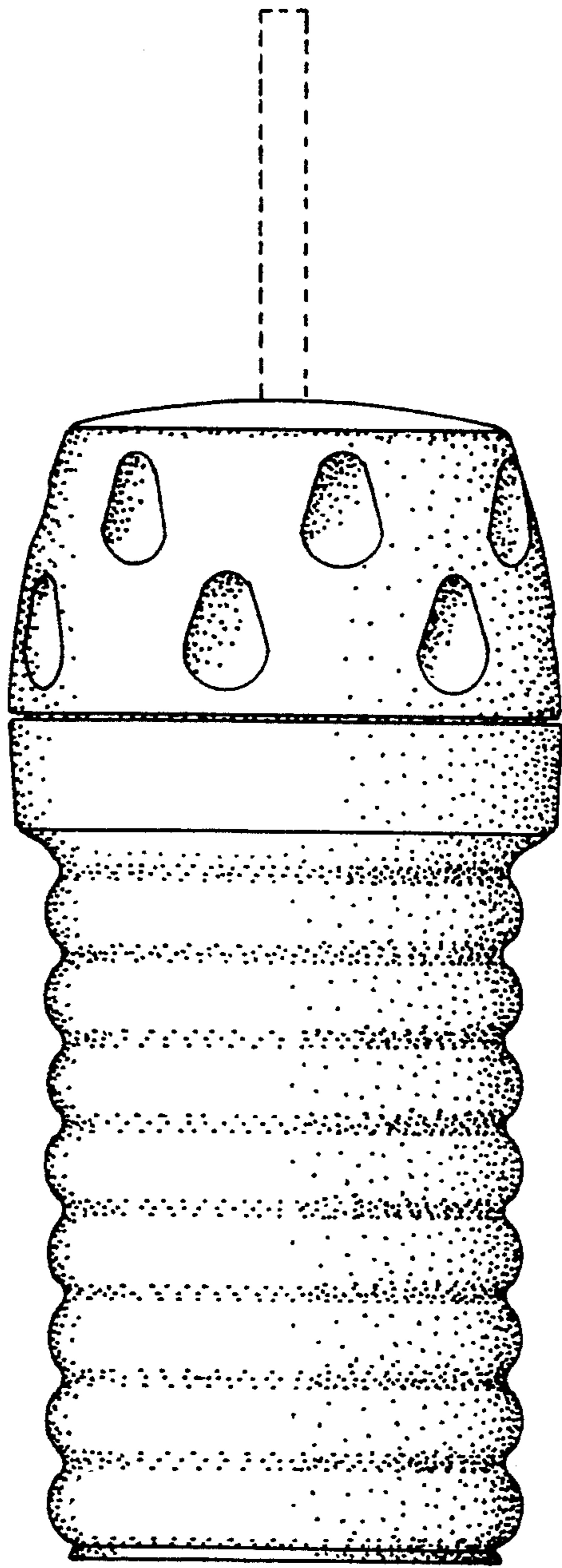


FIG. 1

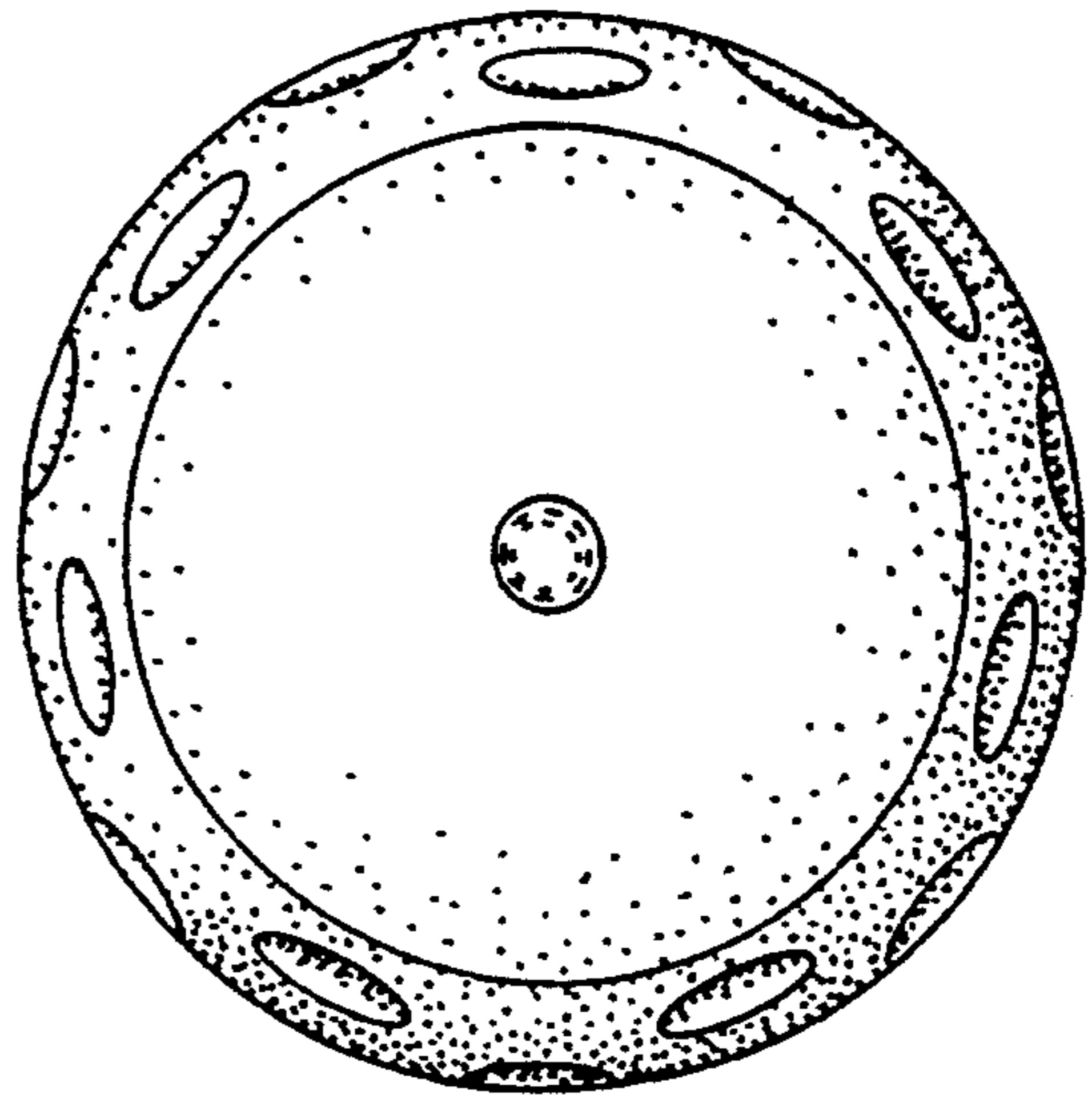


FIG. 2

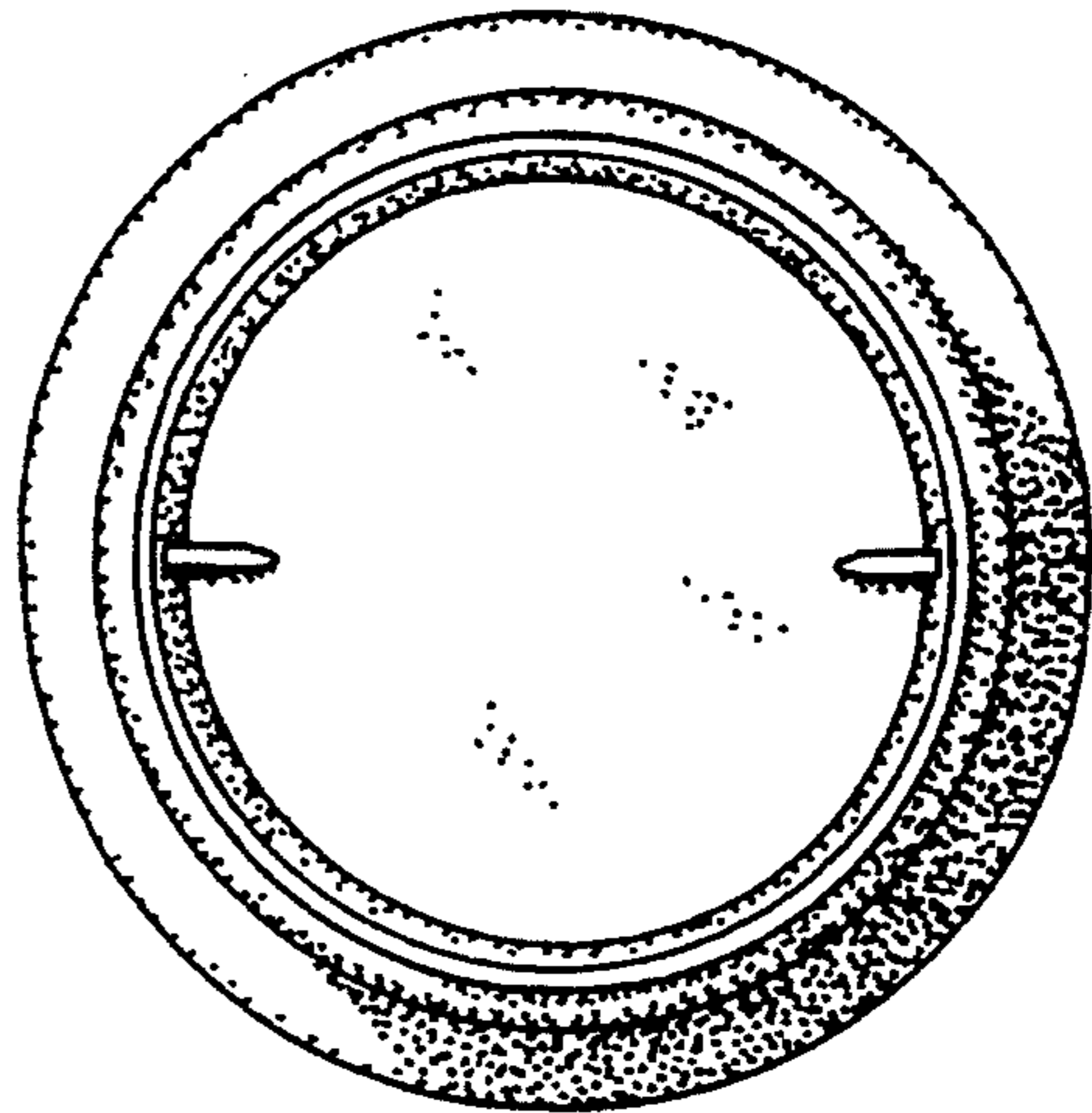


FIG. 3