



US00D353971S

# United States Patent [19]

[11] Patent Number: **Des. 353,971**

Inoue

[45] Date of Patent: **\*\* Jan. 3, 1995**

[54] TORCH

4,919,111 4/1990 Ohsawa .

[75] Inventor: **Isao Inoue, Shizuoka, Japan**

### FOREIGN PATENT DOCUMENTS

[73] Assignee: **Tokai Corporation, Kanagawa, Japan**

59-32844 9/1984 Japan .

4-12360 3/1992 Japan .

[\*\*] Term: **14 Years**

[21] Appl. No.: **4,625**

*Primary Examiner*—Alan P. Douglas  
*Assistant Examiner*—M. N. Pandozzi  
*Attorney, Agent, or Firm*—Brumbaugh, Graves,  
Donohue & Raynond

[22] Filed: **Feb. 9, 1993**

### [30] Foreign Application Priority Data

### [57] CLAIM

Aug. 10, 1992 [JP] Japan ..... 4-23973

The new and ornamental design for a torch, as shown and described.

[52] U.S. Cl. .... **D7/416; D22/118**

[58] Field of Search ..... D7/387, 393, 395, 416,  
D7/417, 213; D22/118; D8 DIG. 5, 14; D26/8;  
30/295; 102/336

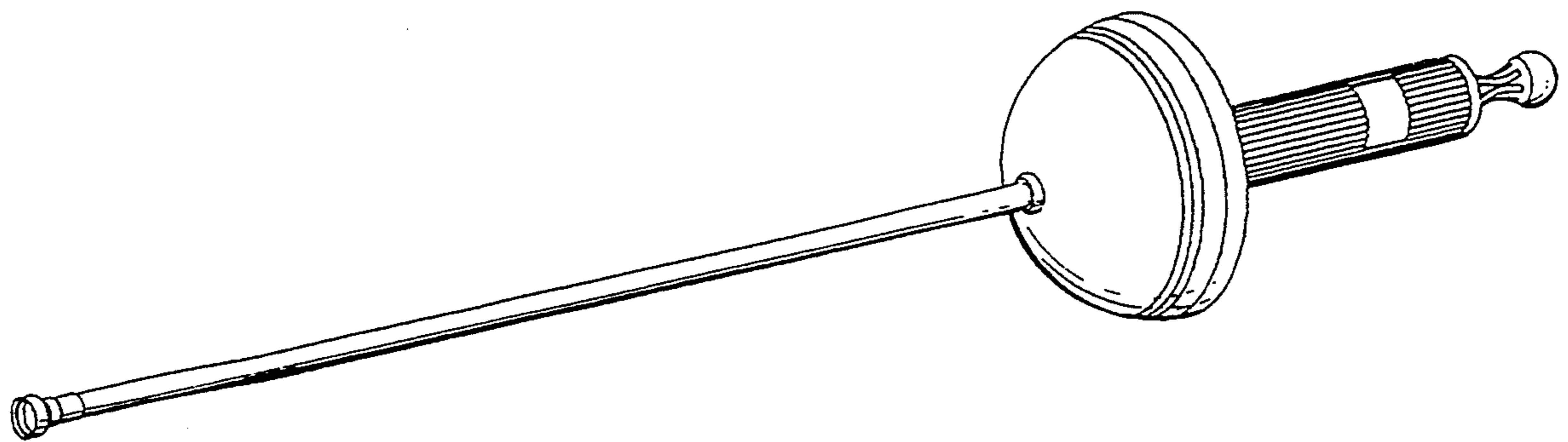
### DESCRIPTION

### [56] References Cited

#### U.S. PATENT DOCUMENTS

- D. 38,951 12/1907 Jarvis ..... D7/395
- D. 241,645 9/1976 Lanzi ..... D7/416
- D. 282,566 2/1986 Cragun ..... D7/416
- D. 298,503 11/1988 McCullough ..... D7/395 X
- D. 319,371 8/1991 Galluch ..... D7/415
- 2,206,697 7/1940 Harter ..... 30/295
- 2,436,507 2/1948 Ellwood ..... D7/387 X
- 3,205,517 9/1965 Hinrichs ..... 30/295

FIG. 1 is a front perspective view showing one side of the torch embodying my new design;  
 FIG. 2 is a perspective view from the rear of the same side of the torch shown in FIG. 1;  
 FIG. 3 is a rear view of the torch;  
 FIG. 4 is a front view of the torch;  
 FIG. 5 is a side view of the torch showing the torch rotated 90° from the orientation shown in FIG. 1;  
 FIG. 6 is a side view of the torch showing the torch in the orientation illustrated in FIG. 1; and,  
 FIG. 7 is a side view showing the torch rotated 180° from the orientation shown in FIG. 1.



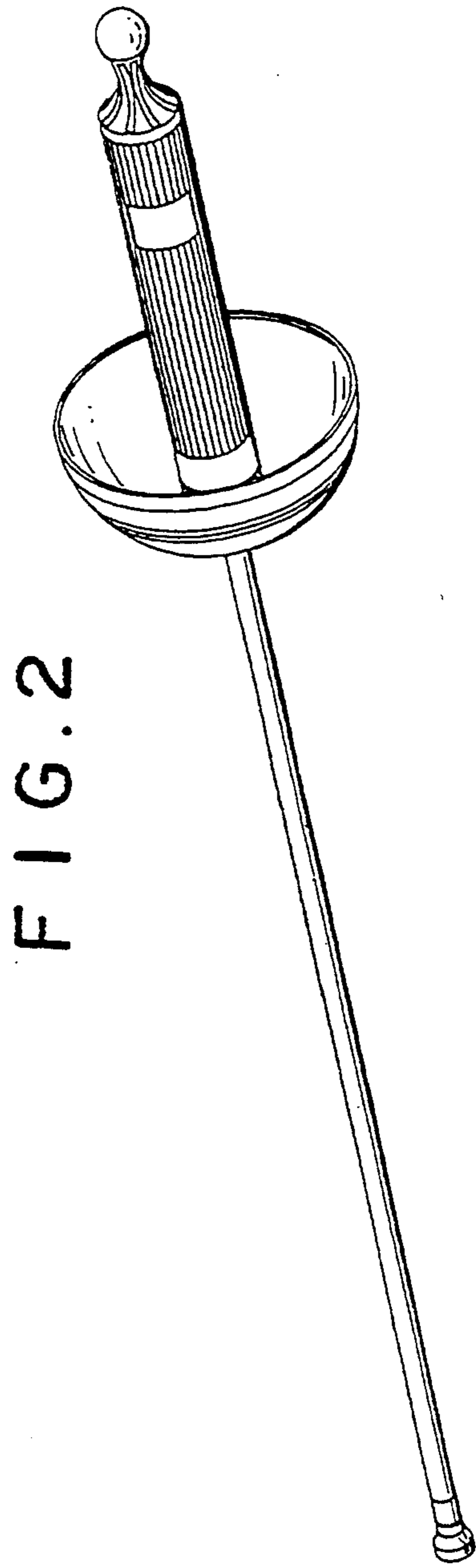
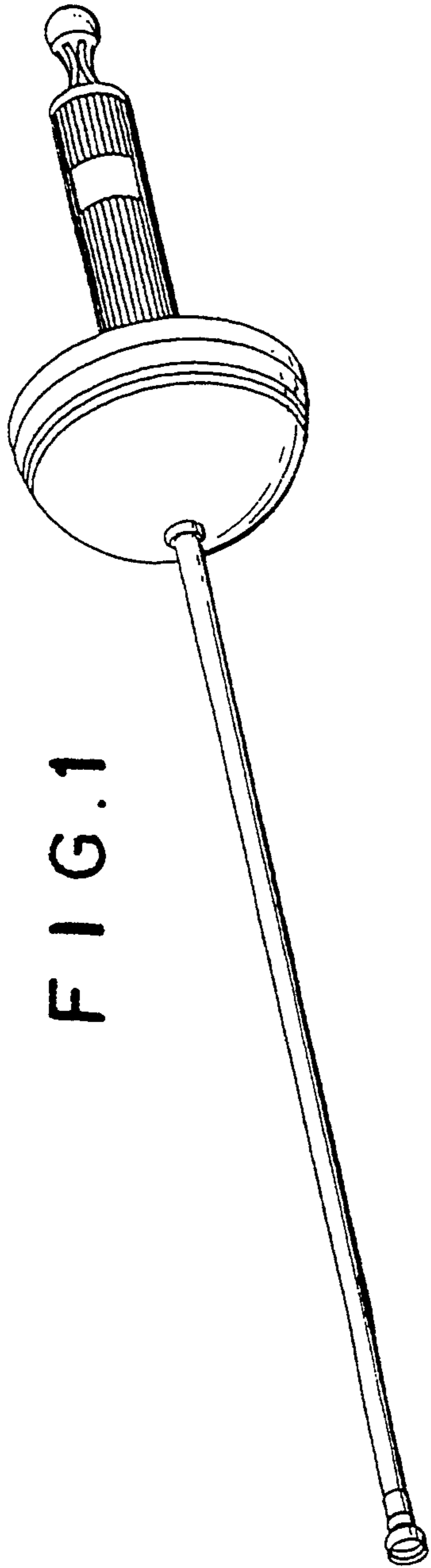


FIG. 3  
FIG. 4




FIG. 5

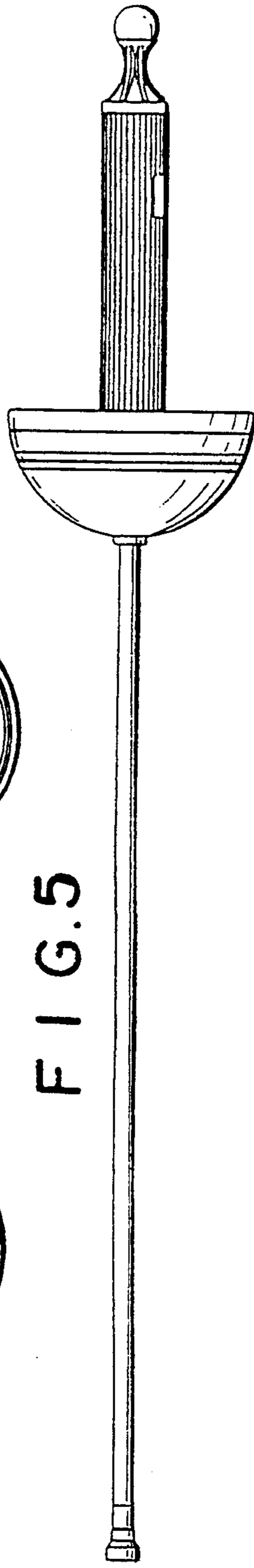


FIG. 6

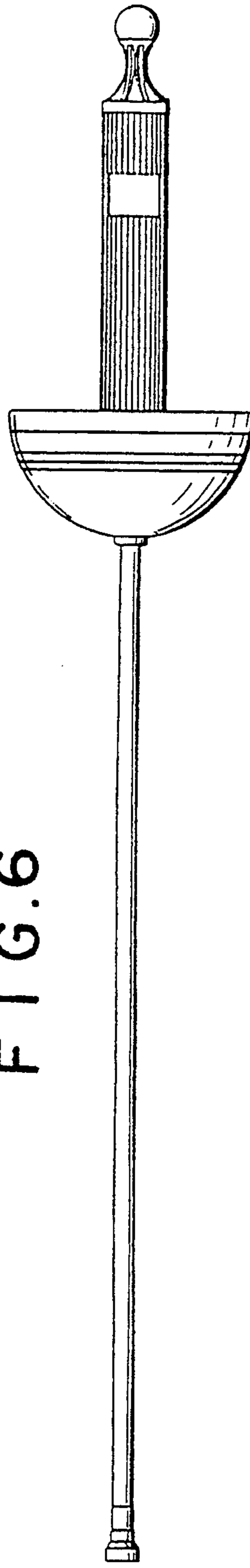


FIG. 7

