



US00D353970S

United States Patent [19]

[11] Patent Number: **Des. 353,970**

Bannigan

[45] Date of Patent: **** Jan. 3, 1995**

- [54] **BURGER COOKER**
- [75] Inventor: **Francis R. Bannigan**, Victoria, Australia
- [73] Assignee: **Gondal Pty. Ltd.**, Australia
- [**] Term: **14 Years**
- [21] Appl. No.: **949,083**
- [22] Filed: **Sep. 22, 1992**
- [52] U.S. Cl. **D7/365**
- [58] Field of Search **D7/331, 332-337, D7/339, 342, 402-403, 362-363, 365; 126/25 R, 25 A, 25 AA, 29-30, 8, 39 B, 39 BA; 99/419, 421 R, 421 HV**

- D. 326,030 5/1992 Silver D7/337
- D. 340,163 10/1993 Howard et al. D7/363
- D. 340,615 10/1993 Guerrier et al. D7/365

FOREIGN PATENT DOCUMENTS

2025207 1/1980 United Kingdom D7/LD7 362

Primary Examiner—Ruth McInroy
Attorney, Agent, or Firm—Larson and Taylor

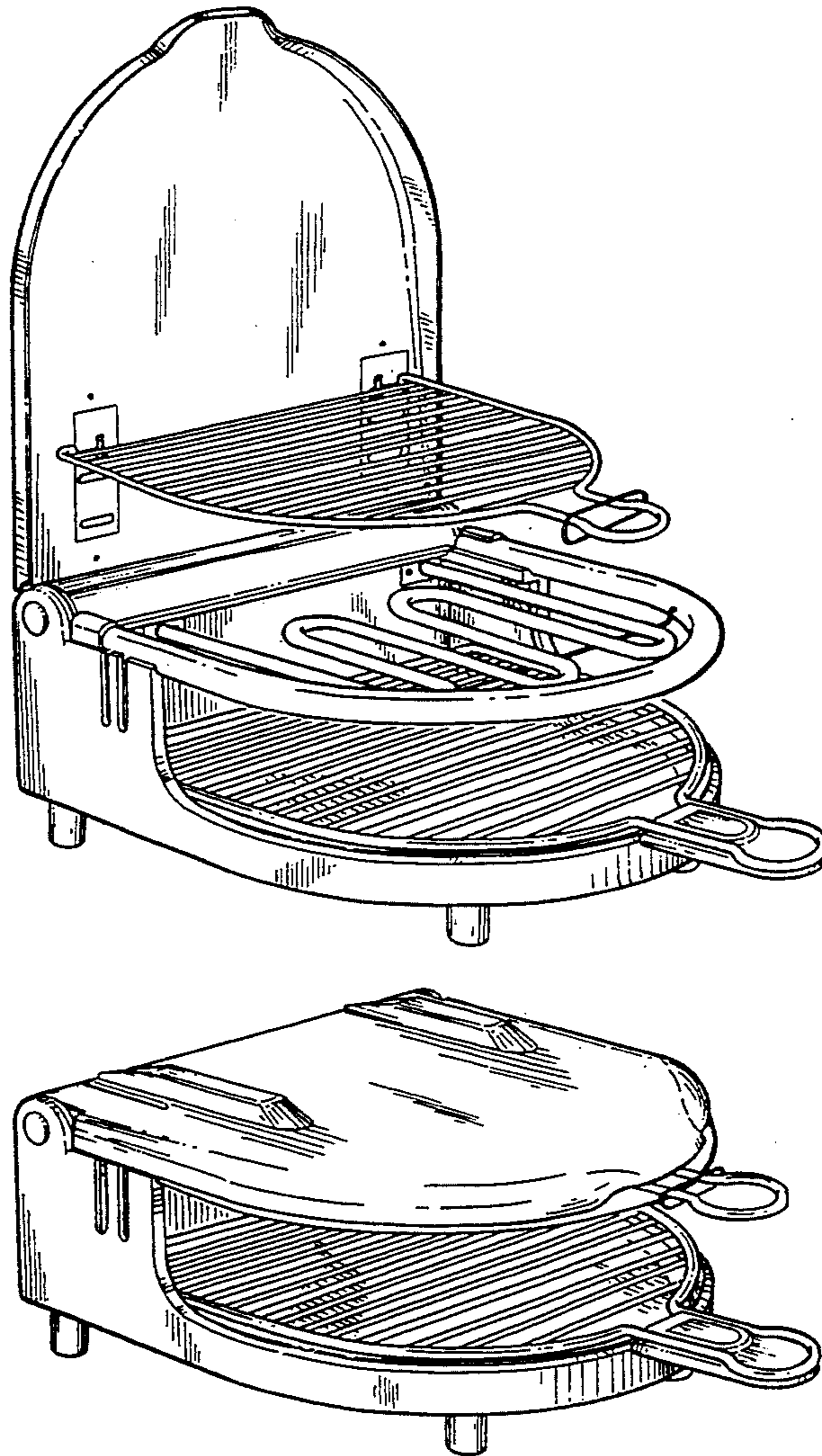
[57] CLAIM

The ornamental design for a burger cooker, as shown and described.

DESCRIPTION

FIG. 1 is a front perspective view of a burger cooker showing my new design;
 FIG. 2 is a rear perspective view thereof;
 FIG. 3 is a front perspective view thereof in a closed position; and,
 FIG. 4 is a rear perspective view thereof in a closed position.
 The electric cord shown broken away in FIGS. 2 and 4 is understood to represent indeterminate length.

- [56] **References Cited**
- U.S. PATENT DOCUMENTS**
- D. 196,285 9/1963 Farber et al. D7/365
- D. 202,367 9/1965 Cox D7/365
- D. 204,779 5/1966 Painter D7/365
- D. 205,148 6/1966 Willman D7/365
- D. 278,505 4/1985 Mackin D7/337



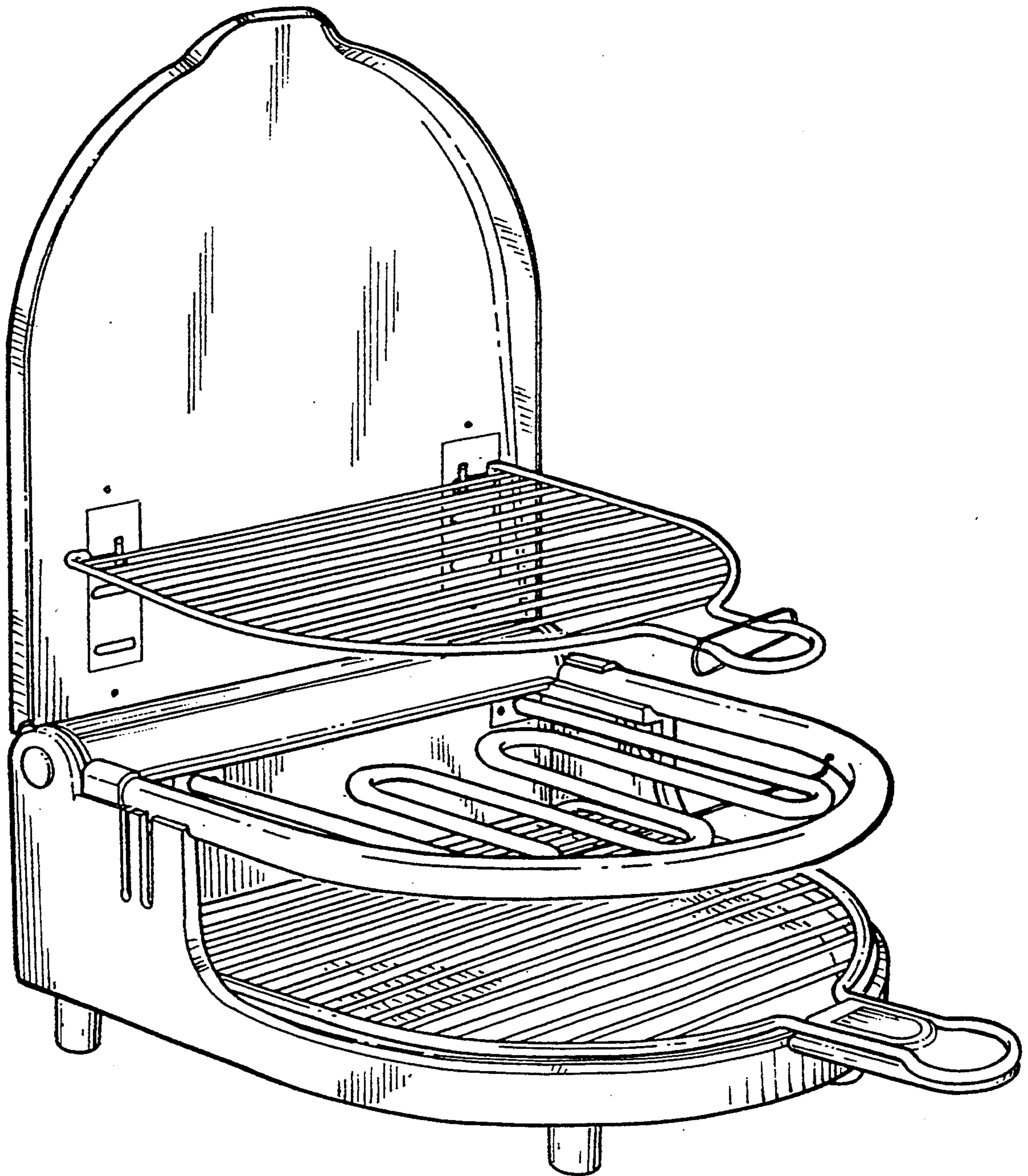


FIGURE 1




FIGURE 2

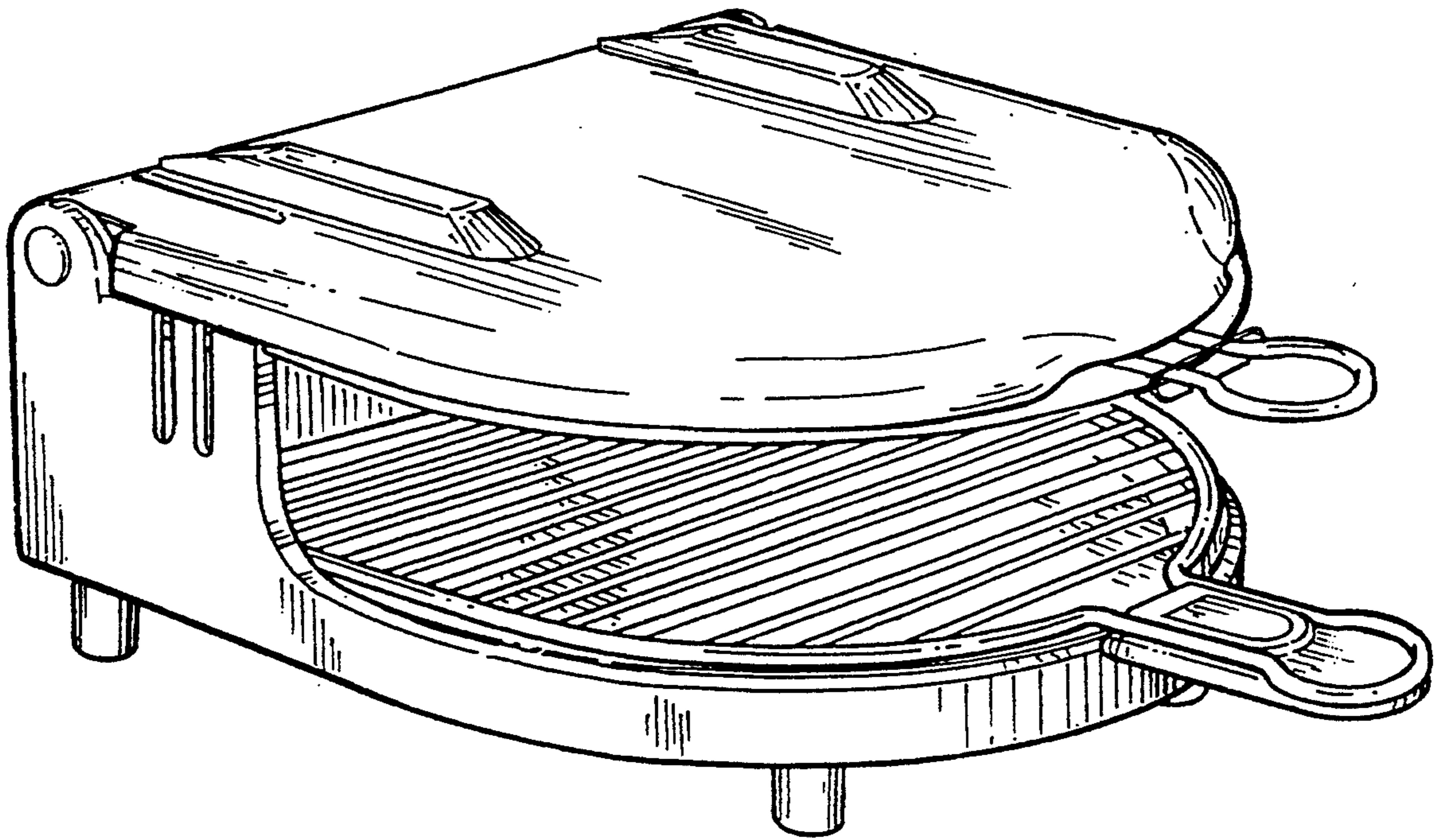


FIGURE 3

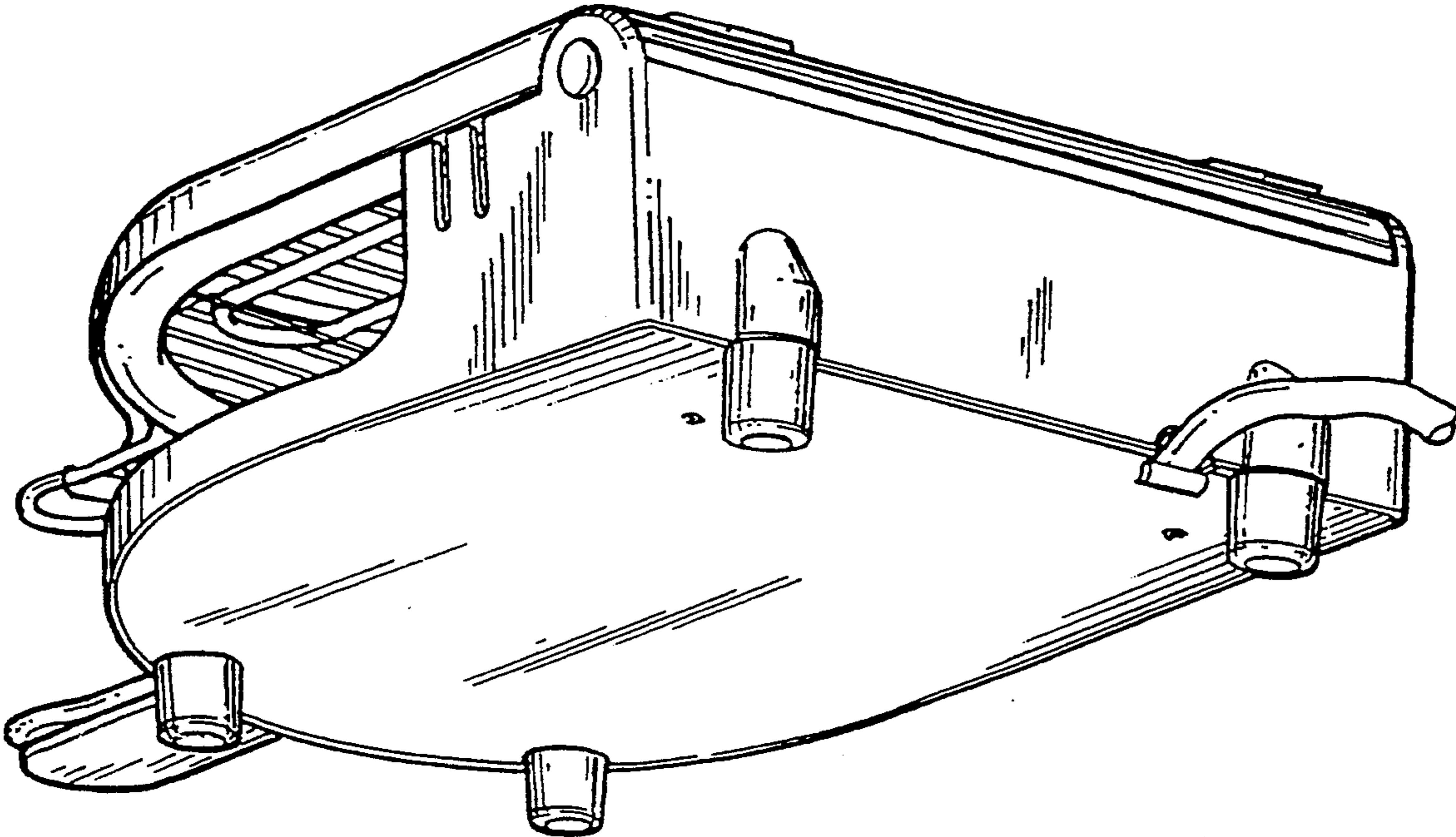


FIGURE 4