



US00D353958S

United States Patent [19]

[11] Patent Number: **Des. 353,958**

Hirsch

[45] Date of Patent: **** Jan. 3, 1995**

[54] **EMPTY DISPLAY RACK FOR BRACELETS OR WATCH STRAPS**

[75] Inventor: **Hermann Hirsch, Klagenfurt, Austria**

[73] Assignee: **Hirsch Holding AG, Pfäffikon, Switzerland**

[**] Term: **14 Years**

[21] Appl. No.: **1,986**

[22] Filed: **Nov. 27, 1992**

[30] **Foreign Application Priority Data**

May 27, 1992 [AT] Austria 1844/92
 [52] U.S. Cl. **D6/468; D6/407**
 [58] Field of Search **D6/407, 410, 411, 412, D6/413, 414, 415, 465, 466, 467, 468, 469, 470**

[56] **References Cited**

U.S. PATENT DOCUMENTS

D. 331,166 11/1992 Ohadi D6/407
 D. 342,395 12/1993 Huang D6/407

OTHER PUBLICATIONS

Home Decorator Collection Catalogue-CD towers-pp. 22 & 23.

Primary Examiner—Alan P. Douglas
Assistant Examiner—S. Snapp
Attorney, Agent, or Firm—Collard & Roe

[57] **CLAIM**

The ornamental design for an empty display rack for bracelets or watch straps, as shown and described.

DESCRIPTION

FIG. 1 is a front side view of an empty display rack for bracelets or watch straps;
 FIG. 2 is a back side view of FIG. 1;
 FIG. 3 is a right side view of FIG. 1;
 FIG. 4 is a left side view of FIG. 1;
 FIG. 5 is a top view of FIG. 1; and,
 FIG. 6 is a bottom view of FIG. 1.




FIG. 1




FIG. 2




FIG. 3




FIG. 4




FIG. 5




FIG. 6

