



US00D353948S

# United States Patent [19]

[11] Patent Number: **Des. 353,948**

Lowman

[45] Date of Patent: **\*\* Jan. 3, 1995**

[54] SOFA

[75] Inventor: **Darrell G. Lowman, Hickory, N.C.**

[73] Assignee: **Lexington Furniture Industries, Inc.,  
Lexington, N.C.**

[\*\*] Term: **14 Years**

[21] Appl. No.: **9,448**

[22] Filed: **Jun. 11, 1993**

[52] U.S. Cl. .... **D6/381**

[58] Field of Search ..... **D6/334, 335, 364, 371,  
D6/381, 500, 501, 502; 297/232**

[56] **References Cited**

**U.S. PATENT DOCUMENTS**

D. 90,917	10/1933	Lane	.....	D6/381
D. 154,842	8/1949	Eck	.....	D6/381
D. 258,328	2/1981	Williams	.....	D6/381 X
D. 290,195	6/1987	Kanowsky	.....	D6/381

**OTHER PUBLICATIONS**

Wagnline, Jan. 1982, Love seat #504/840 at right.  
Wagnline, Jul. 1985, Love seat #598/850 at right.  
Wagnline, Jan. 1989, Sofa #690/800 at right.  
Hecht's, Jul. 1992, Sofa second from top on right and  
Sofa at bottom right.


*Primary Examiner*—Alan P. Douglas  
*Assistant Examiner*—Gary D. Watson  
*Attorney, Agent, or Firm*—Edgar A. Zarins; Malcolm L.  
Sutherland

[57] **CLAIM**

The ornamental design for a sofa, as shown and described.

**DESCRIPTION**

FIG. 1 is a perspective view of a sofa showing my new design;  
FIG. 2 is a front elevational view thereof;  
FIG. 3 is a top plan view thereof; and,  
FIG. 4 is a left side view thereof, the opposite side being  
a mirror image of the side shown.  
The rear view is plain and conforms to the design  
shown in FIGS. 1 through 4.






Fig-1

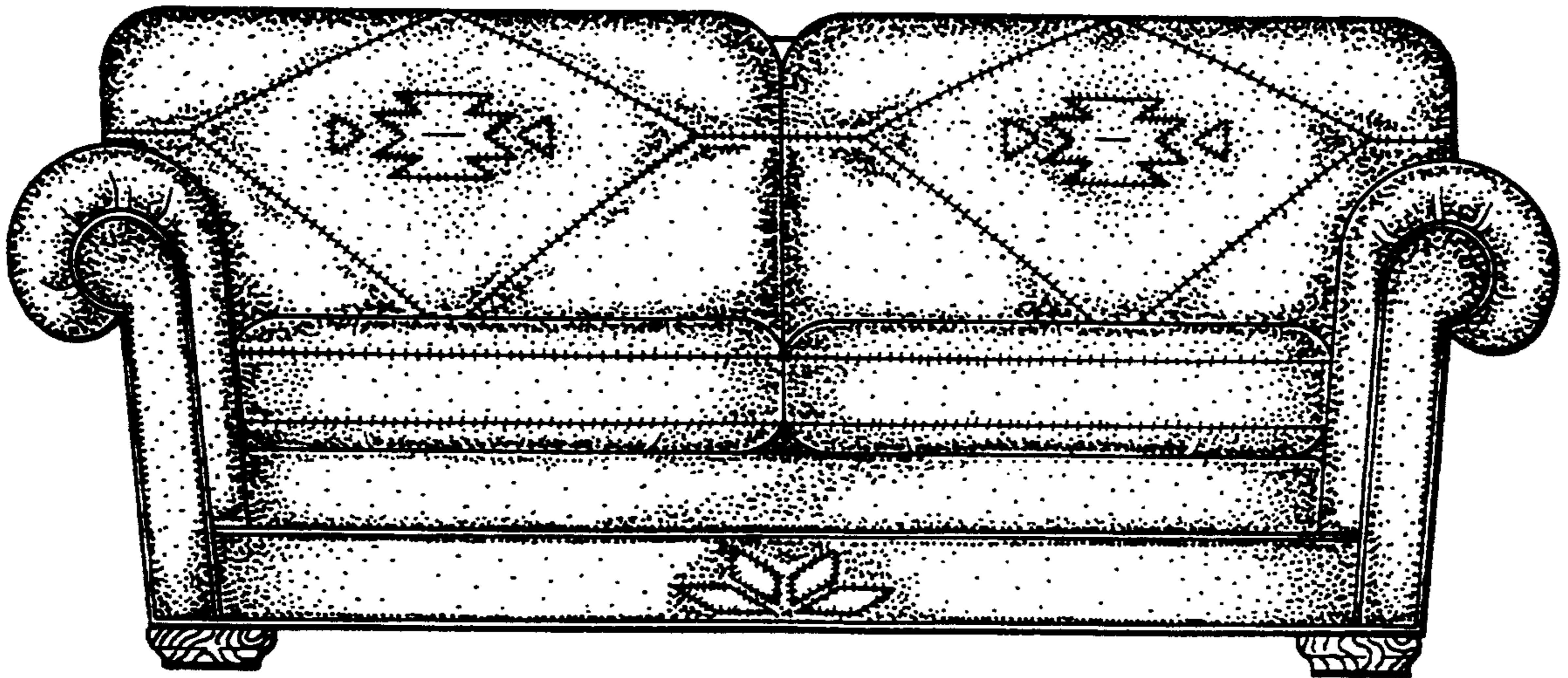


Fig-2

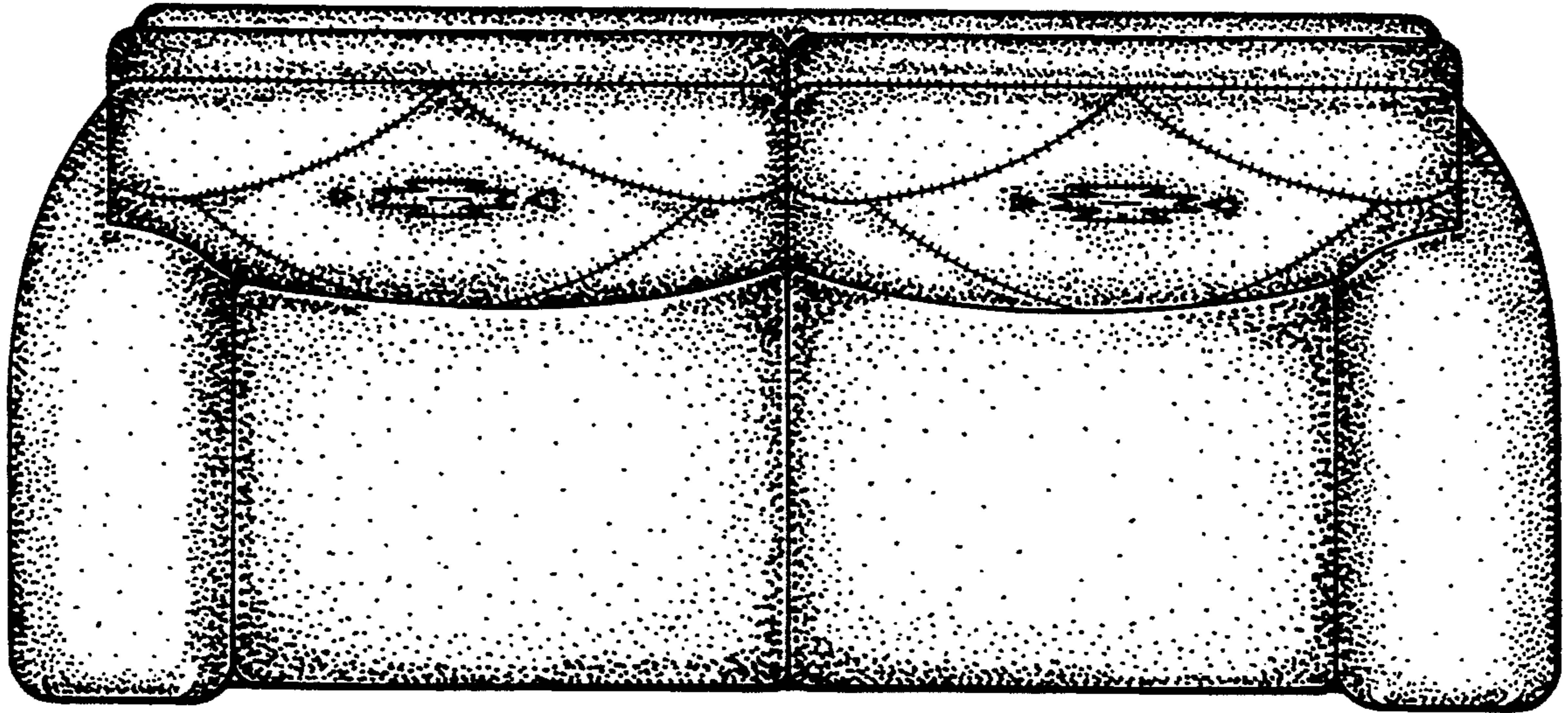


Fig-3

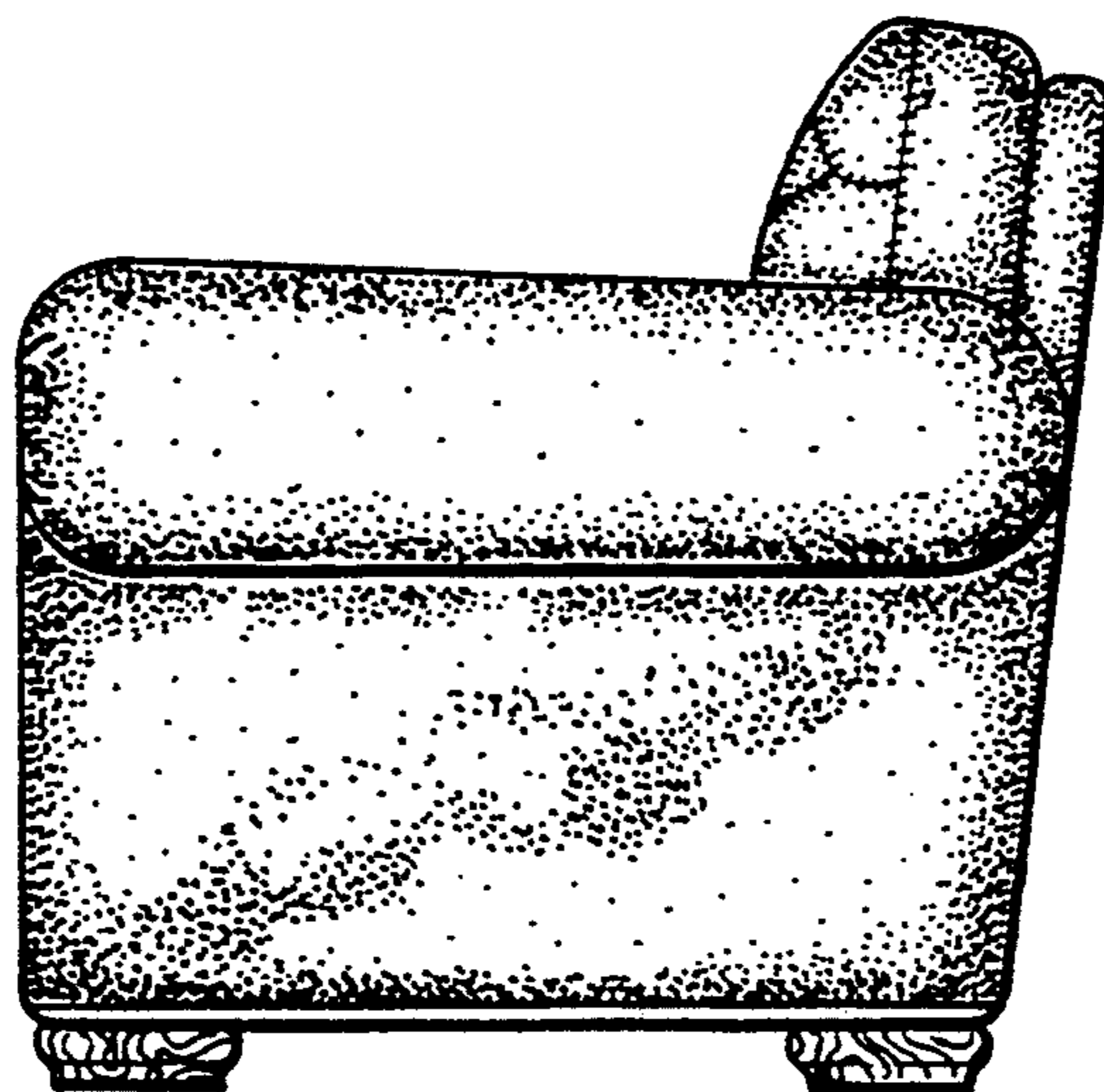


Fig-4