



US00D353941S

# United States Patent [19]

[11] Patent Number: **Des. 353,941**

O'Hearn

[45] Date of Patent: **\*\* Jan. 3, 1995**

[54] **SPONGE BRUSH WITH COUPLING FOR ATTACHMENT TO AN EXTENSION HANDLE**

2,719,999 10/1955 Hardin ..... 15/210.1  
3,134,124 5/1964 Horn ..... 15/244.1  
3,353,203 11/1967 Ginter ..... 15/244.1

[76] Inventor: **William M. O'Hearn**, 4702 Rocks Rd., Street, Md. 21154

*Primary Examiner*—Wallace R. Burke  
*Assistant Examiner*—Lavone D. Tabor  
*Attorney, Agent, or Firm*—Hugh E. Smith

[\*\*] Term: **14 Years**

[57] **CLAIM**

[21] Appl. No.: **5,527**

The ornamental design for a sponge brush with coupling for attachment to an extension handle, as shown and described.

[22] Filed: **Mar. 1, 1993**

[52] U.S. Cl. .... **D4/137; D32/40; D4/132**

**DESCRIPTION**

[58] **Field of Search** ..... **D4/132, 135, 137, 115; D32/40, 50-51; 15/118, 143.1, 159.1, 160, 190, 191.1, 192-193, 209.1, 210.1, 244.1, 244.4**

FIG. 1 is a front elevational view of the sponge brush with coupling for attachment to an extension handle showing my new design;  
FIG. 2 is a rear elevational view thereof;  
FIG. 3 is a left side elevational view thereof;  
FIG. 4 is a right side elevational view thereof;  
FIG. 5 is an enlarged top plan view thereof; and,  
FIG. 6 is a bottom plan view thereof.

[56] **References Cited**

**U.S. PATENT DOCUMENTS**

1,990,619 2/1935 Schumann ..... 15/159.1  
2,225,101 12/1940 Conk et al. .... 15/244.1 X




FIG. 1




FIG. 2




FIG. 3

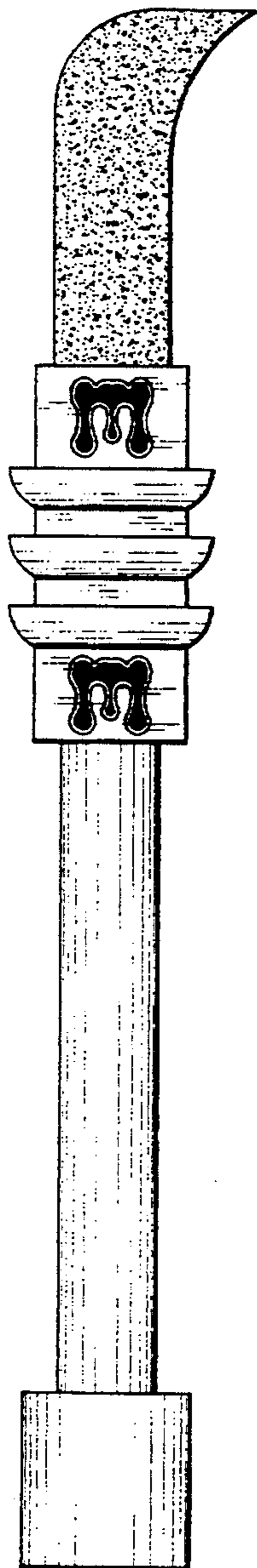


FIG. 4




FIG. 5




FIG. 6

