



US00D353876S

United States Patent [19]

[11] Patent Number: **Des. 353,876**

Delabie et al.

[45] Date of Patent: **** Dec. 27, 1994**

[54] FAUCET

[75] Inventors: **Gerard Delabie**, Saint-Blimont;
Marcel Normand, Arrest, both of
France

[73] Assignee: **Delabie (S.A.)**, France

[**] Term: **14 Years**

[21] Appl. No.: **8,221**

[22] Filed: **May 4, 1993**

[52] U.S. Cl. **D23/238**

[58] Field of Search **D23/238-243;**
4/675-678; 137/801

[56] **References Cited**

U.S. PATENT DOCUMENTS

D. 140,557	3/1945	Stanitz	D23/238
D. 281,097	10/1985	Arnold et al.	D23/238
D. 292,607	11/1987	Wu	D23/238
D. 314,040	1/1991	Hedeek	D23/238
D. 314,041	1/1991	Knapp	D23/238
D. 341,873	11/1993	Allen	D23/238
D. 343,227	1/1994	Dannenberg et al.	D23/238
4,827,538	5/1989	Heimann et al. .	

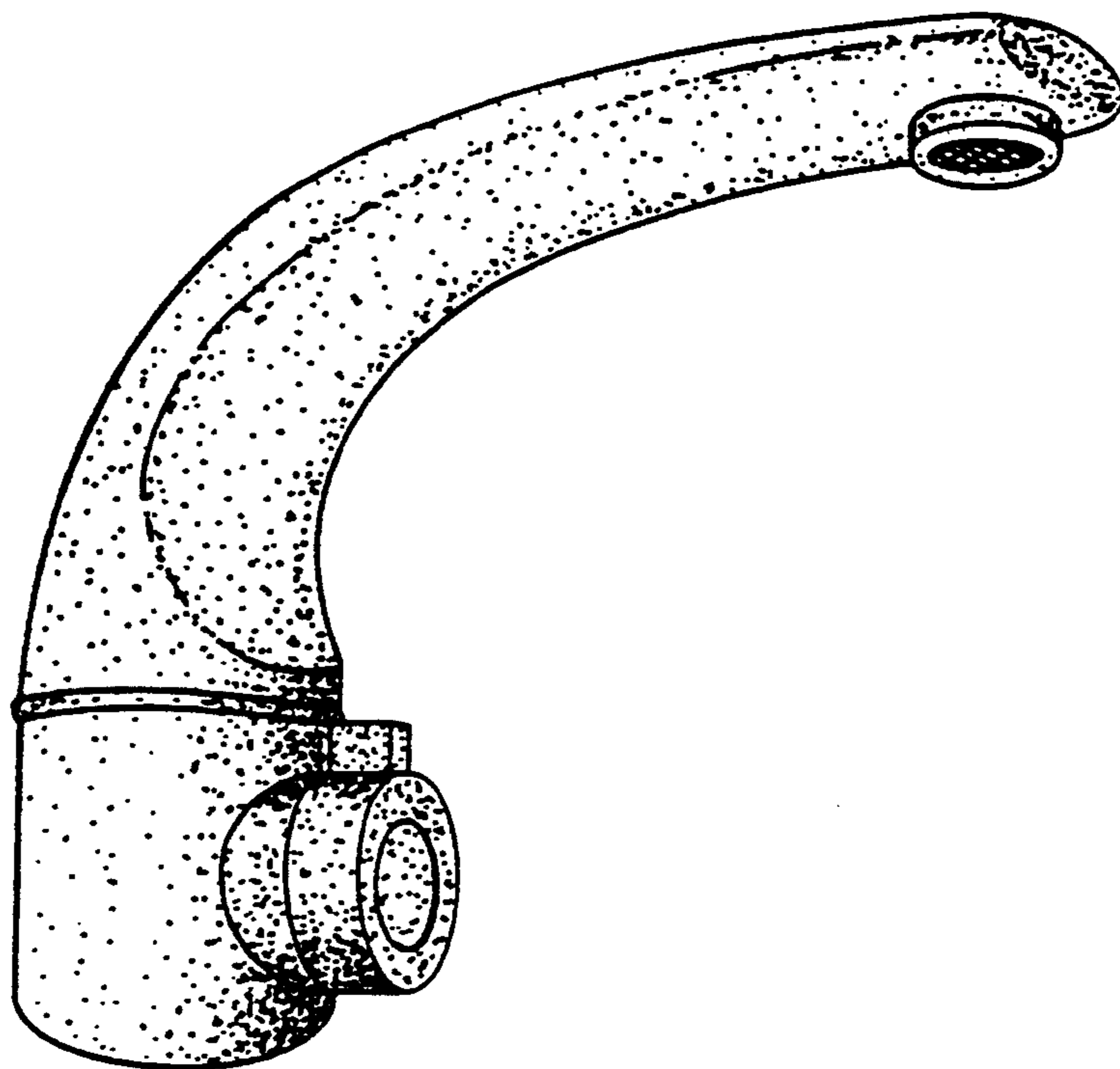
Primary Examiner—James R. Largen
Attorney, Agent, or Firm—Lerner, David, Littenberg,
Krumholz & Mentlik

[57] **CLAIM**

The ornamental design for a faucet, as shown and described.

DESCRIPTION

FIG. 1 is a perspective view taken from the front and left side of a faucet showing our new design;
 FIG. 2 is a front elevational view thereof;
 FIG. 3 is a rear elevational view thereof;
 FIG. 4 is a left side elevational view thereof, the right side being a mirror image of the left side;
 FIG. 5 is a top plan view thereof;
 FIG. 6 is a bottom plan view thereof;
 FIG. 7 is a perspective view taken from the front and left side of a second embodiment thereof;
 FIG. 8 is a front elevational view of FIG. 7;
 FIG. 9 is a rear elevational view of FIG. 7;
 FIG. 10 is a left side elevational view of FIG. 7, the right side being a mirror image of the left side;
 FIG. 11 is a top plan view of FIG. 7; and,
 FIG. 12 is a bottom plan view of FIG. 7.



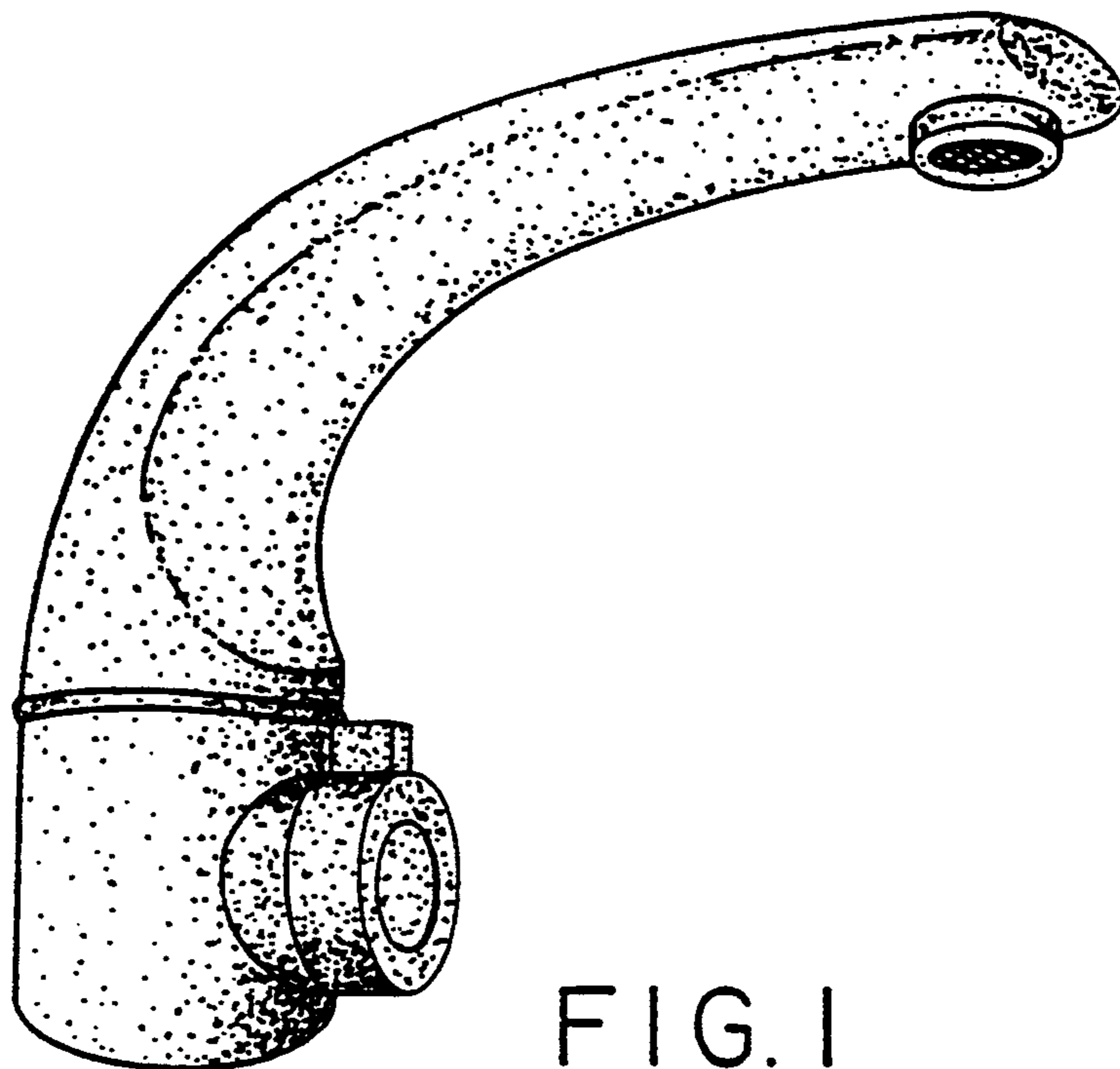


FIG. 1




FIG. 2




FIG. 3

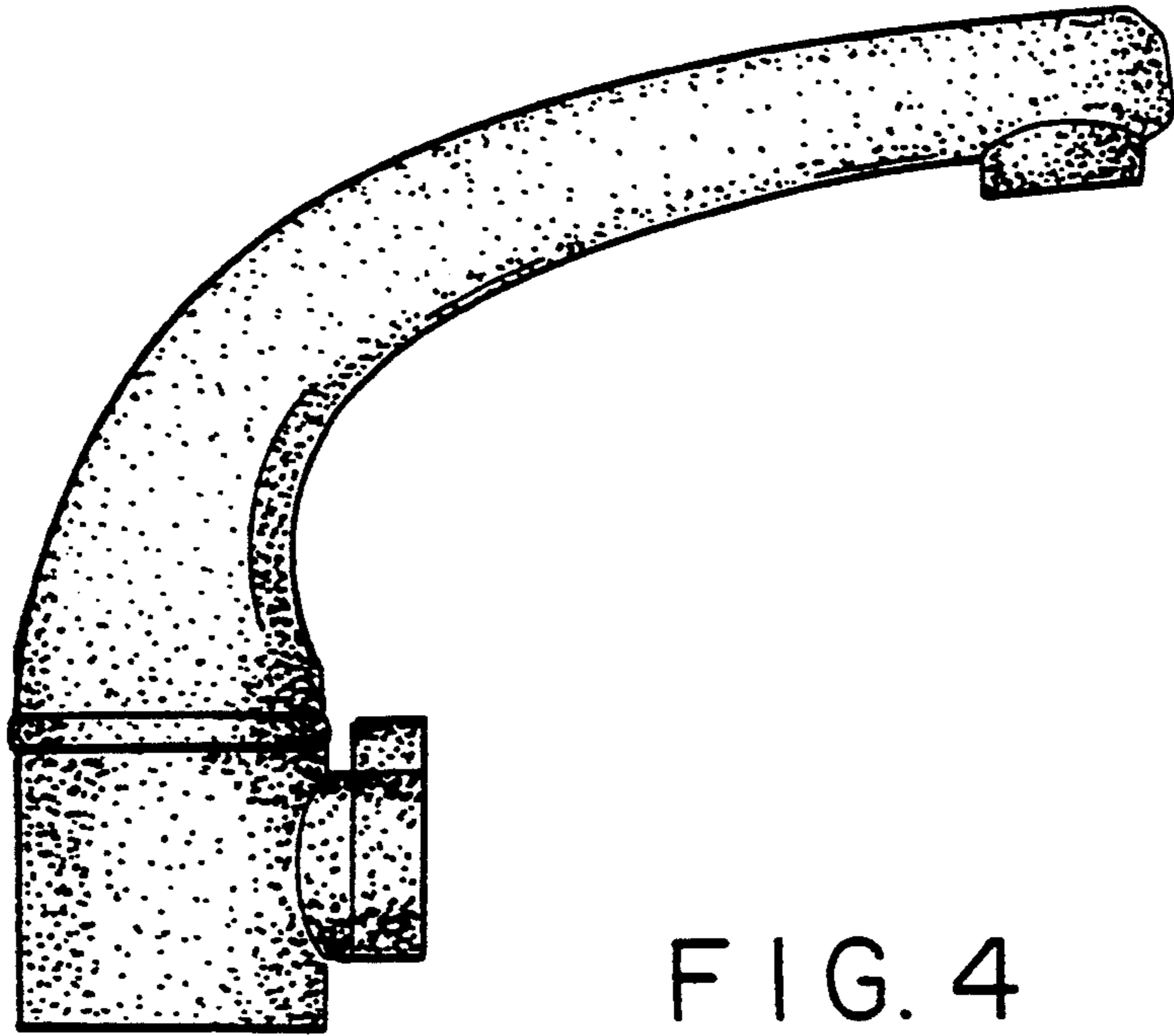


FIG. 4




FIG. 5




FIG. 6

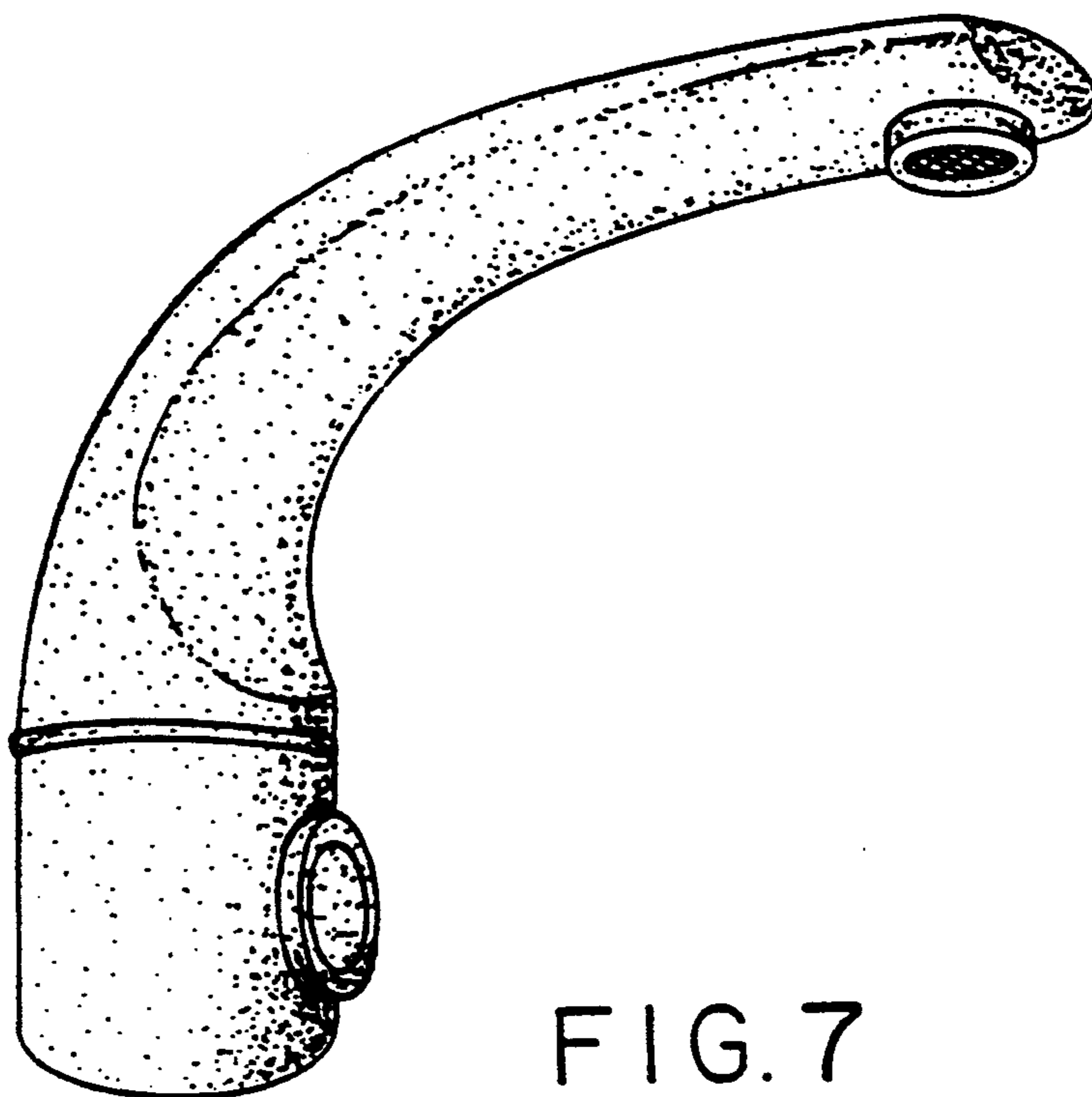


FIG. 7




FIG. 8




FIG. 9

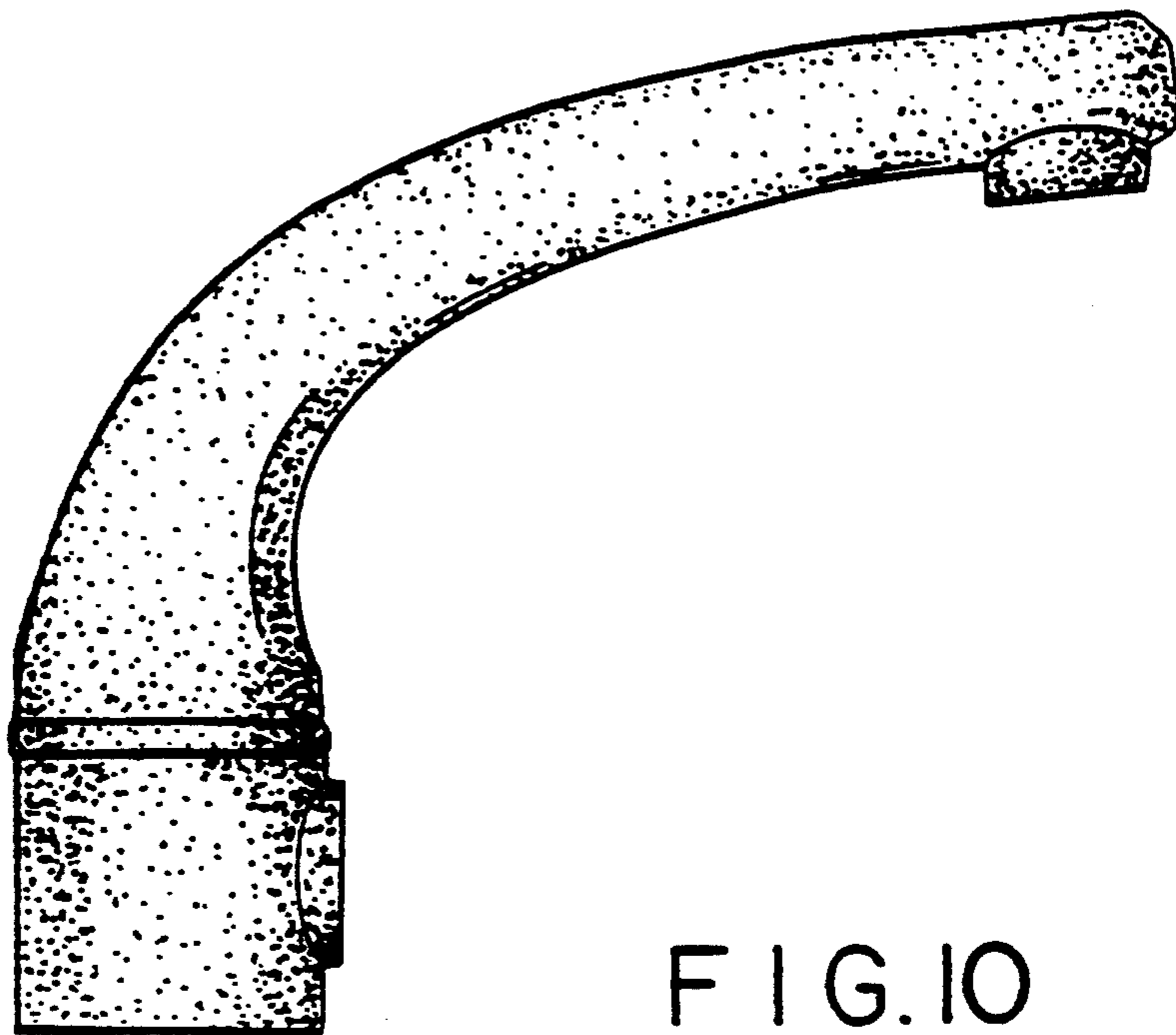


FIG. 10




FIG. 11




FIG. 12