



US00D353865S

United States Patent [19] Smith

[11] Patent Number: **Des. 353,865**

[45] Date of Patent: **** Dec. 27, 1994**

[54] **PORTABLE GOLF PRACTICE CAGE**

[75] Inventor: **Robert L. Smith, Kansas City, Mo.**

[73] Assignee: **Pro-Down, Incorporated, Kansas City, Mo.**

[**] Term: **14 Years**

[21] Appl. No.: **16,453**

[22] Filed: **Dec. 17, 1993**

[52] U.S. Cl. **D21/234**

[58] Field of Search **D21/234; 273/181 A, 273/181 E, 181 F, 181 R, 182 A, 182 R, 411, 127 B, 179 C, 179 R**

[56] **References Cited**

U.S. PATENT DOCUMENTS

- D. 332,126 12/1929 Smith .
- 4,083,561 4/1978 Daffer, Jr. 273/127 B X
- 4,116,446 9/1978 Thompson 273/181 F

FOREIGN PATENT DOCUMENTS

- 2632868 12/1989 France 273/127 B

OTHER PUBLICATIONS

Cleo-Learner's Catalog, Feb. 28, 1976, p. 21, "Lacrosse Goal".
 Golf Cage in the Sport Nets & Equipment Catalog No. 10 1993 by Memphis Net & Twine Co.
 Golf Practice Net with Frame in Damark International's 1993 Catalog.
 Hotshot Golf Practice Net in Golden Eagle Golf's 1993 Catalog.
 Xtra-Large Indoor-Outdoor Cage Net in Golden Eagle Golf's 1993 Catalog.


Primary Examiner—Melvin B. Feifer
Assistant Examiner—Cheri Cohen
Attorney, Agent, or Firm—Hovey, Williams, Timmons & Collins

[57] **CLAIM**

The ornamental design for a portable golf practice cage, as shown and described.

DESCRIPTION

FIG. 1 is a right side perspective view for a portable golf practice cage showing my new design;
 FIG. 2 is a front elevational view thereof;
 FIG. 3 is a rear elevational view thereof;
 FIG. 4 is a top plan view thereof;
 FIG. 5 is a bottom view thereof; and,
 FIG. 6 is a right side elevational view thereof, the left side elevational view being a mirror image.



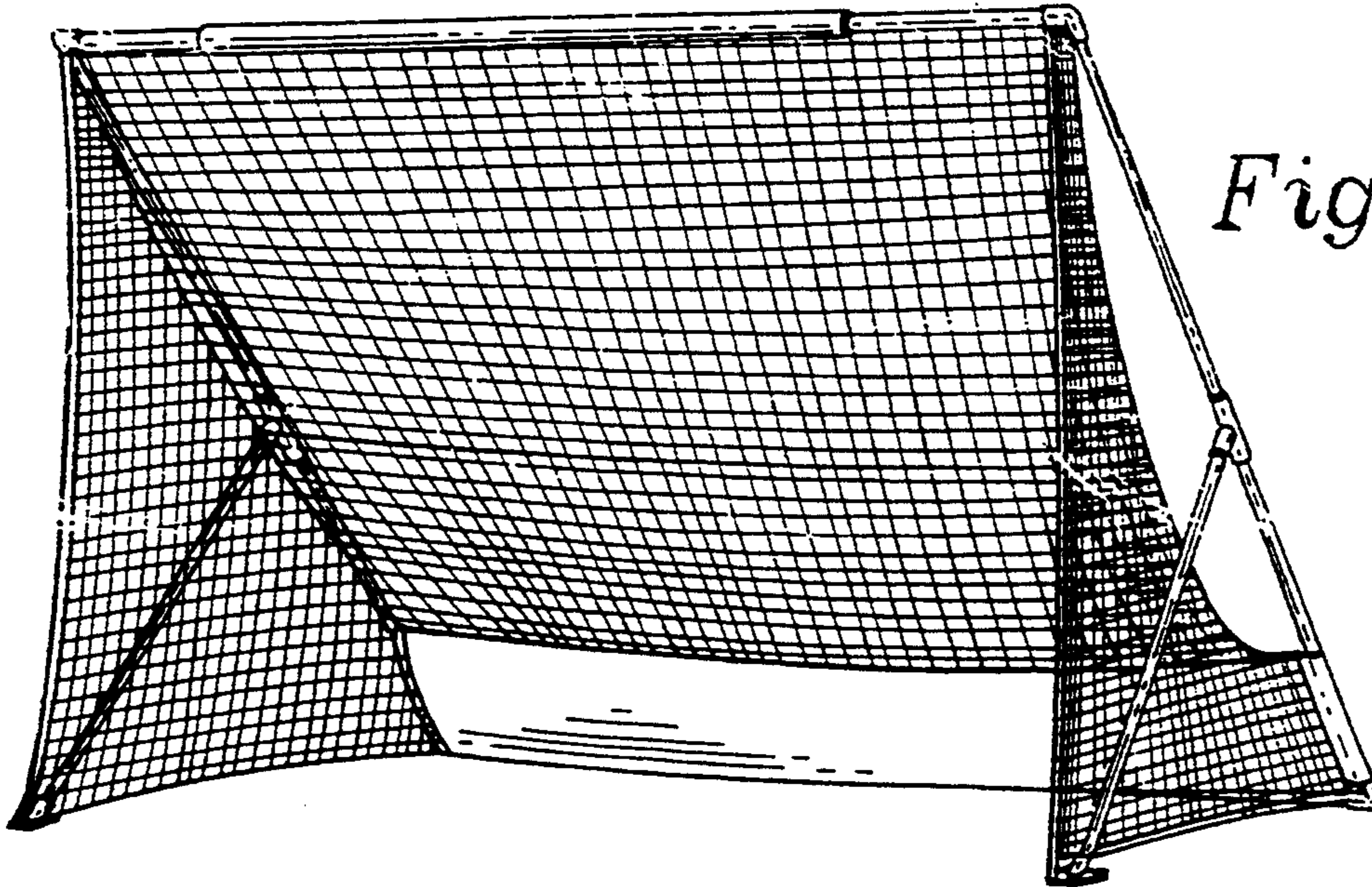


Fig. 1.

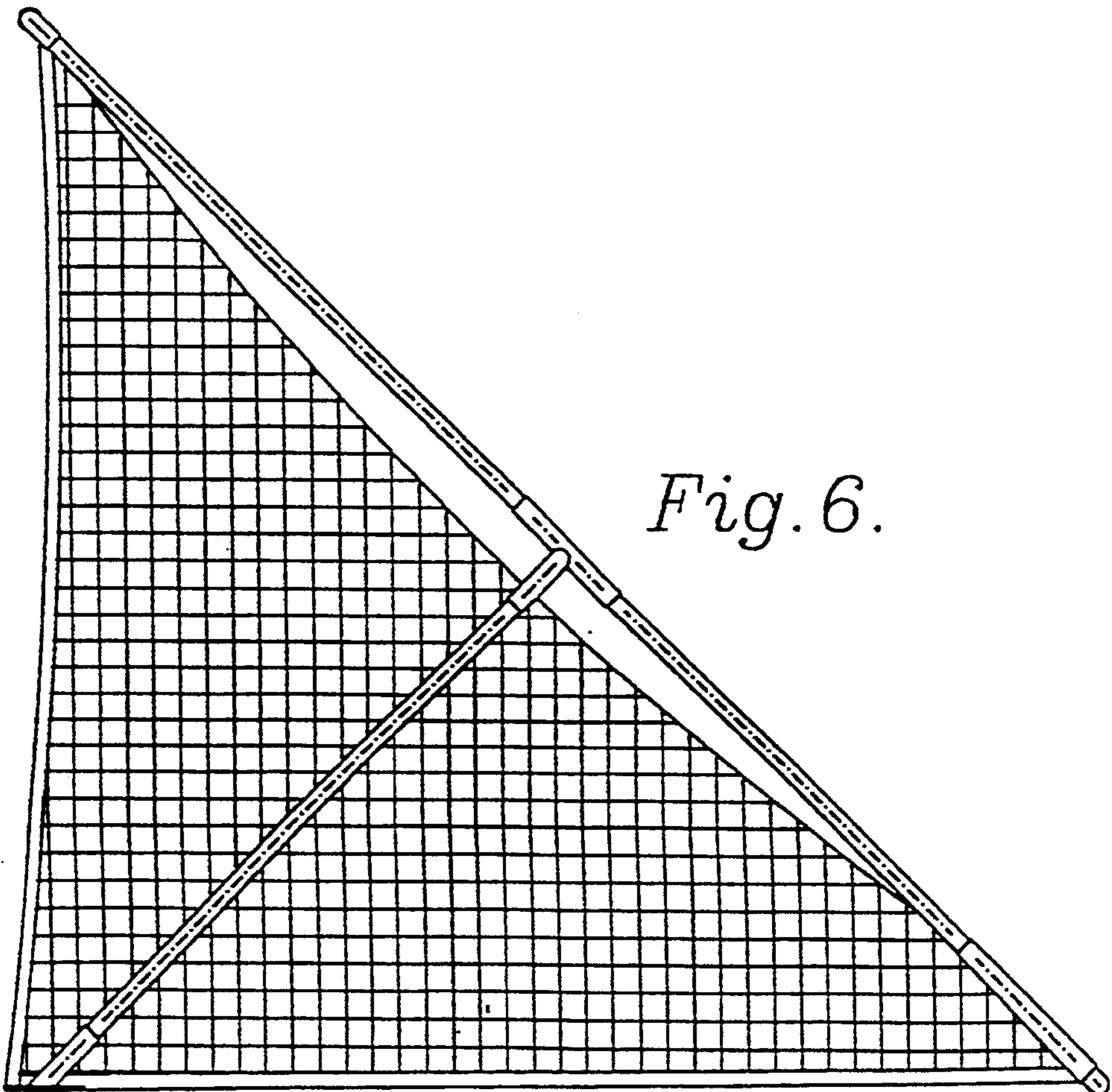


Fig. 6.





Fig. 2.

Fig. 3.






Fig. 5.

Fig. 4.

