



US00D353861S

United States Patent [19]

[11] Patent Number: **Des. 353,861**

McDiarmid, III

[45] Date of Patent: **** Dec. 27, 1994**

[54] **FLOATING GOLF BALL**

4,095,798	6/1978	Marple	273/58 C X
4,664,388	5/1987	Huber	273/58 C X
4,989,877	2/1991	Bias	273/200 R
5,033,750	7/1991	Yamagishi et al.	273/232
5,108,107	4/1992	Shelton et al.	273/200 R

[76] Inventor: **Donald P. McDiarmid, III, c/o Hawaii Calls, Inc. 2290 Alahao Pl., Honolulu, Hi. 96819**

Primary Examiner—Melvin B. Feifer
Assistant Examiner—Cheri Cohen

[**] Term: **14 Years**

[21] Appl. No.: **15,988**

[57] **CLAIM**

[22] Filed: **Dec. 6, 1993**

The ornamental design for a floating golf ball, as shown and described.

[52] U.S. Cl. **D21/205**

[58] Field of Search **D21/205; 273/232, 233, 273/58 C, 200 R, 208, 196, 219, 221**

DESCRIPTION

[56] **References Cited**

U.S. PATENT DOCUMENTS

1,224,410	5/1917	Porte	273/196
4,071,241	1/1978	Garcia	273/58 C X

FIG. 1 is a perspective view of a floating golf ball showing my new design;
FIG. 2 is a front elevational view thereof;
FIG. 3 is a left side elevational view thereof, the right side being a mirror image thereof; and
FIG. 4 is a bottom plan view.

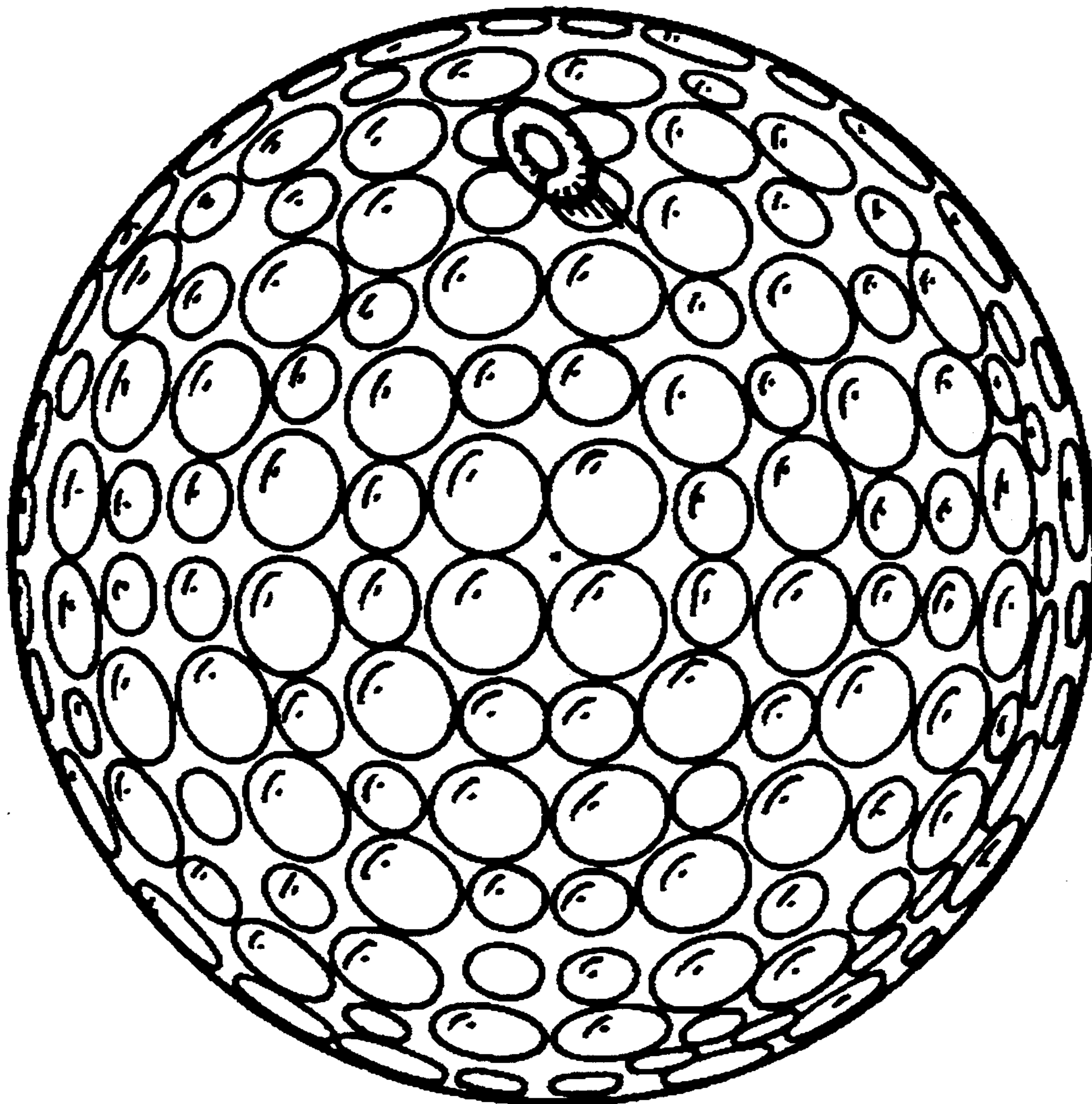


FIG. 1

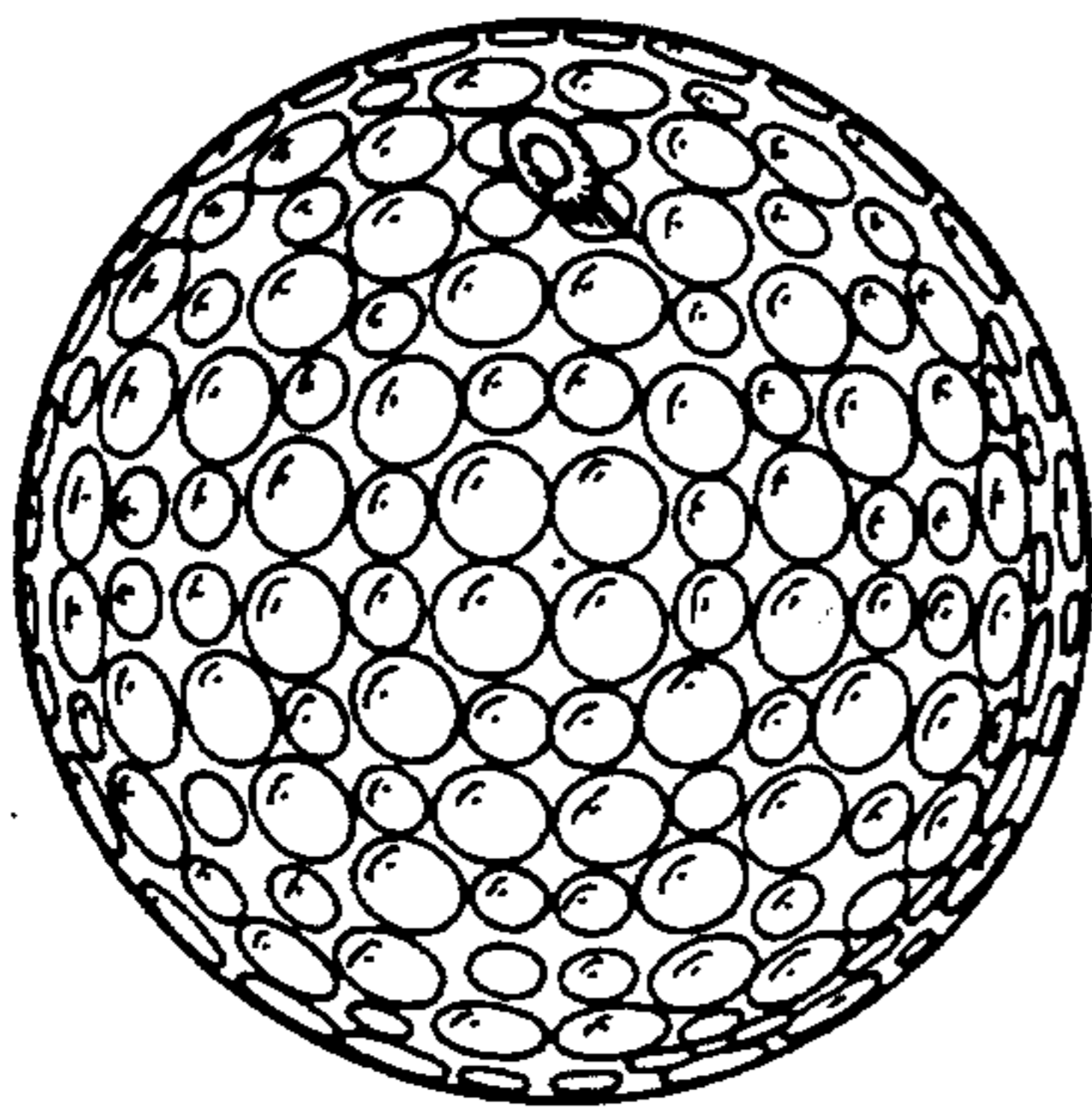


FIG. 2




FIG. 3




FIG. 4

