



US00D353807S

United States Patent [19]

[11] Patent Number: **Des. 353,807**

White

[45] Date of Patent: **** Dec. 27, 1994**

[54] **PORTABLE TELEPHONE**

[75] Inventor: **Adam White**, London, United Kingdom

[73] Assignee: **Nokia Mobile Phones Ltd.**, Salo, Finland

[**] Term: **14 Years**

[21] Appl. No.: **16,096**

[22] Filed: **Dec. 7, 1993**

[30] **Foreign Application Priority Data**

Jun. 10, 1993 [GB] United Kingdom 2031660

[52] U.S. Cl. **D14/138**

[58] Field of Search D14/137, 138, 140, 142, D14/149-151, 147-148, 240, 247, 248; 379/58-61, 440, 428, 420, 419, 433-436

[56] **References Cited**

U.S. PATENT DOCUMENTS

- D. 305,888 2/1990 Bevilacqua et al. D14/147 X
- D. 319,052 8/1991 Major D14/138
- D. 319,232 8/1991 Konno et al. D14/147

- D. 321,183 10/1991 Powell et al. D14/138
- D. 323,325 1/1992 Seki D14/147 X
- D. 334,926 4/1993 Hunt et al. D14/138
- D. 339,338 9/1993 Tattari et al. D14/148 X
- D. 341,138 11/1993 Cummings D14/138
- D. 343,172 1/1994 Watanabe D14/138
- D. 345,734 4/1994 Seymour et al. D14/138
- D. 347,005 5/1994 Suzuki D14/138

Primary Examiner—Alan P. Douglas
Assistant Examiner—Jeffrey Asch
Attorney, Agent, or Firm—Perman & Green

[57] **CLAIM**

The ornamental design for a portable telephone, as shown and described.

DESCRIPTION

FIG. 1 is a front, top and right side perspective view of a portable telephone showing my new design; FIG. 2 is a front elevational view thereof; FIG. 3 is a side elevational view thereof; FIG. 4 is a rear elevational view thereof; FIG. 5 is a plan view thereof; and, FIG. 6 is bottom plan view thereof.




Fig.1

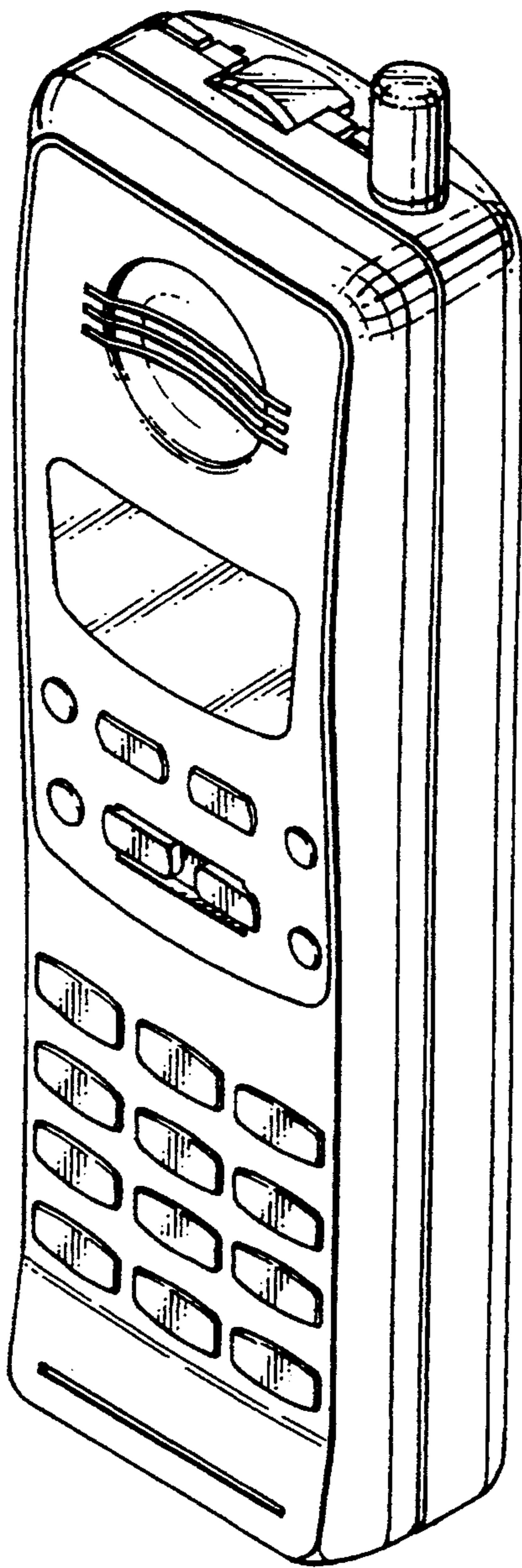


Fig.2

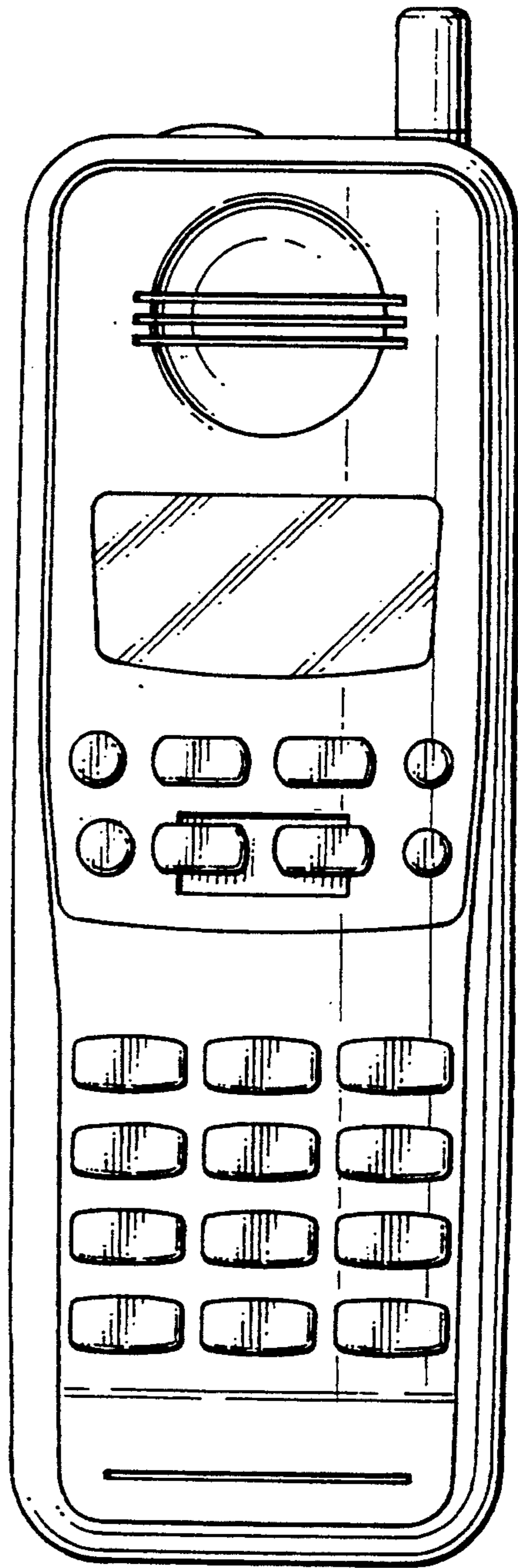


Fig.3

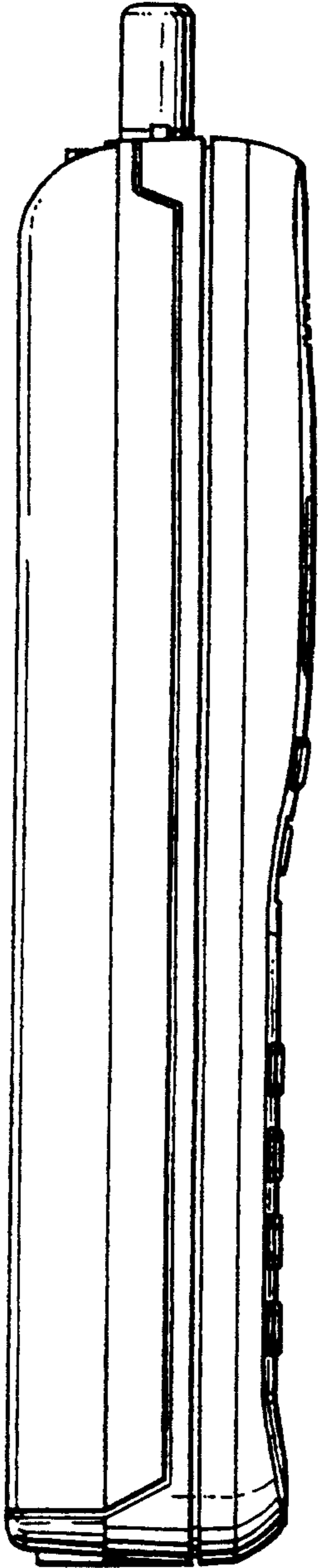


Fig.4.




Fig.5

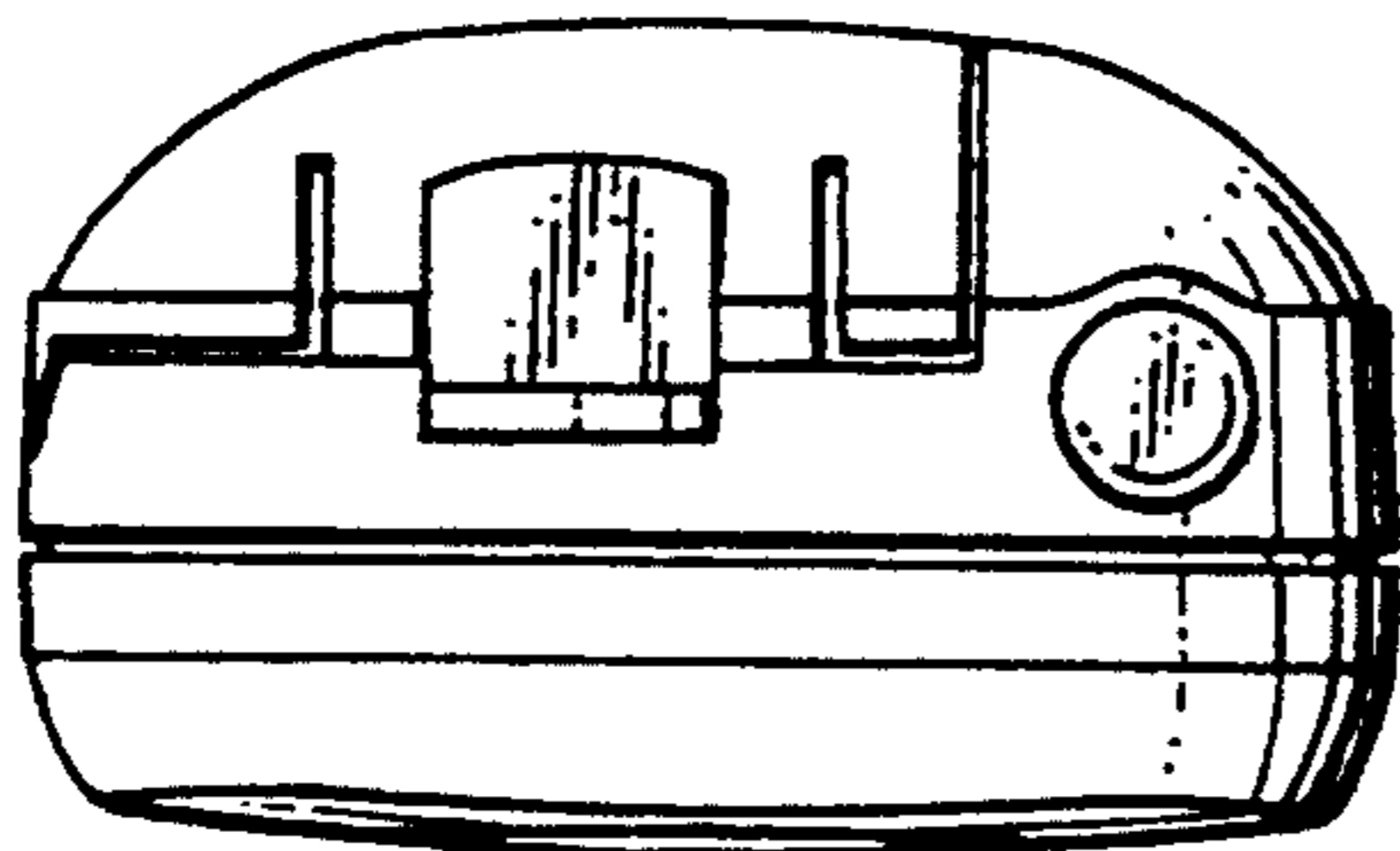


Fig.6.

