



US00D353793S

United States Patent [19]

[11] Patent Number: **Des. 353,793**

Haney et al.

[45] Date of Patent: **** Dec. 27, 1994**

[54] **SPROCKET COVER**

[76] Inventors: **Paul Haney; Kurt Huntsberger**, both of c/o Huffy Corporation, P.O. Box 1204, Dayton, Ohio 45401

[**] Term: **14 Years**

[21] Appl. No.: **17,132**

[22] Filed: **Dec. 29, 1993**

[52] U.S. Cl. **D12/127**

[58] Field of Search 74/594.2, 609, 611; 474/144, 160; D12/127, 123

| | | | | |
|------------|---------|---------------|-------|----------|
| D. 298,613 | 11/1988 | McMurtrey | | D12/127 |
| D. 325,184 | 4/1992 | Piller et al. | | D12/127 |
| D. 326,833 | 7/1992 | Geiser | | D12/127 |
| 3,477,303 | 11/1969 | Brilando | | 74/243 |
| 3,815,439 | 6/1974 | Tarutani | | 74/611 |
| 4,475,894 | 10/1984 | Sugeno | | 474/144 |
| 4,487,424 | 12/1984 | Ellis | | 74/594.2 |
| 5,003,840 | 4/1991 | Hinschlager | | 74/594.2 |

Primary Examiner—James M. Gandy

Assistant Examiner—M. Brown

[57] **CLAIM**

The ornamental design for a sprocket cover, as shown.

DESCRIPTION

FIG. 1 is a perspective view of the sprocket cover showing our new design;

FIG. 2 is a front elevational view thereof;

FIG. 3 is a rear elevational view thereof;

FIG. 4 is an edge view thereof; and,

FIG. 5 is a cross-sectional view taken along line 5—5 in FIG. 2.

[56] **References Cited**

U.S. PATENT DOCUMENTS

| | | | | |
|------------|---------|----------------------|-------|---------|
| D. 210,564 | 3/1968 | Brilando et al. | | D12/123 |
| D. 242,539 | 11/1976 | Manofsky et al. | | D12/11 |
| D. 246,097 | 10/1977 | McGregor, Jr. et al. | | D12/123 |
| D. 253,641 | 12/1979 | Tritchka | | D12/123 |
| D. 266,558 | 10/1982 | Breen et al. | | D12/123 |

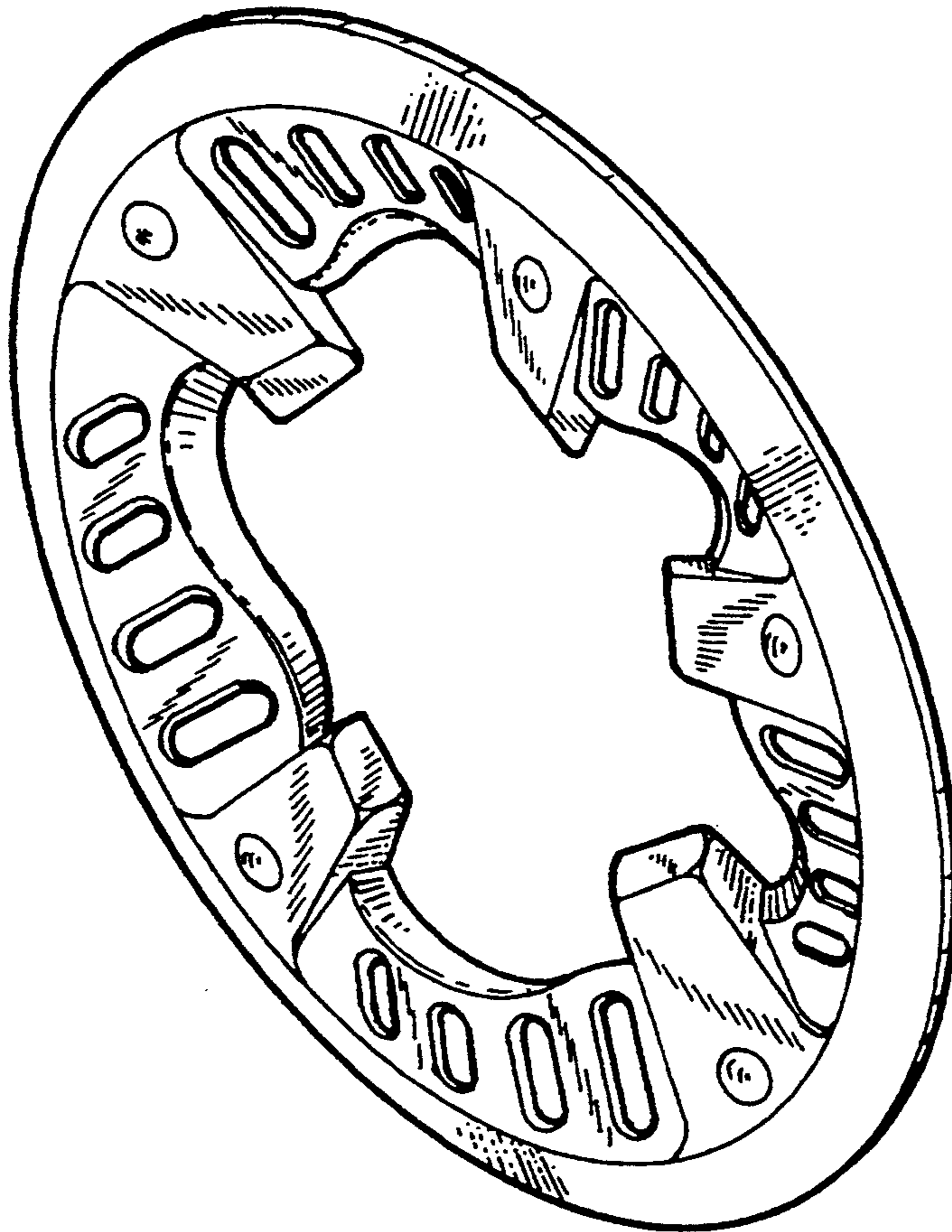


FIG-1




FIG-2

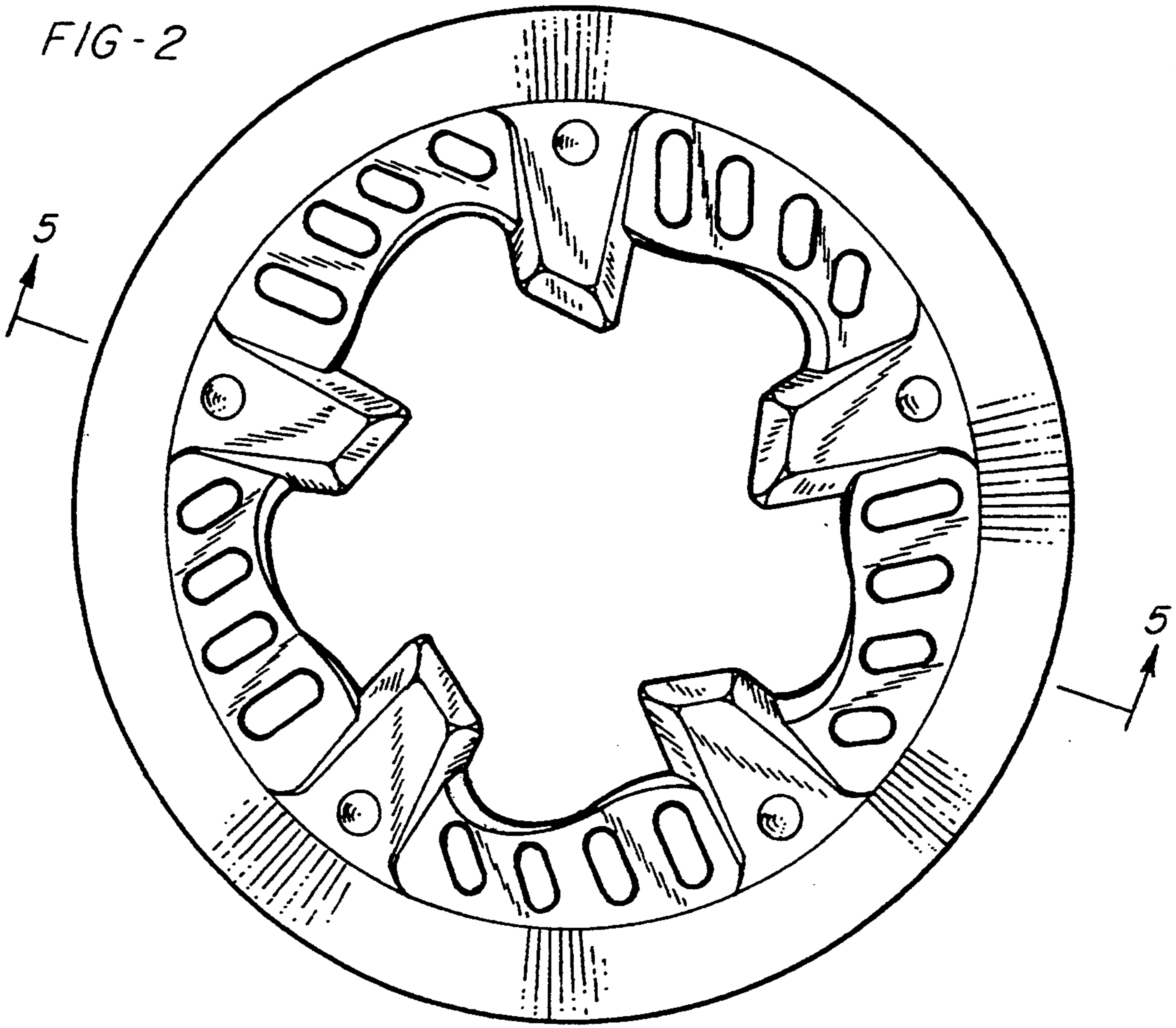


FIG - 3



FIG - 4



FIG - 5

