



US00D353792S

United States Patent [19]
Daikoku

[11] **Patent Number:** **Des. 353,792**
[45] **Date of Patent:** **** Dec. 27, 1994**

[54] **PASSENGER CAR**
[75] **Inventor:** **Yujiro Daikoku**, Hiroshima, Japan
[73] **Assignee:** **Mazda Motor Corporation**,
Hiroshima, Japan
[*] **Notice:** The portion of the term of this patent
subsequent to Aug. 31, 2007 has been
disclaimed.
[**] **Term:** **14 Years**
[21] **Appl. No.:** **6,382**
[22] **Filed:** **Mar. 26, 1993**
[30] **Foreign Application Priority Data**
Sep. 28, 1992 [JP] Japan 4-27969
[52] **U.S. Cl.** **D12/92**
[58] **Field of Search** 296/185; D12/92
[56] **References Cited**
U.S. PATENT DOCUMENTS
D. 338,854 8/1993 Arakawa D12/92

D. 339,553 9/1993 Tanaka D12/92
Primary Examiner—James M. Gandy
Attorney, Agent, or Firm—Keck, Mahin & Cate

[57] **CLAIM**
The ornamental design for a passenger car, as shown.

DESCRIPTION
FIG. 1 is a perspective view of the front and right side
of a passenger car showing my new design;
FIG. 2 is a perspective view of the rear and right side of
the passenger car of FIG. 1;
FIG. 3 is a front end view of the passenger car of FIG.
1;
FIG. 4 is a rear end view of the passenger car of FIG.
1;
FIG. 5 is a right side view of the passenger car of FIG.
1;
FIG. 6 is a left side view of the passenger car of FIG. 1;
and,
FIG. 7 is a top plan view of the passenger car of FIG.
1.




FIG. 1




FIG. 2




FIG. 3




FIG. 4




FIG. 5




FIG. 6




FIG. 7

