



US00D353789S

United States Patent [19]

[11] Patent Number: **Des. 353,789**

Durst

[45] Date of Patent: **** Dec. 27, 1994**

[54] WALL PLAQUE

[76] Inventor: **Roma G. Durst**, P.O. Box 301,
Grantsville, Md. 21536

[**] Term: **14 Years**

[21] Appl. No.: **23,663**

[22] Filed: **May 31, 1994**

Related U.S. Application Data

[63] Continuation of Ser. No. 6,729, Apr. 5, 1993, abandoned.

[52] U.S. Cl. **D11/133; D11/132**

[58] Field of Search **D11/131, 133, 132;
428/542.2, 913.3, 914; D6/603**

[56] References Cited

U.S. PATENT DOCUMENTS

- | | | | |
|------------|---------|-----------------|--------|
| D. 59,018 | 9/1921 | Lentz | D6/603 |
| D. 295,389 | 4/1988 | Maddox et al. . | |
| D. 301,126 | 5/1989 | Schroeder . | |
| D. 312,598 | 12/1990 | Hoffert . | |
| D. 318,440 | 7/1991 | Williams . | |
| D. 322,776 | 12/1991 | DiCarlo, Jr. . | |

OTHER PUBLICATIONS

500 Full Size Patchwork Patterns; Moggie Malone; 1985; p. 76; Sawtooth pattern (bottom, right).
Brochure distributed by American Inventors Corporation approximately during Jun., 1993.

Primary Examiner—Bernard Ansher
Assistant Examiner—Dominic Simone

[57] CLAIM

The ornamental design for a wall plaque, as shown and described.

DESCRIPTION

FIG. 1 is a front elevational view of the wall plaque showing my new design;

FIG. 2 is a rear elevational view thereof;

FIG. 3 is a left side elevational view thereof;

FIG. 4 is a right side elevational view thereof;

FIG. 5 is a top plan view thereof;

FIG. 6 is a bottom plan view thereof; and,

FIG. 7 is a perspective view thereof.

The legible matter shown in broken lines in FIGS. 1 and 7, is for illustrative purposes only and forms no part of the claim.




FIG. 1




FIG. 2




FIG. 3



FIG. 4



FIG. 5



FIG. 6



FIG. 7

