



US00D353779S

United States Patent [19]

[11] Patent Number: **Des. 353,779**

Kaneko

[45] Date of Patent: **** Dec. 27, 1994**

[54] **WRISTWATCH**

2,493,138 1/1950 Hathaway D10/7 X

[75] Inventor: **Ryoichi Kaneko, Tokyo, Japan**

FOREIGN PATENT DOCUMENTS

[73] Assignee: **Seikosha Co., Ltd., Japan**

2240411 7/1991 United Kingdom 368/232

[**] Term: **14 Years**

OTHER PUBLICATIONS

[21] Appl. No.: **1,965**

Hong Kong Enterprise Toys '90—p. 453—top-row of watch bands.

[22] Filed: **Nov. 25, 1992**

Timepieces—Jun. 1989—p. 14—center column of watchbands.

[52] U.S. Cl. **D10/32; D10/33; D11/3**

Hong Kong Enterprise—Oct. 1990—p. 76—Watches at top-left.

[58] Field of Search **D10/1-40, D10/122-132; 368/223, 228, 232, 276-277, 280-282, 285; D11/3, 5**

Wilson Watch Mnfg. Ltd. Cat.—Sep. 25, 1991—p. 13—watches at top-right.

[56] **References Cited**

Primary Examiner—Nelson C. Holtje
Attorney, Agent, or Firm—Bruce L. Adams; Van C. Wilks

U.S. PATENT DOCUMENTS


D. 88,845	12/1932	Lux	D10/7 X
D. 184,355	2/1959	Judson	D10/124
D. 211,538	6/1968	Liem	D11/5
D. 251,831	5/1979	Putnam	D11/5 X
D. 301,983	7/1989	Benoit-Pequignet	D10/32
D. 301,985	7/1989	Benoit-Pequignet	D10/32
D. 309,114	7/1990	Benoit-Pequignet	D10/33
D. 334,000	3/1993	Kaneko	D11/3
D. 334,544	4/1993	Kaneko	D11/3
D. 334,545	4/1993	Kaneko	D11/3
D. 334,899	4/1993	Kaneko	D11/3
D. 335,636	5/1993	Kaneko	D11/3
D. 344,468	2/1994	Kaneko	D11/3

[57] **CLAIM**

The ornamental design for a wristwatch, as shown and described.

DESCRIPTION

FIG. 1 is a front elevational view of a wristwatch showing my new design;
FIG. 2 is a rear elevational view thereof;
FIG. 3 is a top plan view thereof;
FIG. 4 is a bottom plan view thereof;
FIG. 5 is a left side elevational view thereof; and,
FIG. 6 is a right side elevational view.



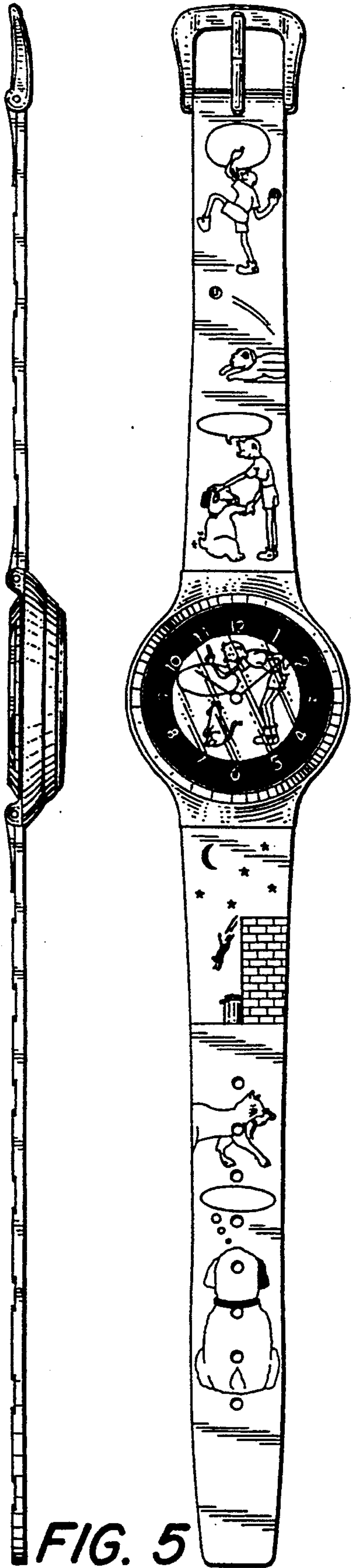


FIG. 5

FIG. 1

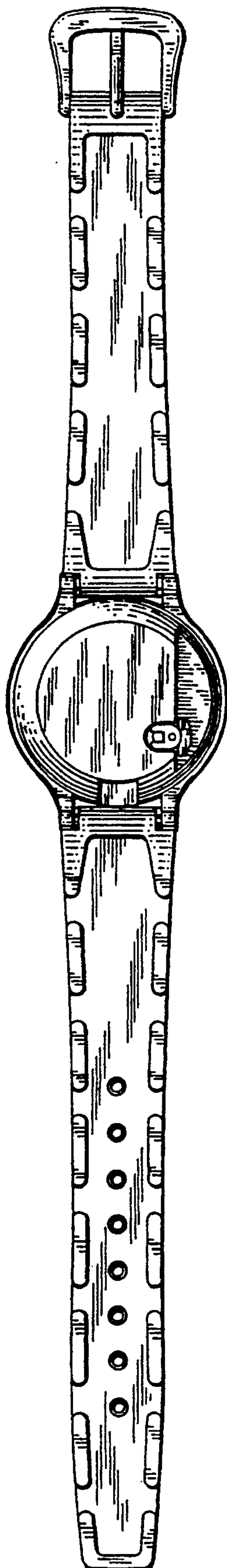


FIG. 2



FIG. 6



FIG. 3




FIG. 4