



US00D353741S

# United States Patent [19]

[11] Patent Number: **Des. 353,741**

Coquereau et al.

[45] Date of Patent: **\*\* Dec. 27, 1994**

[54] **DINNER PLATE CONTAINING AN IN-BUILT WELL**

[76] Inventors: **Raoul J. Coquereau; Libi Coquereau,** both of 615 S. Manhattan Pl., #704, Los Angeles, Calif. 90005

[\*\*] Term: **14 Years**

[21] Appl. No.: **1,715**

[22] Filed: **Nov. 19, 1992**

[52] U.S. Cl. .... **D7/555; D7/553**

[58] **Field of Search** ..... D7/550, 542, 553, 584, D7/555, 560, 544, 538, 539, 540, 541, 543, 545, 546, 547, 549, 551, 552, 554, 556, 557, 559, 568, 560, 562, 564, 565, 566, 570, 533, 360; 220/737, 23.83, 556, 574, 575

[56] **References Cited**

**U.S. PATENT DOCUMENTS**

D. 22,171	1/1893	Steffin .....	D7/556
D. 39,958	5/1909	Garrison .....	D7/584
D. 71,116	9/1926	Paye .....	D7/559
D. 87,824	9/1932	Barnes .....	D7/556
D. 120,244	4/1940	Nicholson .....	D7/570 X
D. 174,737	5/1955	Saucer .....	D7/570
D. 197,618	3/1964	Milbourne .....	D7/533
D. 214,677	7/1969	Weeber .....	D7/584
D. 248,077	6/1978	Daenen .....	D7/384

D. 296,966	8/1988	Finsilver et al. ....	D7/546
D. 304,658	11/1989	Mattei .....	D7/552 X
1,614,338	1/1927	Awoki .....	D7/557 X
3,838,512	6/1962	Staton .....	D7/570 X
4,446,178	5/1984	Daugherty .....	D7/568 X
4,917,262	4/1990	Mita .....	D7/360 X

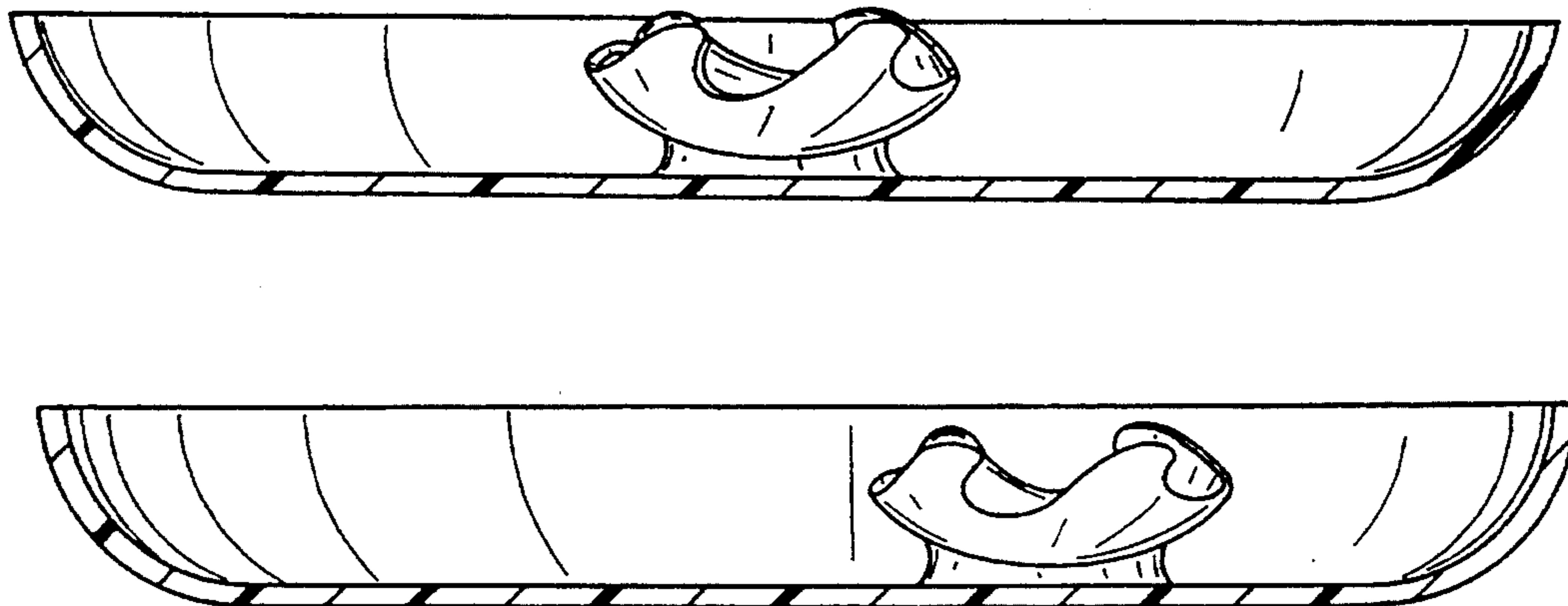
*Primary Examiner*—Alan P. Douglas  
*Assistant Examiner*—M. N. Pandozzi

[57] **CLAIM**

The ornamental design for a dinner plate containing an in-built well, as shown and described.

**DESCRIPTION**

FIG. 1 is a top plan view of a dinner plate containing an in-built well showing our new design;  
 FIG. 2 is a sectional view taken along line 2—2 of FIG. 1;  
 FIG. 3 is an enlarged fragmented perspective view of the in-built well portion of FIG. 1;  
 FIG. 4 is a top plan view of a dinner plate containing an in-built well showing a second embodiment of our new design;  
 FIG. 5 is a sectional view taken along line 5—5 of FIG. 4; and,  
 FIG. 6 is an enlarged fragmented perspective view of the in-built well portion of FIG. 4.  
 The bottom plan views and side elevational views of both embodiments are plain and unornamented.



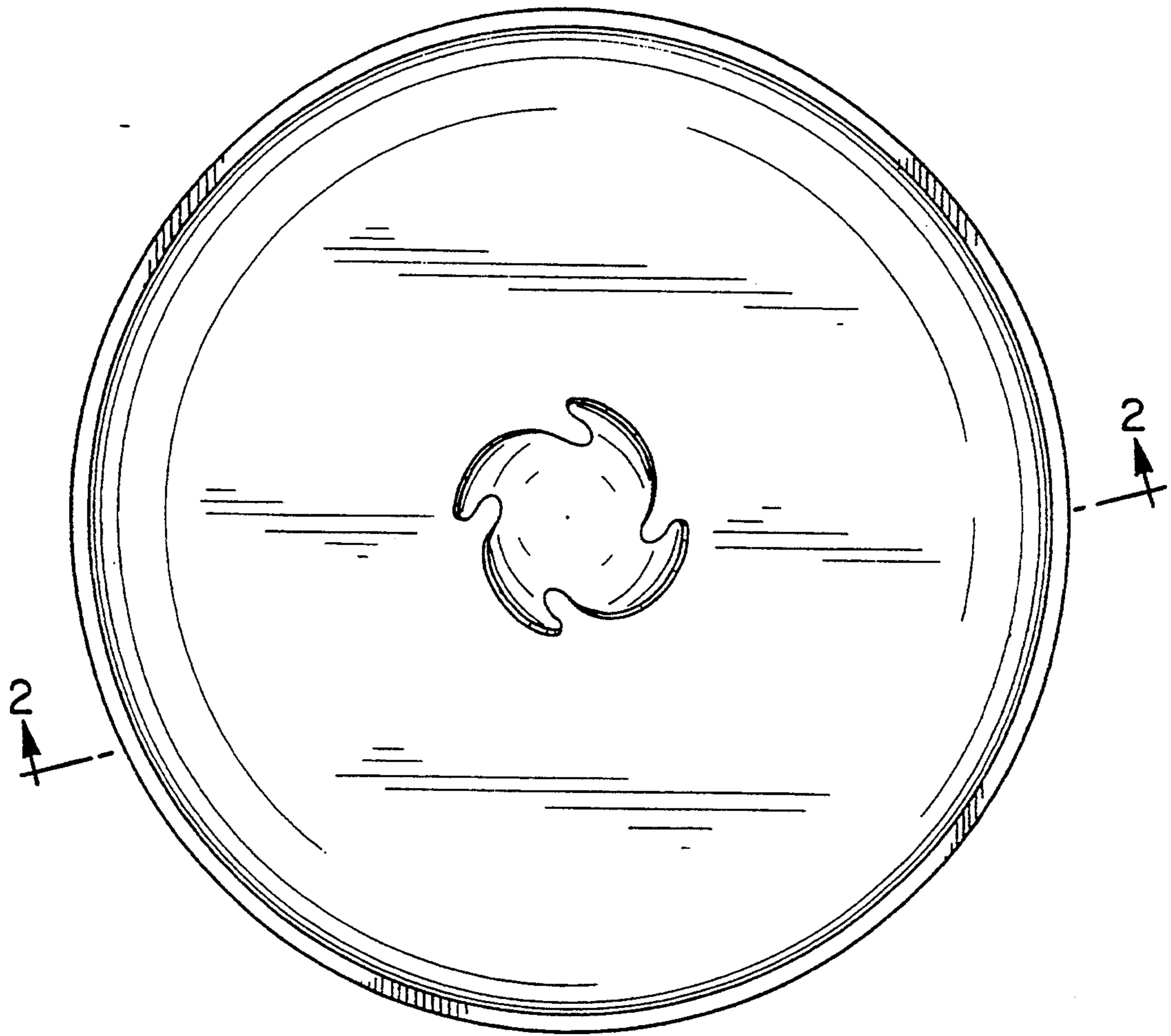


FIG. 1

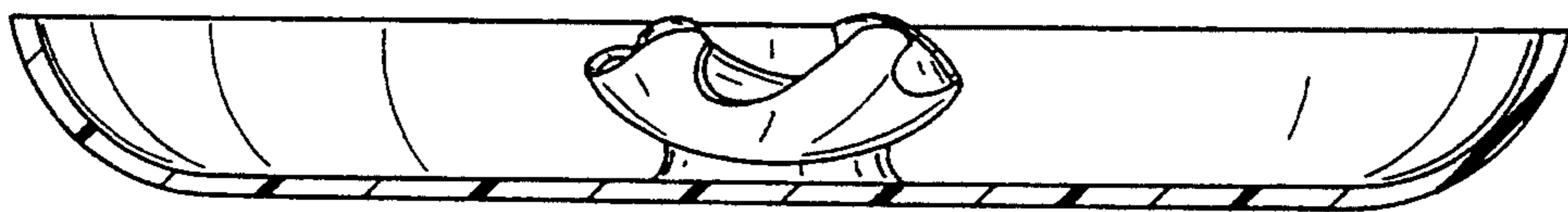


FIG. 2

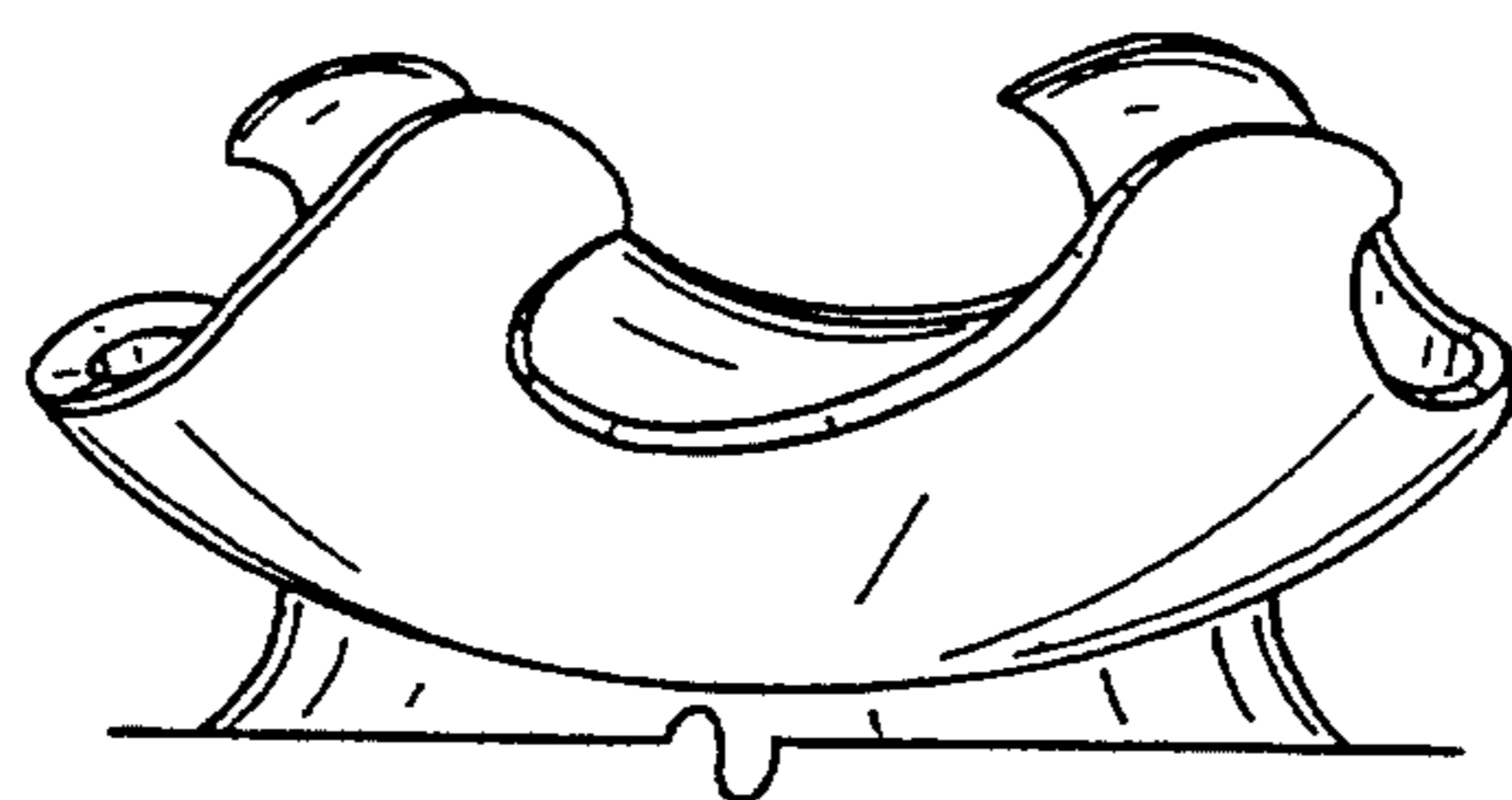


FIG. 3

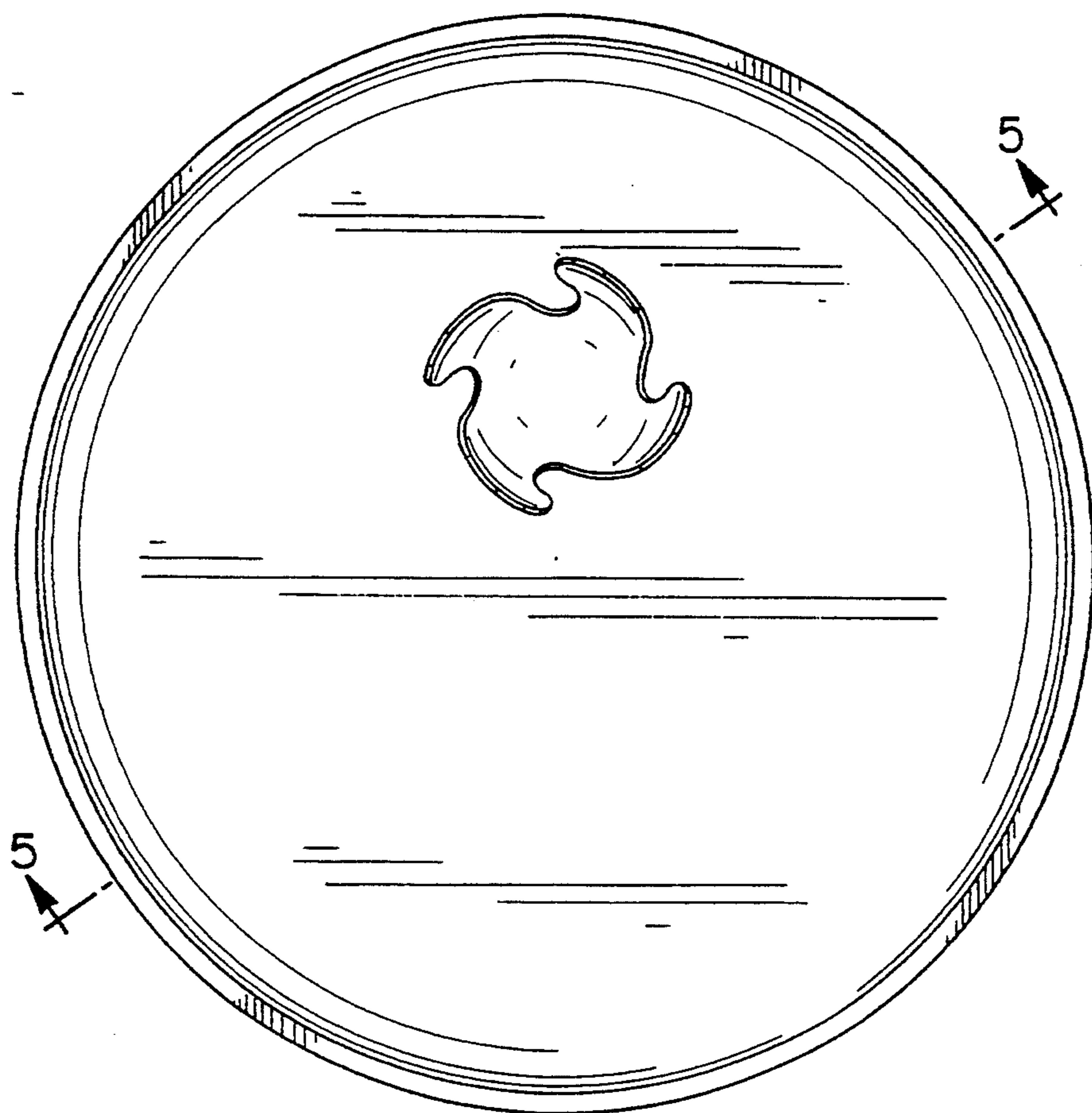


FIG. 4

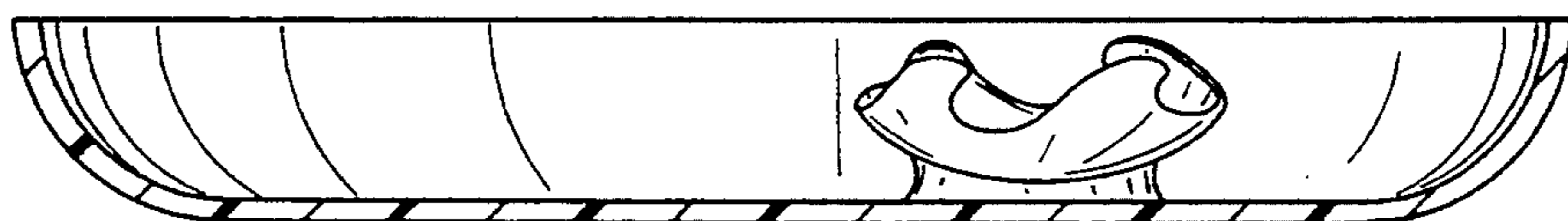


FIG. 5

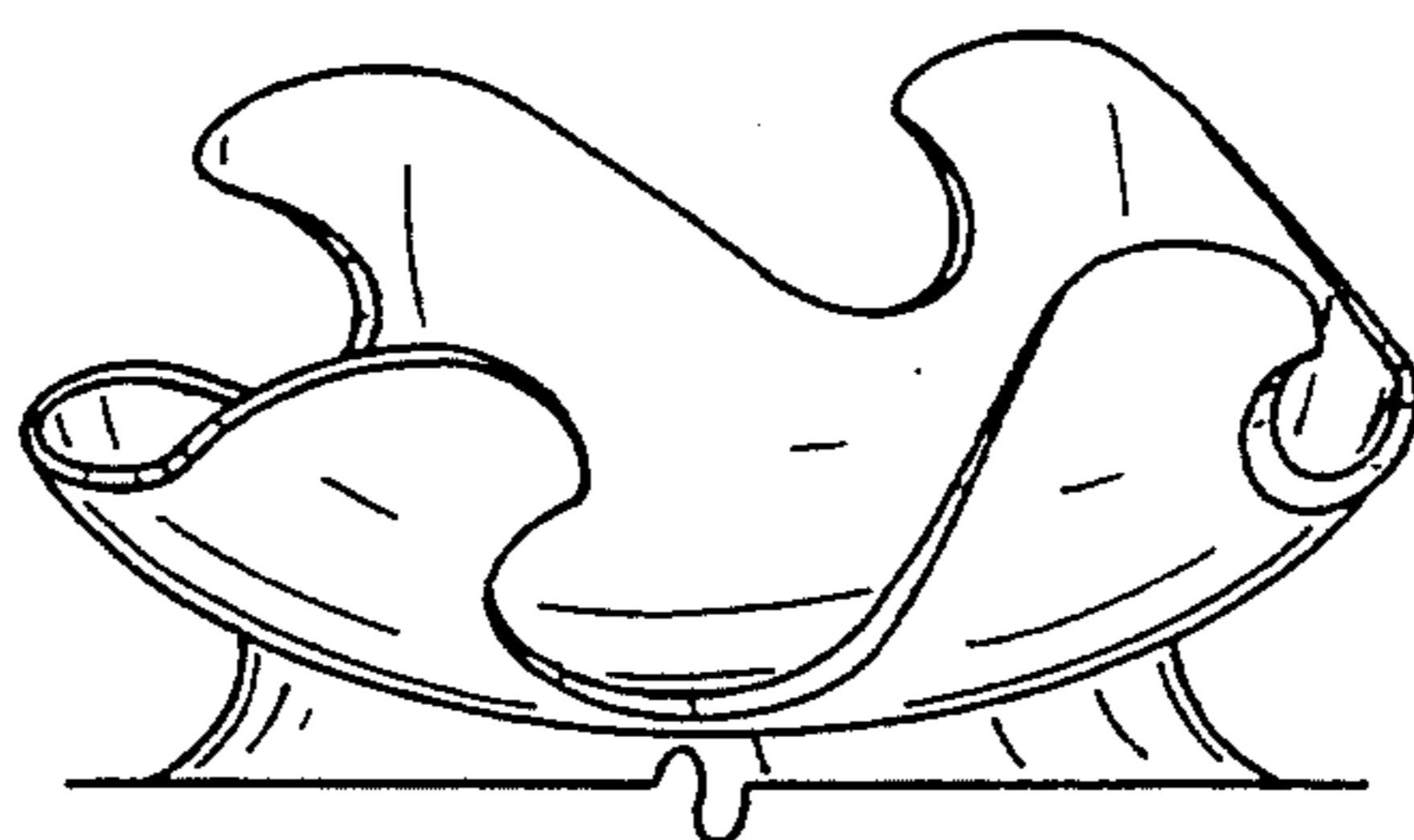


FIG. 6