



US00D353715S

United States Patent [19]

Willinger

[11] Patent Number: Des. 353,715

[45] Date of Patent: ** Dec. 27, 1994

[54] **AQUARIUM TUBE CLEANING BRUSH**

[75] Inventor: **Allan H. Willinger**, Franklin Lakes, N.J.

[73] Assignee: **Warner-Lambert Company**, Morris Plains, N.J.

[**] Term: **14 Years**

[21] Appl. No.: **2,341**

[22] Filed: **Dec. 8, 1992**

[52] U.S. Cl. **D4/119; D4/131**

[58] Field of Search **D4/119, 130-131, D4/133; 15/143.1, 159.1, 160, 206-207, 207.2, 164**

[56] **References Cited**

U.S. PATENT DOCUMENTS

D. 111,170	9/1938	Brown	D4/131	X
D. 185,955	8/1959	Nyhan	D4/131	
D. 316,488	4/1991	Stormby	D4/131	
2,319,841	5/1943	Bate	15/206	
2,675,572	4/1954	Nomiya	15/164	
5,067,195	11/1991	Sussman	15/206	X

FOREIGN PATENT DOCUMENTS

679275 7/1939 Germany 15/206

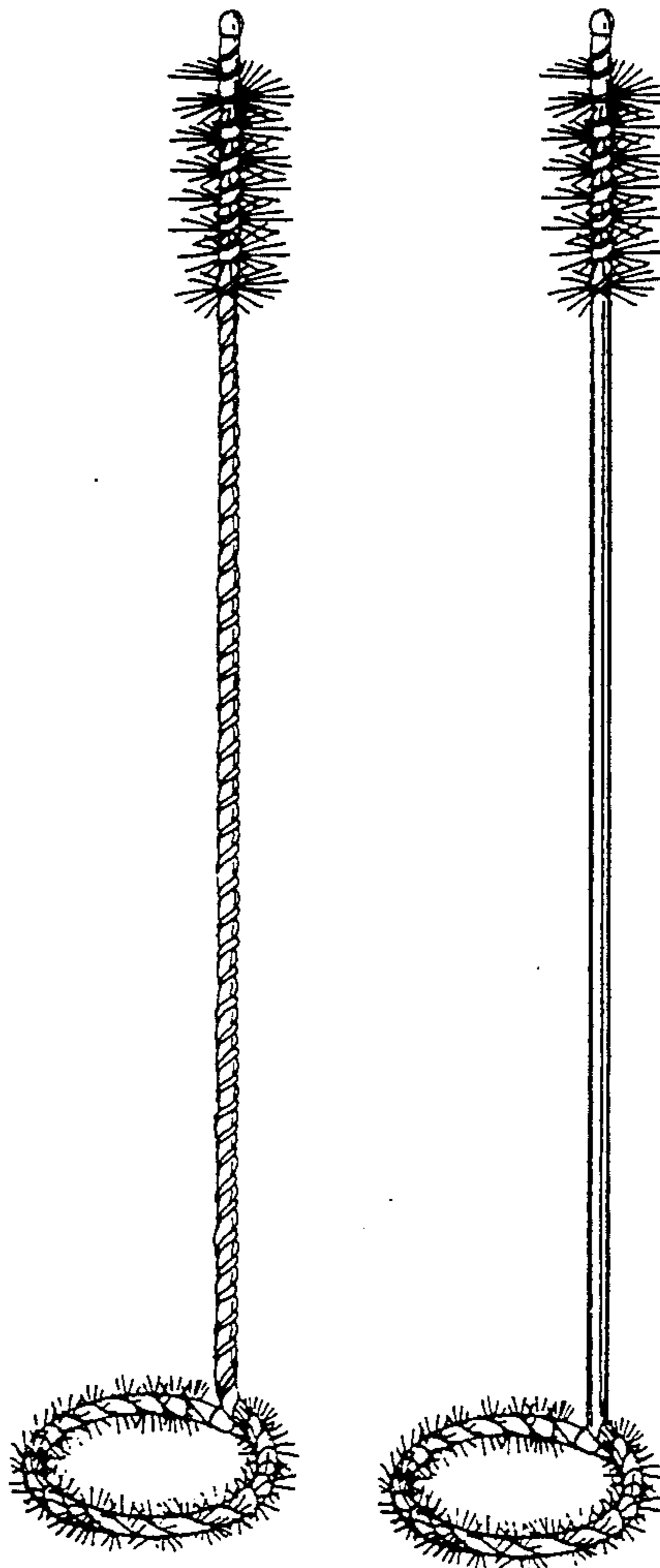
Primary Examiner—Wallace R. Burke
Assistant Examiner—Lavone D. Tabor
Attorney, Agent, or Firm—Helfgott & Karas

[57] **CLAIM**

The ornamental design for an aquarium tube cleaning brush, as shown and described.

DESCRIPTION

FIG. 1 is a perspective view of the brush in accordance with a first embodiment thereof;
FIG. 2 is a top view thereof;
FIG. 3 is a front view thereof;
FIG. 4 is a left side view thereof, the right side thereof being identical thereto;
FIG. 5 is a bottom view thereof;
FIG. 6 is a rear view thereof; and,
FIG. 7 is a perspective view of a second embodiment of the design as shown in FIGS. 1-6, the only difference residing in the smooth appearance of the handle.



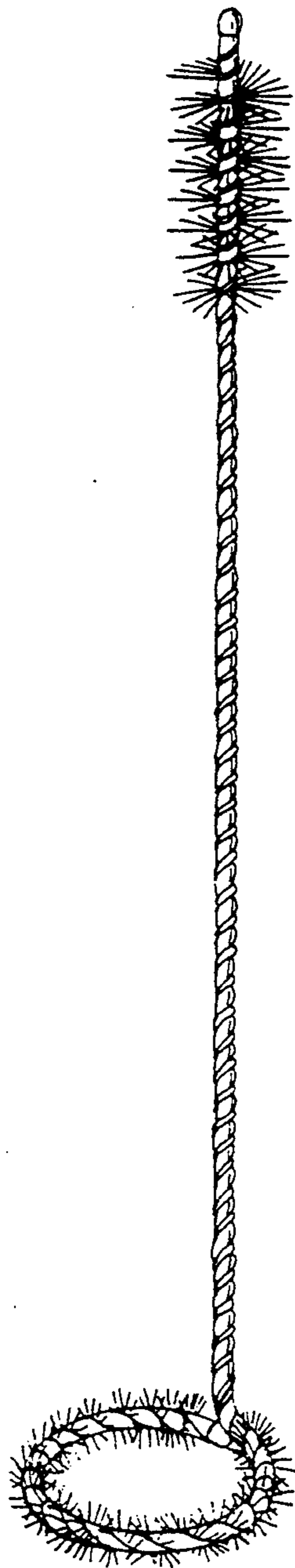


FIG. 1

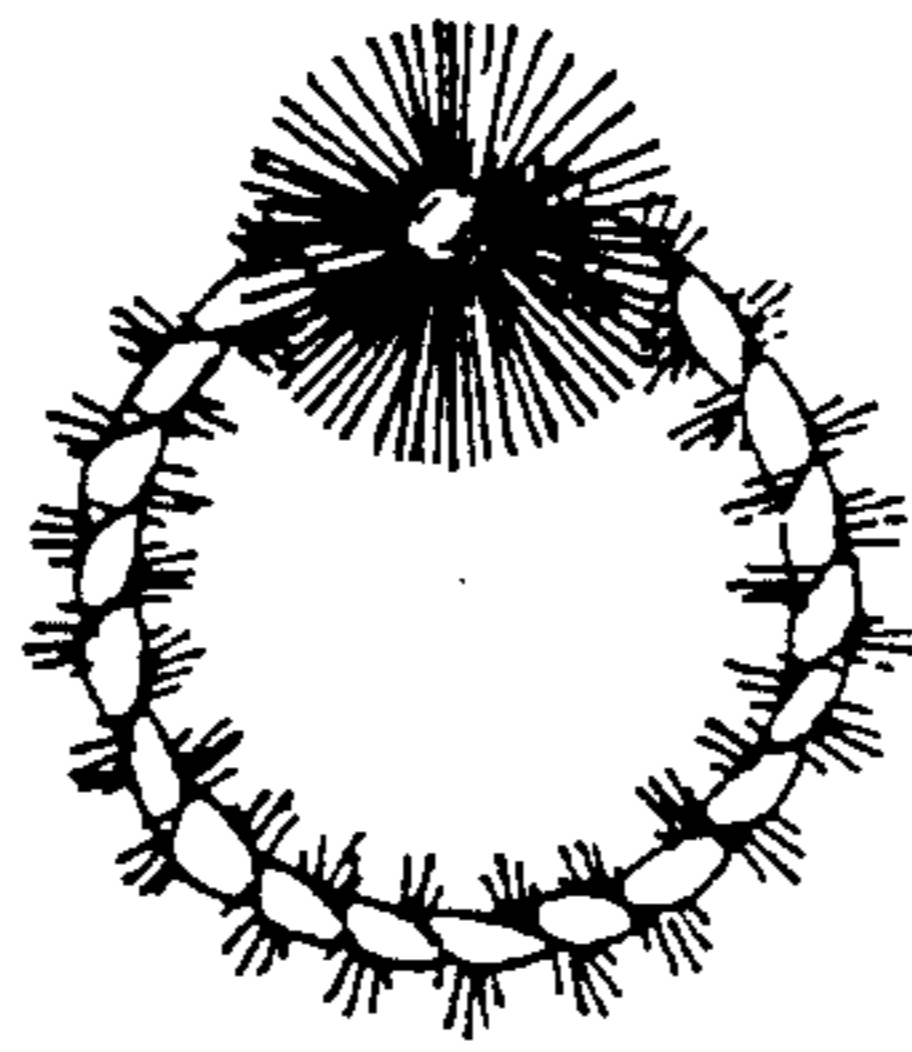


FIG. 2

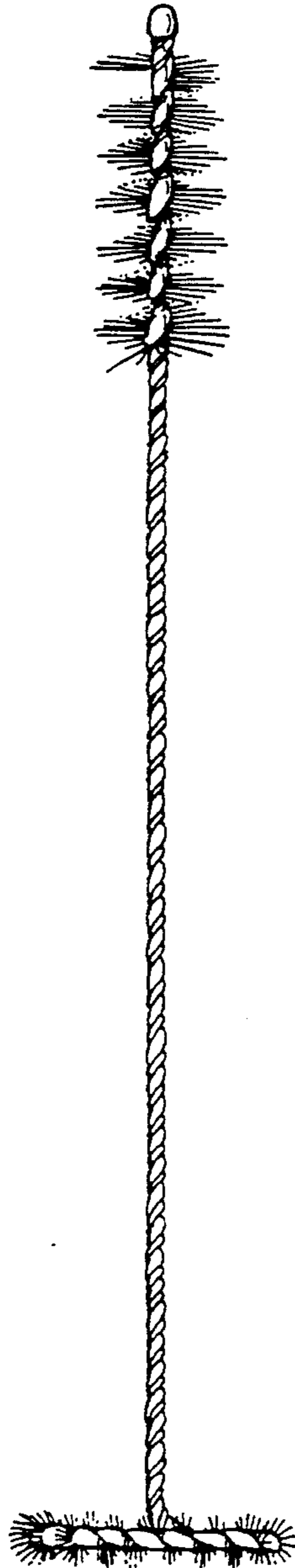


FIG. 3

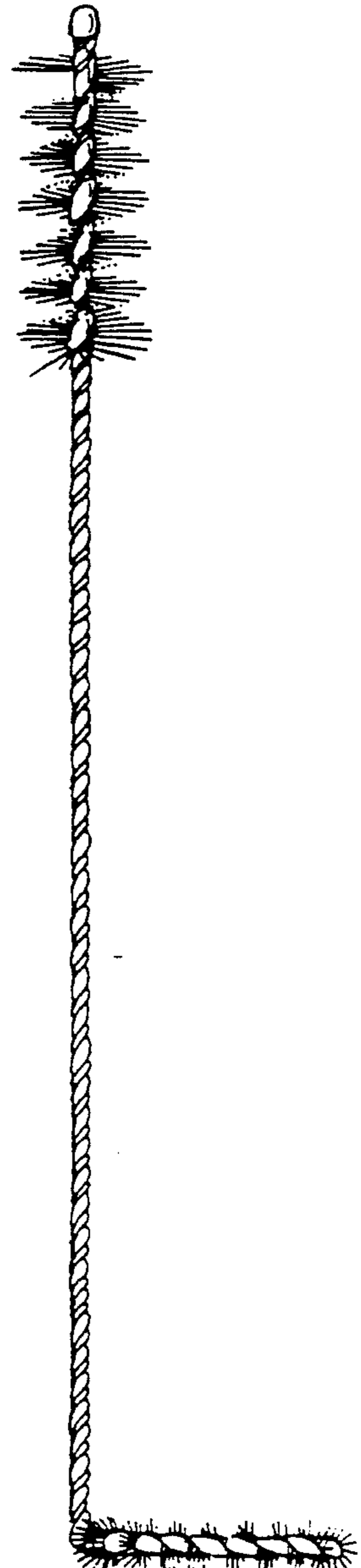


FIG. 4




FIG. 5

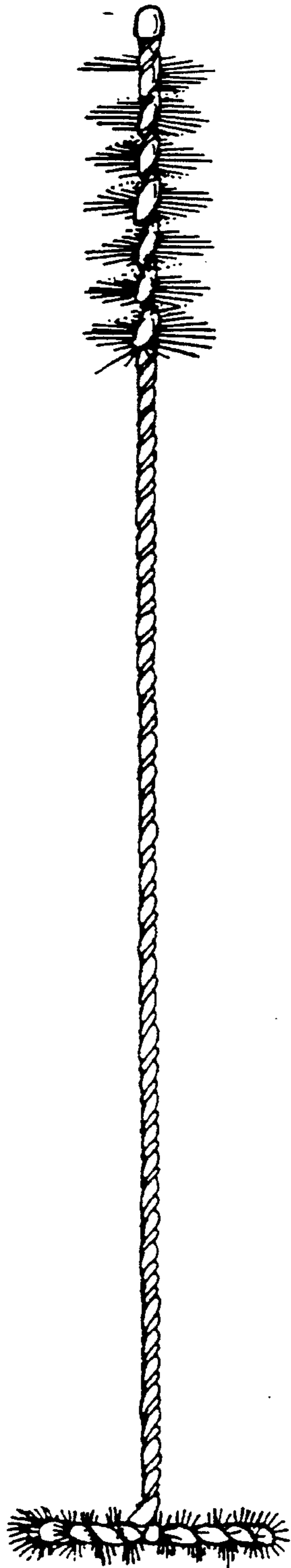


FIG. 6

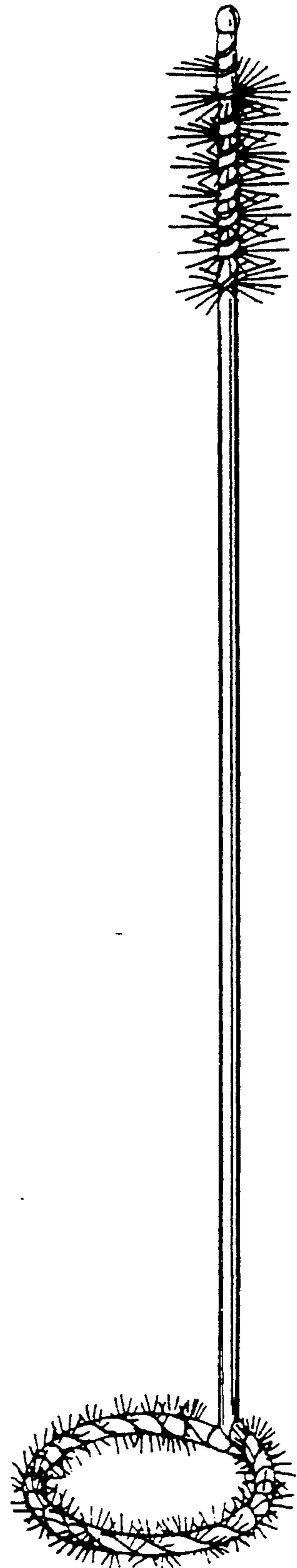


FIG. 7