



US00D353709S

# United States Patent [19]

[11] Patent Number: **Des. 353,709**

Mitsui

[45] Date of Patent: **\*\* Dec. 27, 1994**

[54] **SHOE SOLE**

[75] Inventor: **Shigeyuki Mitsui, Irvine, Calif.**

[73] Assignee: **Asics Corporation, Hyogo, Japan**

[\*\*] Term: **14 Years**

[21] Appl. No.: **14,573**

[22] Filed: **Oct. 26, 1993**

[30] **Foreign Application Priority Data**

Apr. 30, 1993 [JP] Japan ..... 5-13168

[52] U.S. Cl. .... **D2/953; D2/952**

[58] Field of Search ..... **D2/896, 897, 951-960;**  
**36/25 R, 30 R, 32 R, 59 R, 59 C, 83, 84, 89, 114,**  
**132, 136**

[56] **References Cited**

**U.S. PATENT DOCUMENTS**

D. 335,022 4/1993 Lozano ..... D2/960  
D. 339,455 9/1993 Furukawa ..... D2/959

**FOREIGN PATENT DOCUMENTS**

801014 8/1990 Japan .  
861919 11/1992 Japan .

*Primary Examiner*—Louis S. Zarfes  
*Attorney, Agent, or Firm*—Nixon & Vanderhye

[57] **CLAIM**

The ornamental design for a shoe sole, as shown and described.

**DESCRIPTION**

FIG. 1 is an illustrative view in a position of use. The broken line showing of the shoe in FIG. 1 is for illustrative purposes only and forms no part of the claimed design;

FIG. 2 is a left side elevational view thereof;

FIG. 3 is a front elevational view thereof;


FIG. 4 is a right side elevational view thereof;

FIG. 5 is a rear elevational view thereof;

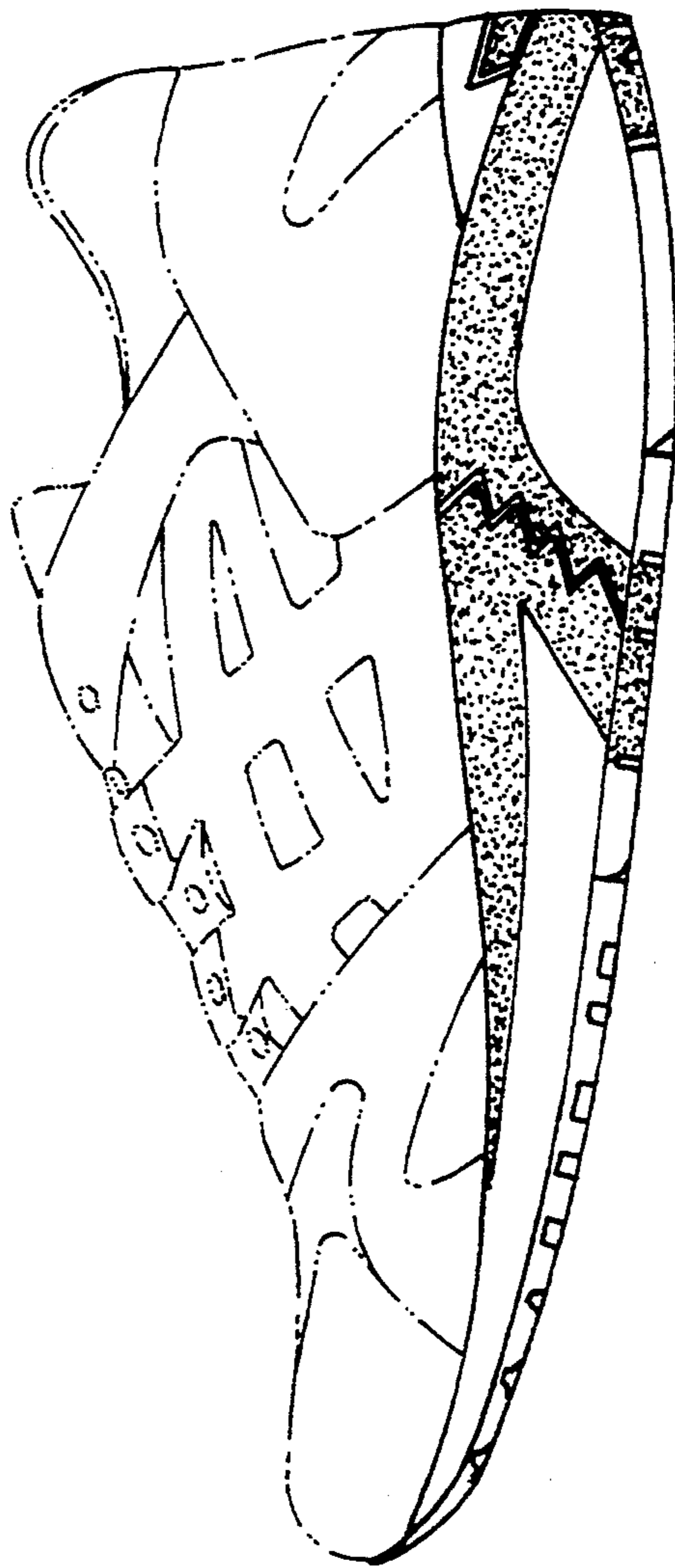
FIG. 6 is a top plan view thereof;

FIG. 7 is a bottom plan view thereof; and,

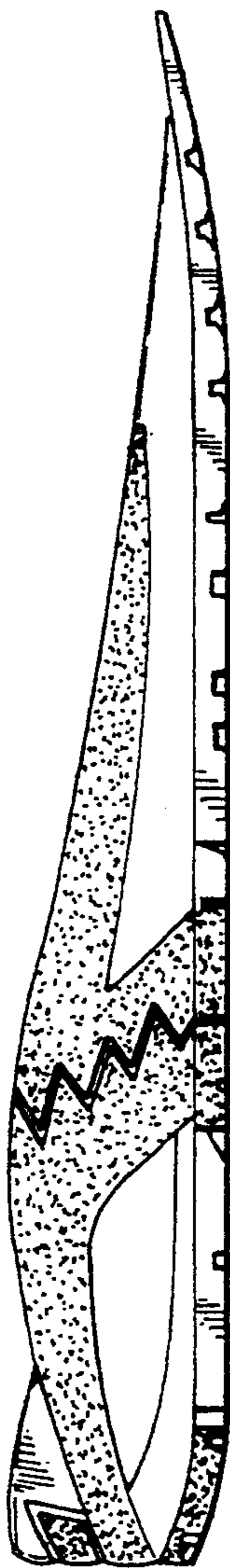
FIG. 8 is a perspective view thereof.




*Fig. 1*



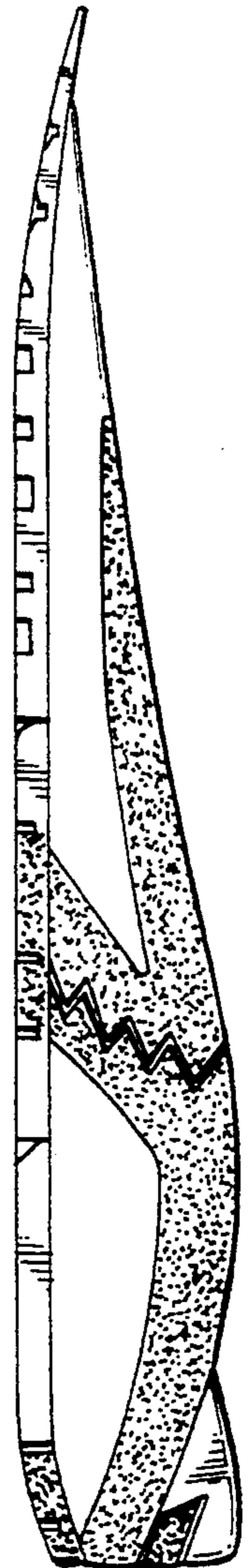
*Fig. 2*



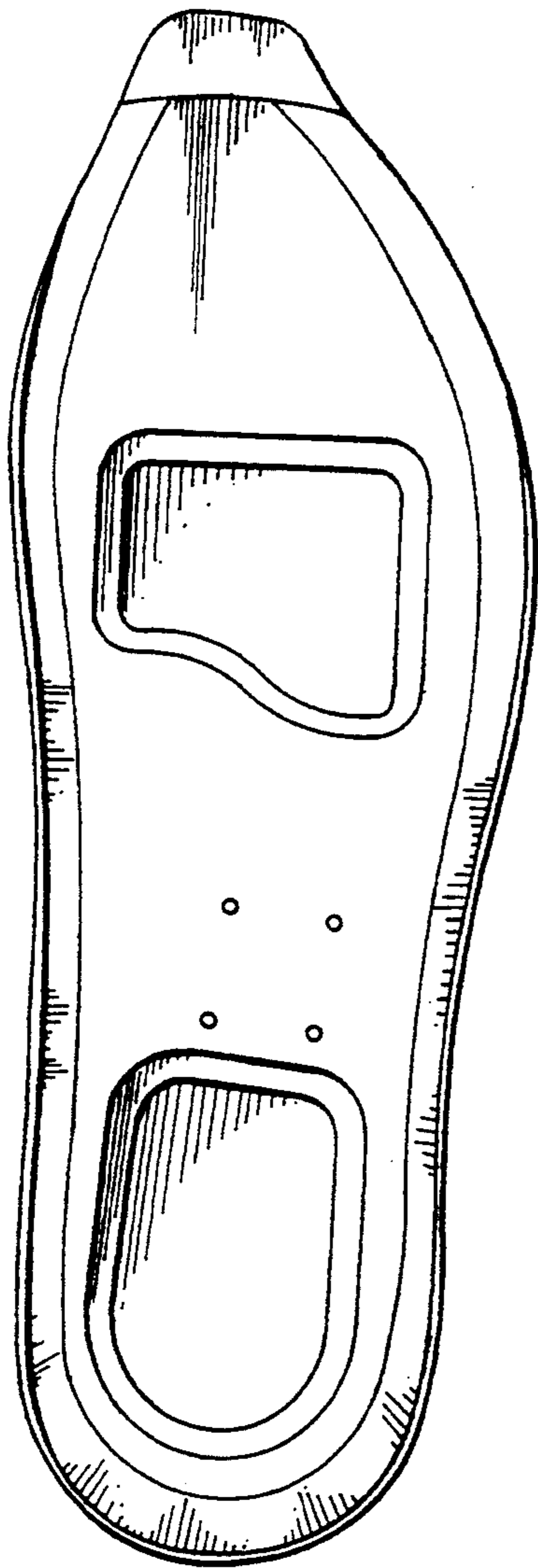
*Fig. 3*



*Fig. 4*



*Fig. 5*



*Fig. 6*



*Fig. 7*



Fig. 8

