



US00D353665S

United States Patent [19]

[11] Patent Number: **Des. 353,665**

Jennings

[45] Date of Patent: **** Dec. 20, 1994**

[54] **LEAKED WATER COLLECTION PAN FOR AN EVAPORATIVE COOLER**

5,071,027	12/1991	Sullivan	220/571
5,117,650	6/1992	Kim	62/285
5,131,560	7/1992	Sullivan	220/571
5,205,472	4/1993	Sullivan	220/571
5,249,699	10/1993	Williams	220/571

[76] Inventor: **Ray Jennings**, 12582 Calle Tango, Tucson, Ariz. 85749

[**] Term: **14 Years**

Primary Examiner—Lisa P. Lichtenstein
Attorney, Agent, or Firm—J. Michael McClanahan

[21] Appl. No.: **13,377**

[57] **CLAIM**

[22] Filed: **Sep. 23, 1993**

The ornamental design for a leaked water collection pan for an evaporative cooler, as shown and described.

[52] U.S. Cl. **D23/363**

[58] Field of Search 261/29; 220/571, 467; D3/311, 308, 309; D23/356-363

DESCRIPTION

[56] **References Cited**

FIG. 1 is a perspective view of a leaked water collection pan for an evaporative cooler showing my new design;

U.S. PATENT DOCUMENTS

3,479,948	11/1969	Mathews	454/333
3,724,233	4/1973	Pugh	62/285
4,419,300	12/1983	VanNess	261/106
4,479,366	10/1984	Lanier	62/304
4,562,016	12/1985	Colliver	261/106
4,687,604	8/1987	Goettl	261/29
4,856,672	8/1989	Sullivan	220/571
4,893,481	1/1990	Sullivan	52/291

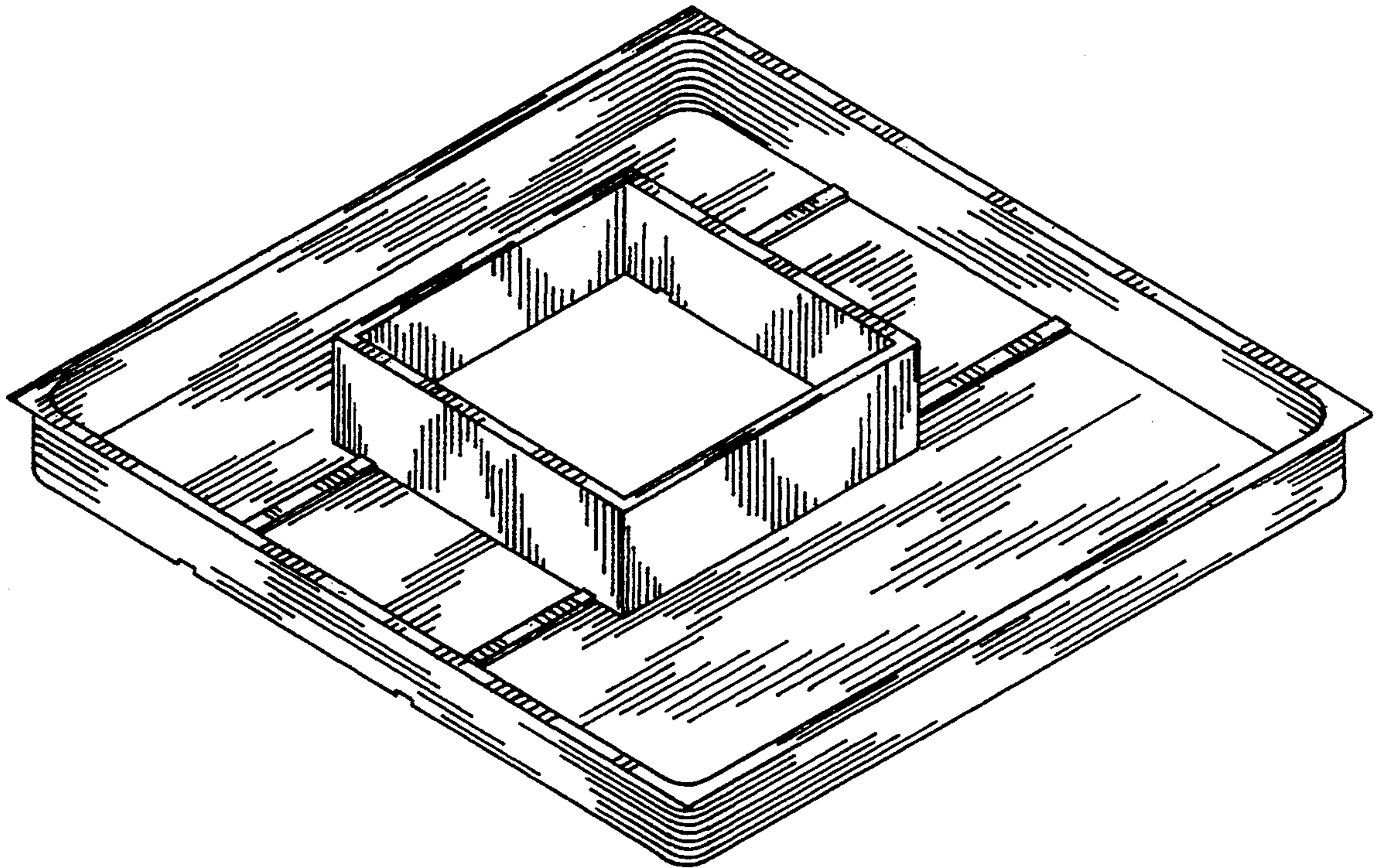
FIG. 2 is a side elevational view thereof;

FIG. 3 is a top plan view thereof;

FIG. 4 is a side elevational view thereof, said side being opposite to that side shown in FIG. 2;

FIG. 5 is an end elevational view thereof, the other end elevational view being identical; and,

FIG. 6 is a bottom plan view thereof.



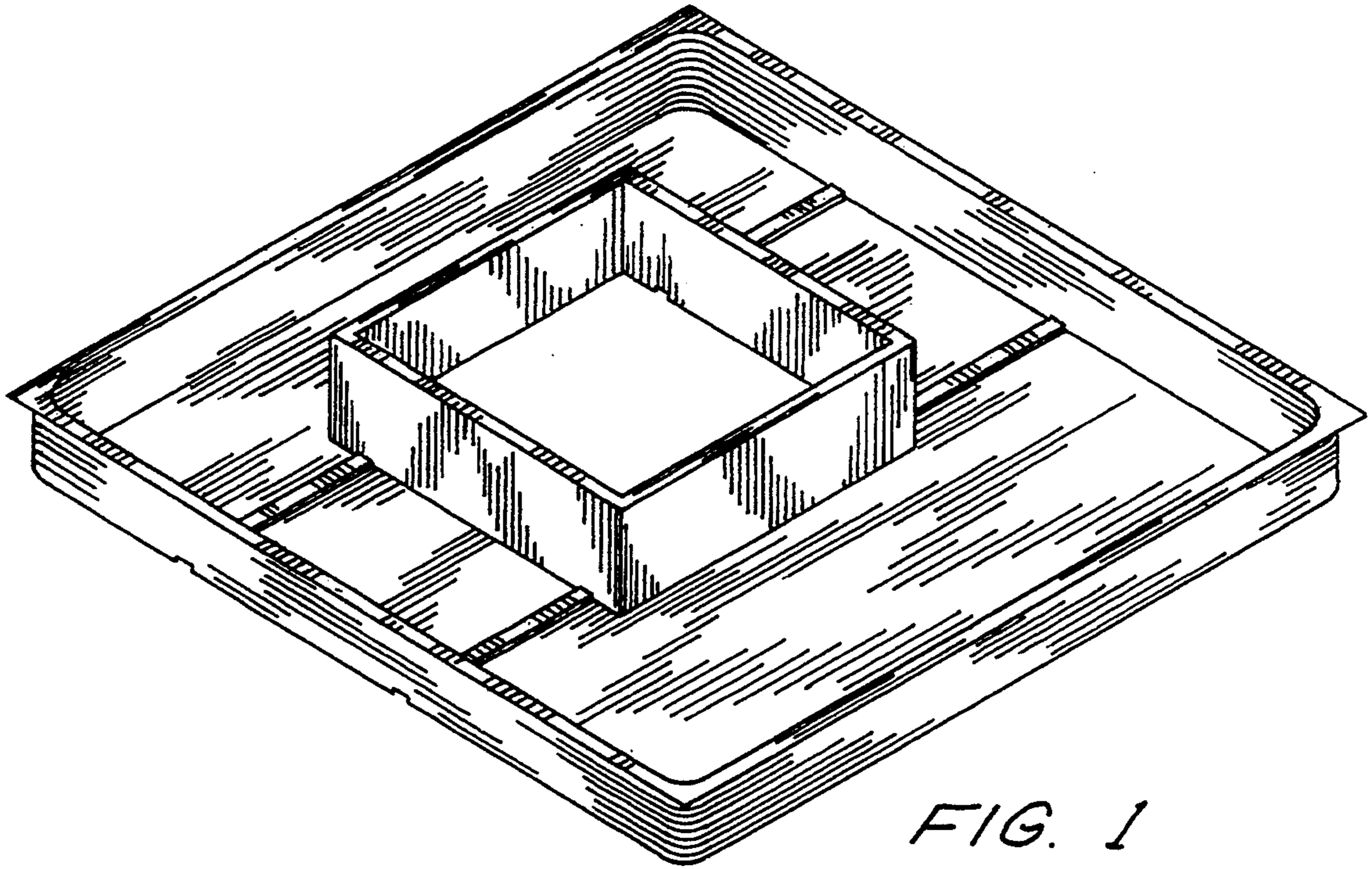


FIG. 1



FIG. 2

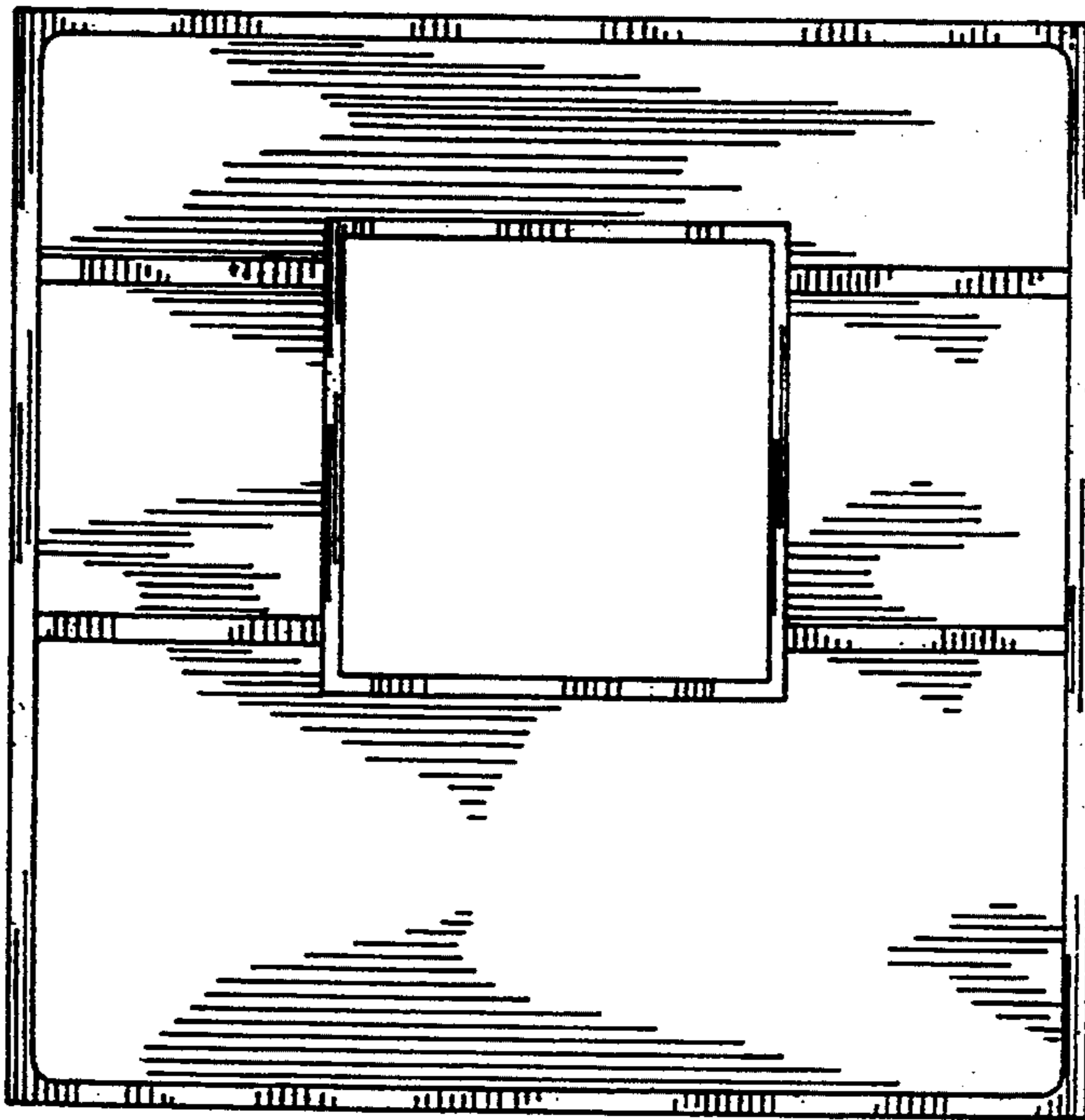


FIG. 3




FIG. 4




FIG. 5

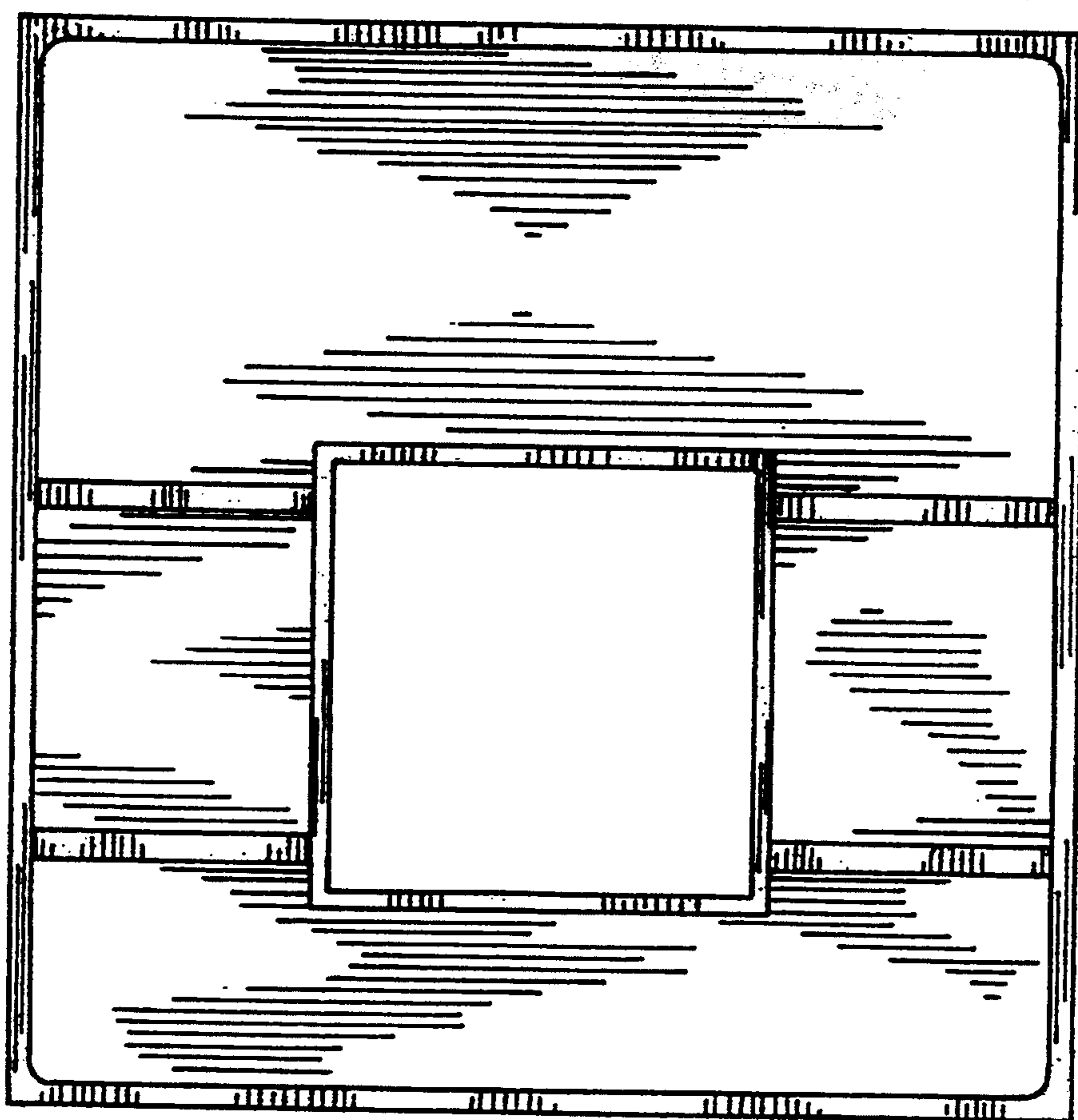


FIG. 6