



US00D353663S

United States Patent [19]

[11] Patent Number: **Des. 353,663**

Curren

[45] Date of Patent: **** Dec. 20, 1994**

[54] **VAPORIZER**

[75] Inventor: **Andrew B. Curren**, Manhattan Beach, Calif.

[73] Assignee: **C & S Distributing Company**, Santa Monica, Calif.

[**] Term: **14 Years**

[21] Appl. No.: **797**

[22] Filed: **Jan. 4, 1993**

Related U.S. Application Data

[63] Continuation of Ser. No. 519,544, May 8, 1990, abandoned.

[52] U.S. Cl. **D23/360; D21/148; D21/157**

[58] Field of Search **239/211; D23/356, 357, D23/359, 358, 360, 361, 362, 363; D21/148, 157**

[56] **References Cited**

U.S. PATENT DOCUMENTS

D. 242,122	11/1976	Stoddard	D21/148
D. 251,455	3/1979	Saitoh	D21/157
D. 265,334	7/1982	Bollen et al.	D21/148
D. 268,692	4/1983	Thorndike	D21/148
D. 288,578	3/1987	Edwards et al.	D21/148
D. 307,612	5/1990	Cholakian	D21/148
2,802,090	8/1957	Katzman et al.	D23/362



Primary Examiner—Lisa P. Lichtenstein
Attorney, Agent, or Firm—Laff, Whitesel, Conte & Saret

[57] **CLAIM**

The ornamental design for a vaporizer, as shown and described.

DESCRIPTION

FIG. 1 is a front elevational view of a vaporizer showing my new design;
FIG. 2 is a left side elevational view thereof;
FIG. 3 is a right side elevational view thereof;
FIG. 4 is a top plan view thereof;
FIG. 5 is a bottom plan view thereof; and,
FIG. 6 is a rear elevational view thereof.






FIG. 1




FIG. 2




FIG. 3




FIG. 4

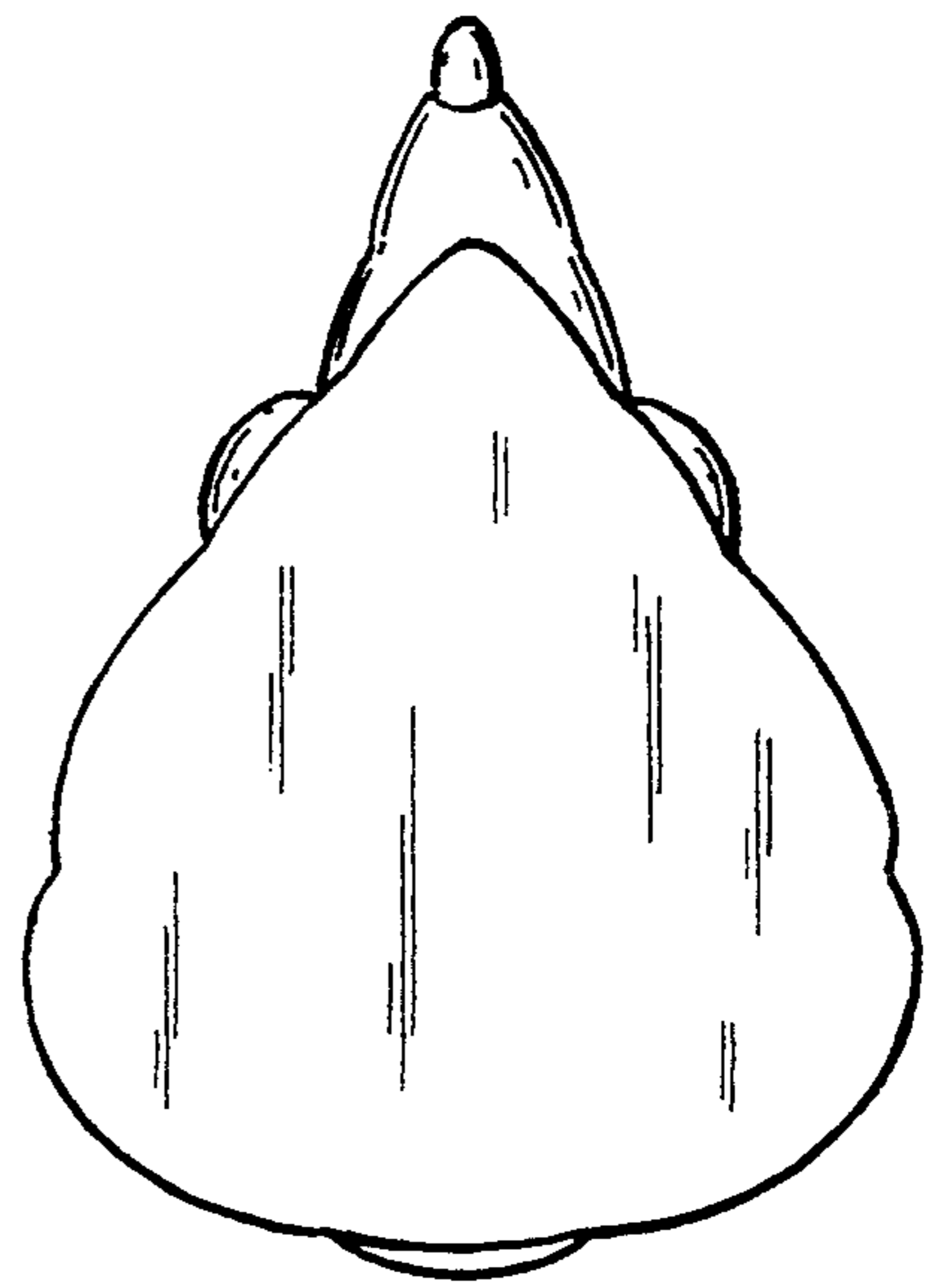


FIG. 5

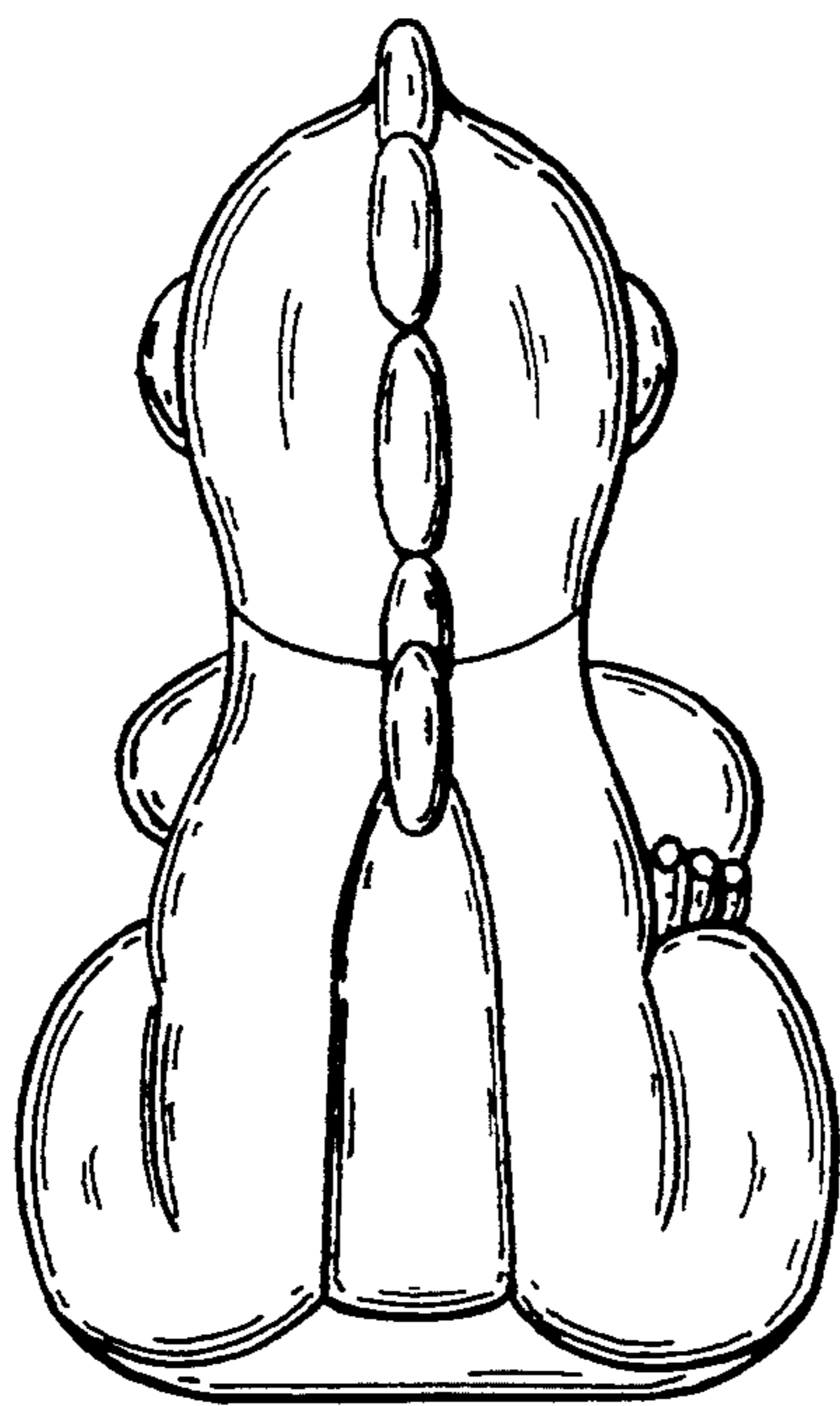


FIG. 6