



US00D353628S

United States Patent [19]

[11] Patent Number: **Des. 353,628**

Sunagac et al.

[45] Date of Patent: **** Dec. 20, 1994**

[54] GAME PIECE

[75] Inventors: **Yukihiko Sunagac; Kunio Kobayashi,**
both of Ashikaga, Japan

[73] Assignee: **Sunaga Kaihatsu Kabushiki Kaisha,**
Japan

[**] Term: **14 Years**

[21] Appl. No.: **5,343**

[22] Filed: **Feb. 26, 1993**

[52] U.S. Cl. **D21/51**

[58] Field of Search 273/236, 286, 288;
D21/14-36, 48, 51, 52

[56] **References Cited**

U.S. PATENT DOCUMENTS

1,161,649	11/1915	Fitzgerald	273/288
2,148,207	2/1939	Kozelka	273/258
3,941,385	3/1976	Lalley	273/288
4,728,107	3/1988	Dvorak et al.	273/273

FOREIGN PATENT DOCUMENTS

2210272	6/1989	United Kingdom	273/243
2214826	9/1989	United Kingdom	273/243

Primary Examiner—Melvin B. Feifer
Assistant Examiner—Sandra Morris
Attorney, Agent, or Firm—Lorusso & Loud

[57] **CLAIM**

The ornamental design for a game piece, as shown and described.

DESCRIPTION

FIG. 1 is a front elevational view of the game piece; FIG. 2 is a rear elevational view of the game piece; FIG. 3 is a top plan view of the game piece; FIG. 4 is a bottom plan view of the game piece; FIG. 5 is a right side elevational view of the game piece; FIG. 6 is a cross-sectional view taken at line I—I of the game piece of FIG. 1; FIG. 7 is a cross-sectional view taken at line II—II of the game piece of FIG. 1; FIG. 8 is a cross-sectional view taken at line III—III of the game piece of FIG. 1; FIG. 9 is a top plan view, showing the game piece in use, the broken line showing of the game board is for illustrative purposes only, and forms no part of the claimed design; and, FIG. 10 is an enlarged top, front, and right side perspective view thereof.

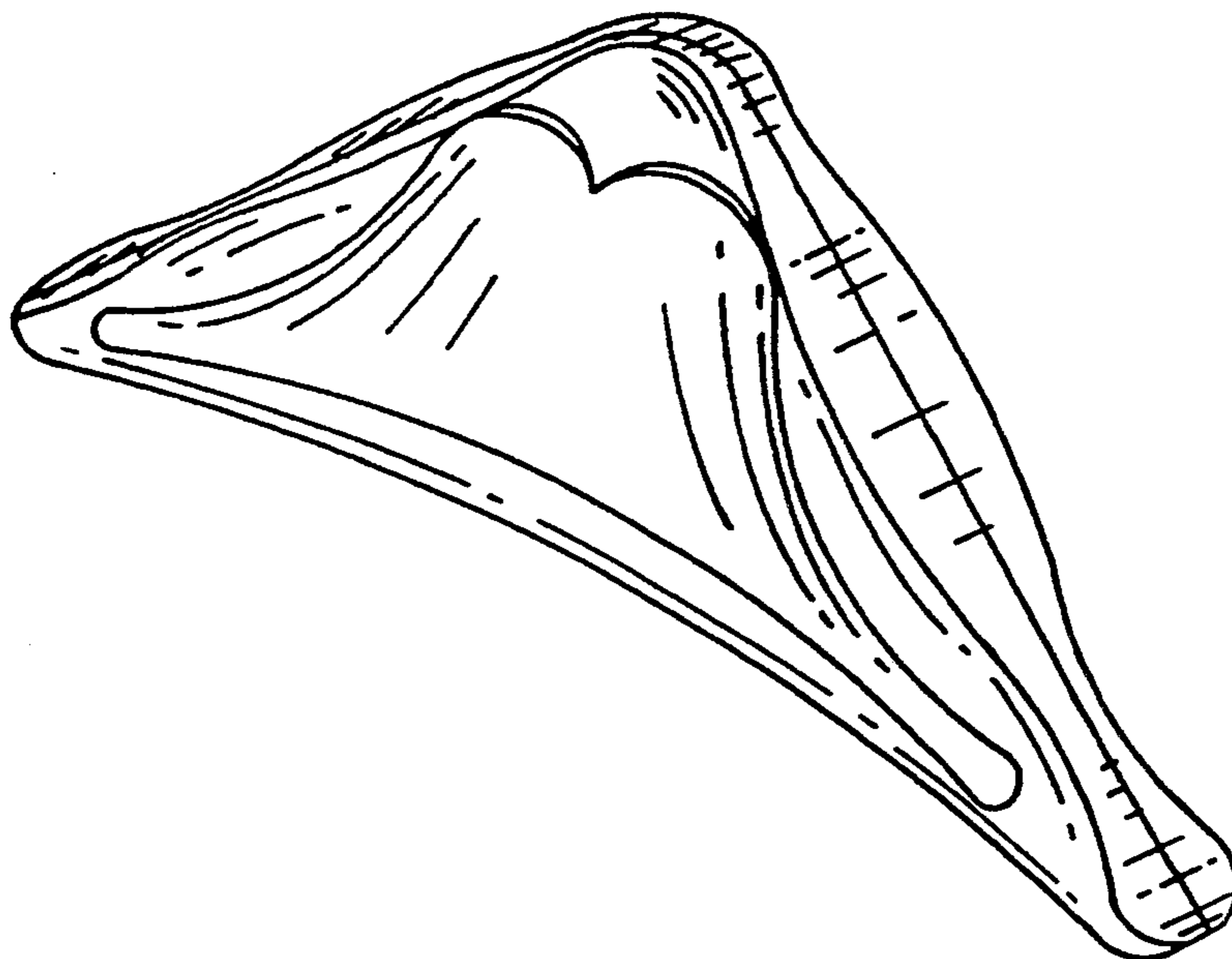


FIG. 1

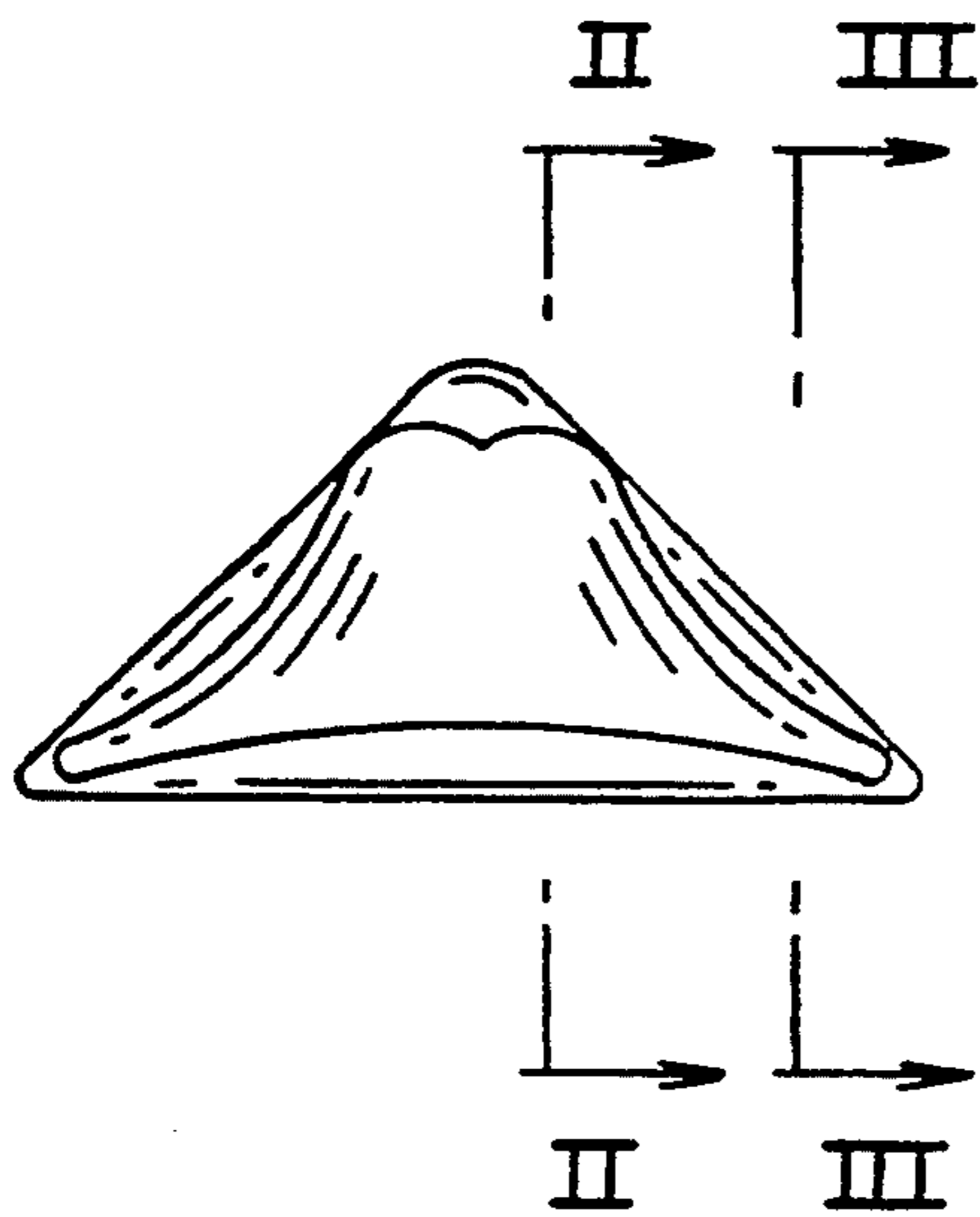


FIG. 3



FIG. 4



FIG. 2




FIG. 5



FIG. 6



FIG. 7



FIG. 9

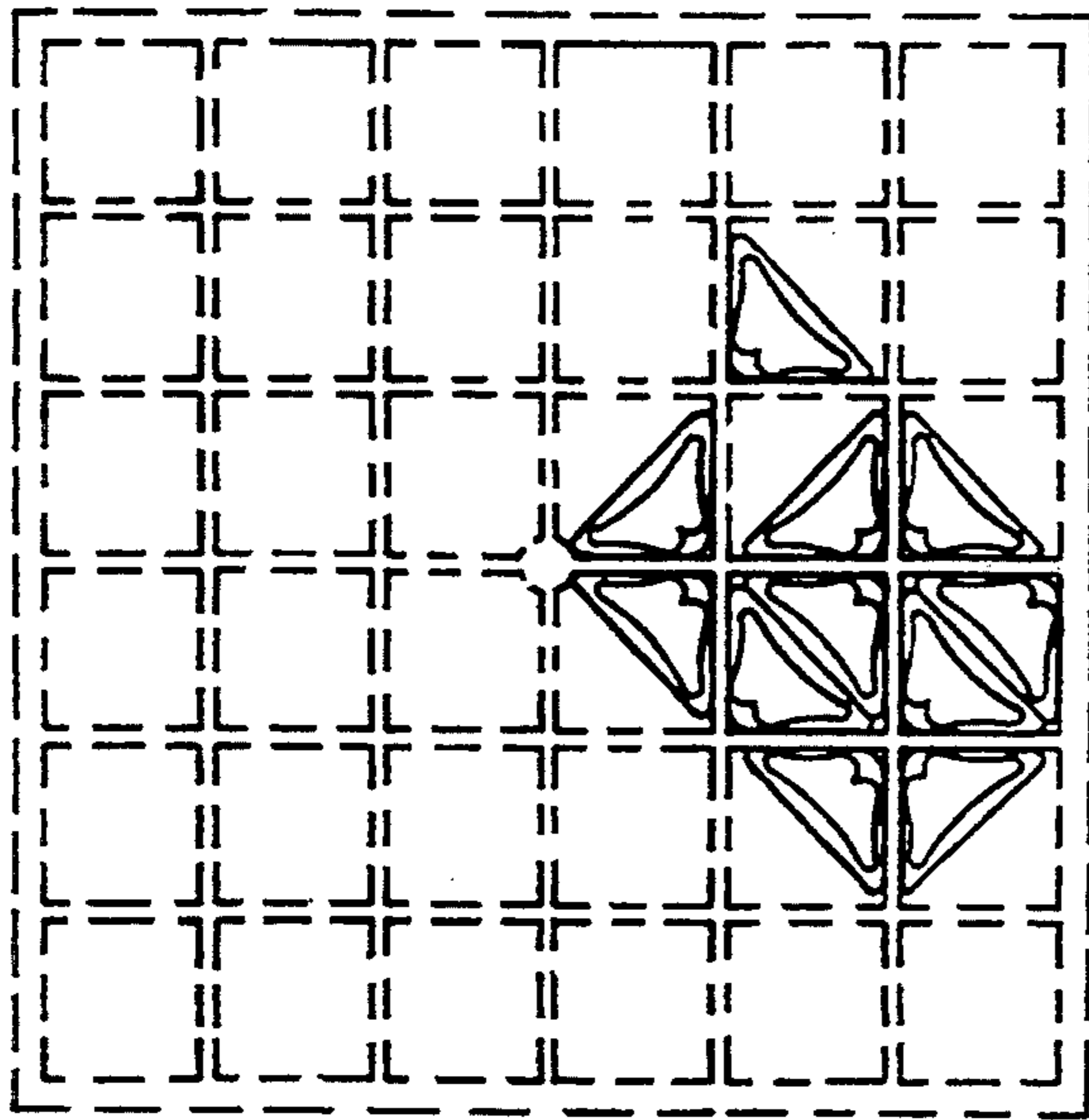


FIG. 8



FIG. 10

