



US00D353624S

United States Patent [19]
Schwarzli

[11] **Patent Number: Des. 353,624**
[45] **Date of Patent: ** Dec. 20, 1994**

[54] **VENDING MACHINE DISPLAY WINDOW**

[75] **Inventor: Josef W. Schwarzli, Stouffville, Canada**

[73] **Assignee: Machine-O-Matic Limited, Newmarket, Canada**

[**] **Term: 14 Years**

[21] **Appl. No.: 6,830**

[22] **Filed: Apr. 8, 1993**

[52] **U.S. Cl. D20/8**

[58] **Field of Search D9/415; 206/461; 221/155; 194/350; D20/7, 8**

[56] **References Cited**

U.S. PATENT DOCUMENTS

- D. 162,581 3/1951 Schaff D20/7
- D. 316,568 4/1991 Koch D20/8
- D. 326,612 6/1992 Selame D9/415

- D. 327,425 6/1992 Hamada et al. D9/415
- D. 342,025 12/1993 Abraben et al. D9/415
- 3,550,769 12/1970 Wolk 206/461

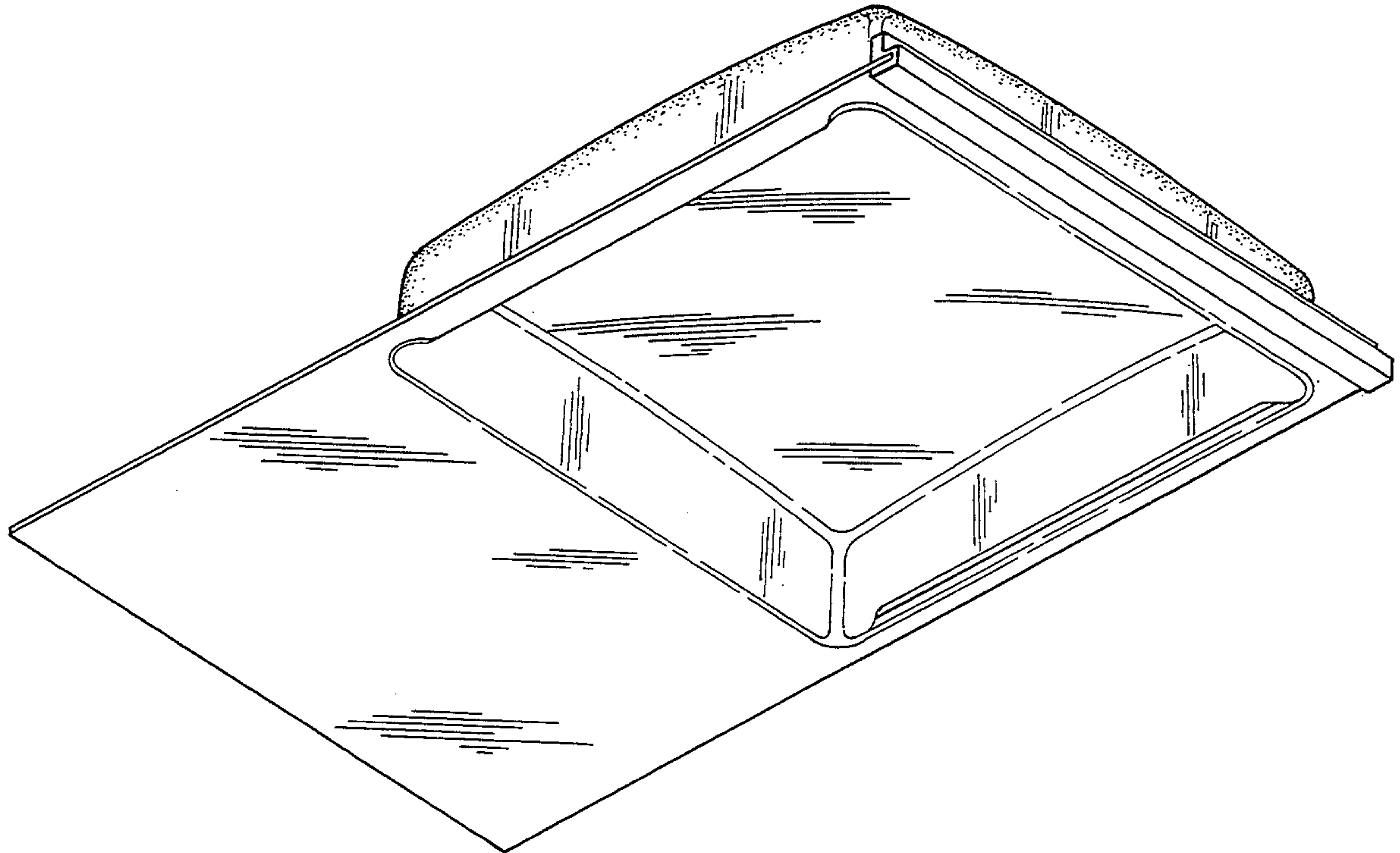
Primary Examiner—Melvin B. Feifer
Assistant Examiner—Mitchell I. Siegel
Attorney, Agent, or Firm—Ridout & Maybee

[57] **CLAIM**

The ornamental design for a vending machine display window, as shown and described.

DESCRIPTION

FIG. 1 is a front perspective view of a vending machine display window showing my new design;
FIG. 2 is a front view thereof;
FIG. 3 is a right side elevational view thereof, the undisclosed opposite side being a mirror image;
FIG. 4 is a rear view thereof;
FIG. 5 is a top view thereof; and,
FIG. 6 is a rear perspective view thereof.



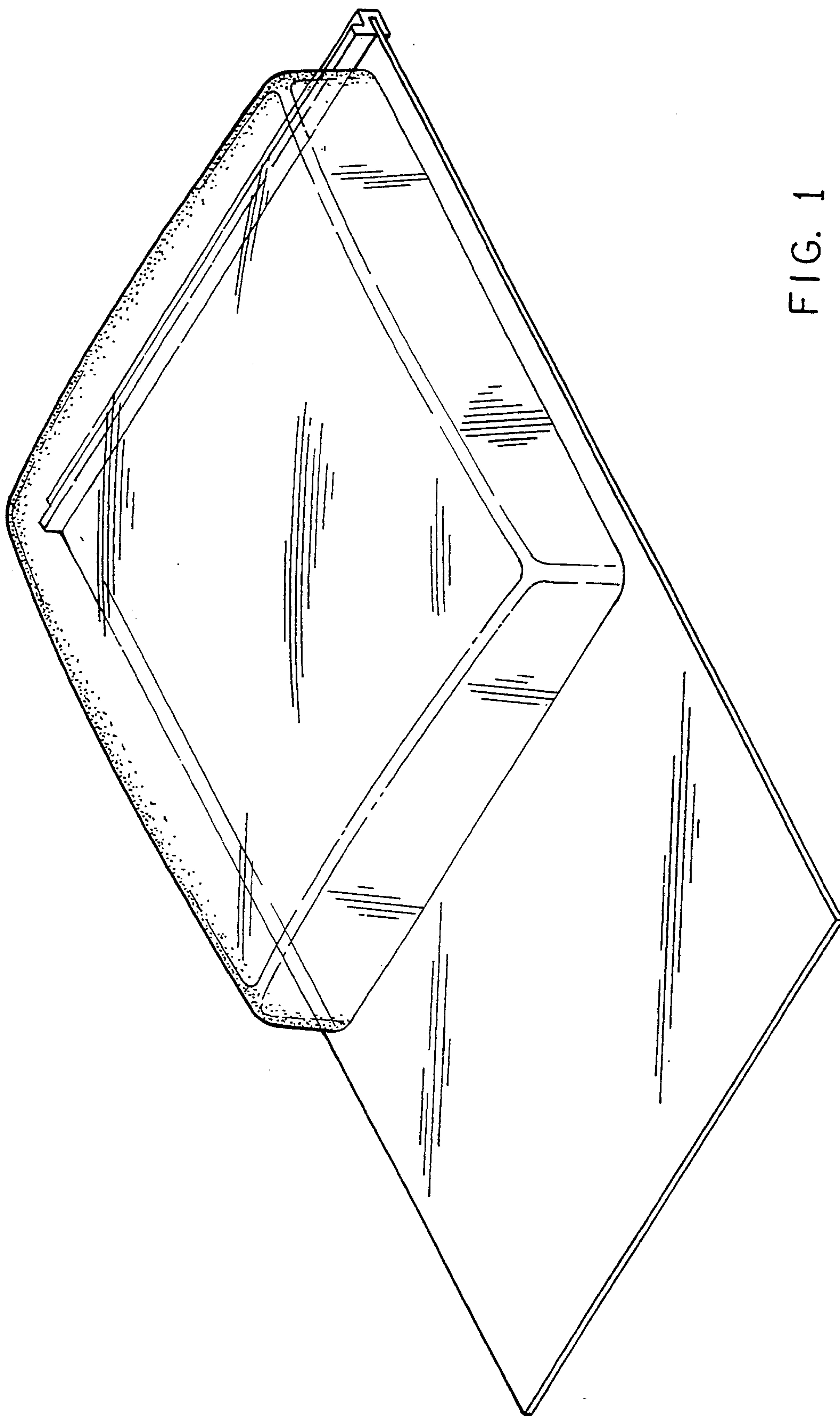


FIG. 1




FIG. 2




FIG. 3




FIG. 4

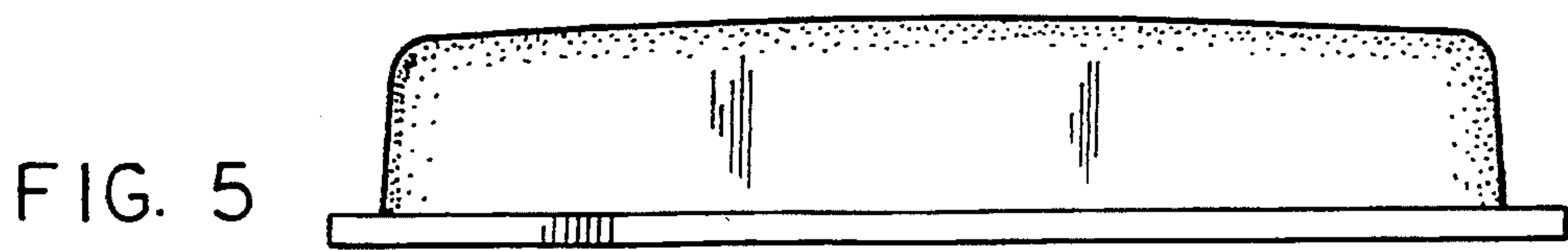


FIG. 5

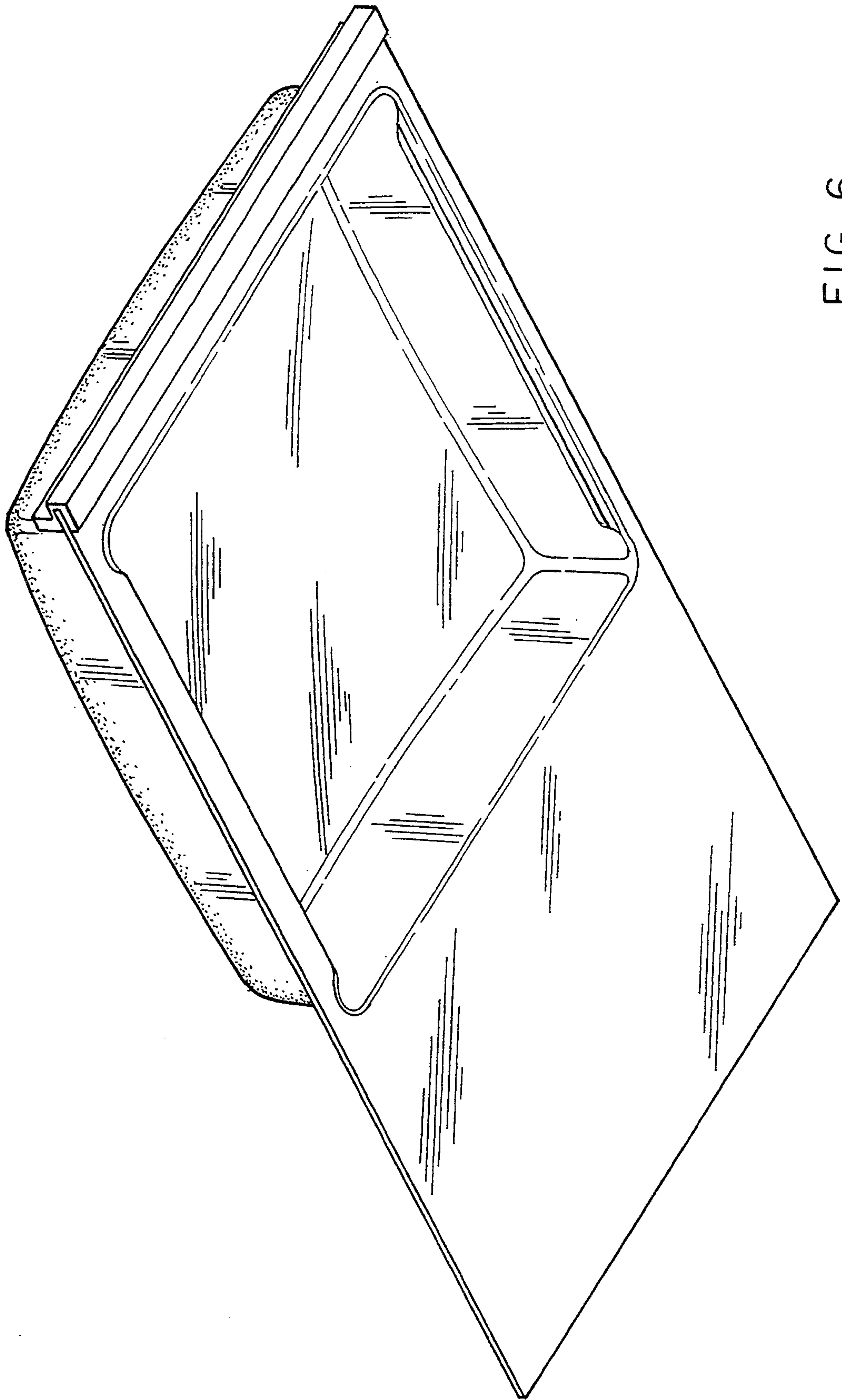


FIG. 6