



US00D353621S

United States Patent [19]
Chen

[11] **Patent Number: Des. 353,621**
[45] **Date of Patent: ** Dec. 20, 1994**

[54] **PEN CAP**
[76] **Inventor: Wei-Chin Chen**, 10-3 Fl, No 72, Sec 1, Min-Chuan E. Rd., Taipei, Taiwan, Prov. of China
[**] **Term: 14 Years**
[21] **Appl. No.: 11,539**
[22] **Filed: Aug. 9, 1993**
[52] **U.S. Cl. D19/57; D19/56**
[58] **Field of Search 401/243, 244, 245, 246, 401/247; D19/35, 36, 41-51, 54-58, 81-85**

D. 332,627 1/1993 Anavil et al. D19/56 X
D. 336,923 6/1993 Lin D19/57
D. 339,162 9/1993 Verhaegue D19/43 X
D. 344,541 2/1994 Guo D19/48 X

Primary Examiner—Martie Thompson
Attorney, Agent, or Firm—Bacon & Thomas


[57] **CLAIM**

The ornamental design for a pen cap, as shown and described.

DESCRIPTION

FIG. 1 is a perspective view of a pen cap showing my new design thereof;
FIG. 2 is a front elevational view thereof;
FIG. 3 is a rear elevational view thereof;
FIG. 4 is a right side elevational view, the left side being a mirror image thereof;
FIG. 5 is a top plan view thereof; and,
FIG. 6 is a bottom plan view thereof.

[56] **References Cited**
U.S. PATENT DOCUMENTS
D. 81,246 5/1930 Larsen D19/56
D. 195,750 7/1963 Rösler et al. D19/51
D. 323,529 1/1992 Rousseau D19/56 R
D. 330,217 10/1992 Booker D19/57 X



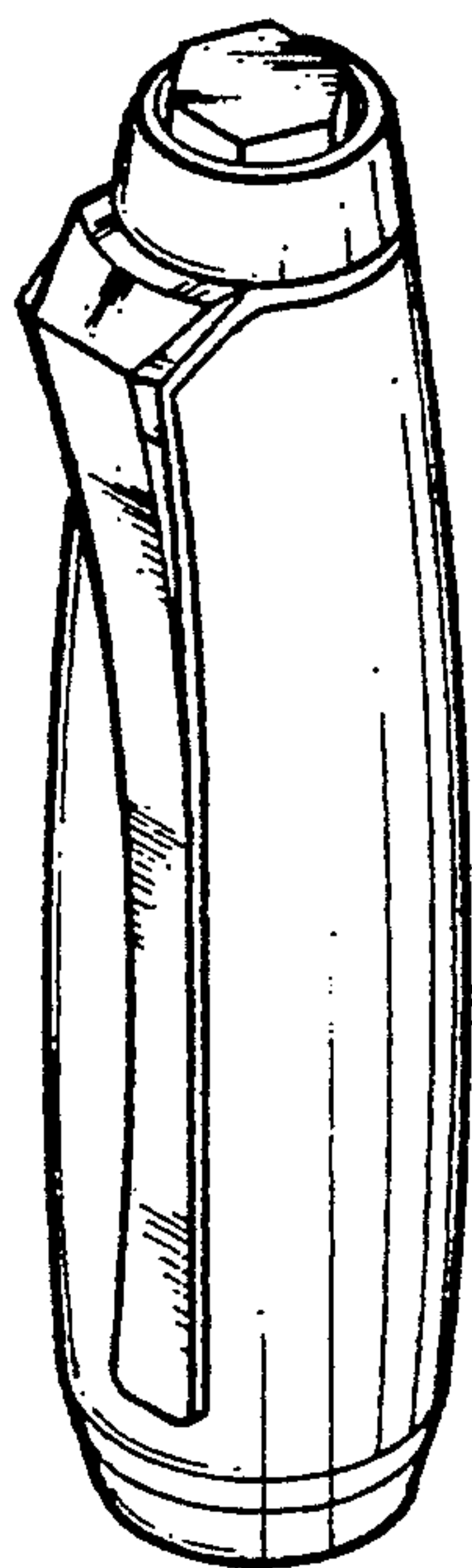


Fig. 1

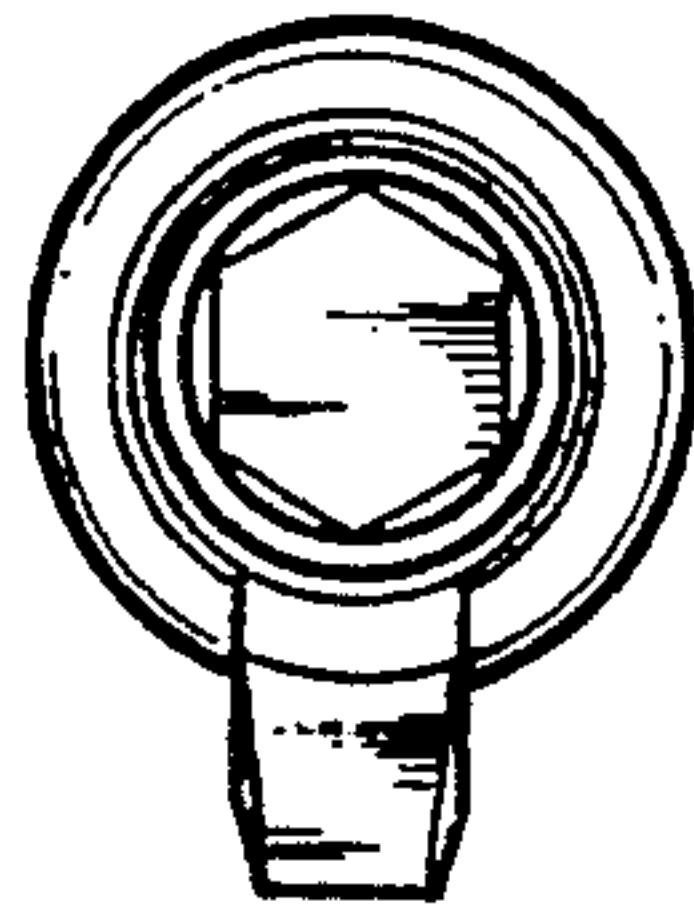


Fig. 5




Fig. 3



Fig. 2



Fig. 4




Fig. 6