



US00D353615S

United States Patent [19]

[11] Patent Number: **Des. 353,615**

Agata et al.

[45] Date of Patent: **** Dec. 20, 1994**

[54] **TONER CONTAINER FOR COPYING MACHINE**

[75] Inventors: **Nobuyuki Agata, Soka; Toshiaki Nagashima, Kawasaki, both of Japan**

[73] Assignee: **Canon Kabushiki Kaisha, Tokyo, Japan**

[**] Term: **14 Years**

[21] Appl. No.: **952,775**

[22] Filed: **Sep. 29, 1992**

[30] **Foreign Application Priority Data**

Apr. 17, 1992 [JP] Japan 4-11543

[52] U.S. Cl. **D18/43; D18/40**

[58] Field of Search 141/1; 118/653, 657; 222/DIG. 1, 166, 240, 325, 541; 355/200, 245, 260; D18/43, 40, 22

[56] **References Cited**

U.S. PATENT DOCUMENTS

- D. 298,257 10/1988 Masaki D18/43
- D. 308,886 6/1990 Aoyama D18/43
- D. 310,683 9/1990 Aoyama D18/43

- D. 312,269 11/1990 Komada et al. D18/43
- D. 312,270 11/1990 Komada et al. D18/43
- D. 312,271 11/1990 Komada et al. D18/43
- D. 319,464 8/1991 Takahashi et al. D18/43
- D. 319,658 9/1991 Yamamoto et al. D18/43
- D. 329,659 9/1992 Mizukami et al. D18/43
- D. 329,868 9/1992 Sakaguchi et al. D18/43
- D. 333,833 3/1993 Yamamoto et al. D18/43

Primary Examiner—Alan P. Douglas
Assistant Examiner—Caron D. Veynar
Attorney, Agent, or Firm—Fitzpatrick, Cella, Harper & Scinto

[57] **CLAIM**

The ornamental design for a toner container for copying machine, as shown and described.

DESCRIPTION

FIG. 1 is a front elevational view of a toner container for copying machine showing our new design; FIG. 2 is a rear elevational view thereof; FIG. 3 is a top plan view thereof; FIG. 4 is a bottom plan view thereof; FIG. 5 is a left side elevational view thereof; FIG. 6 is a right side elevational view thereof; and, FIG. 7 is a perspective view thereof.

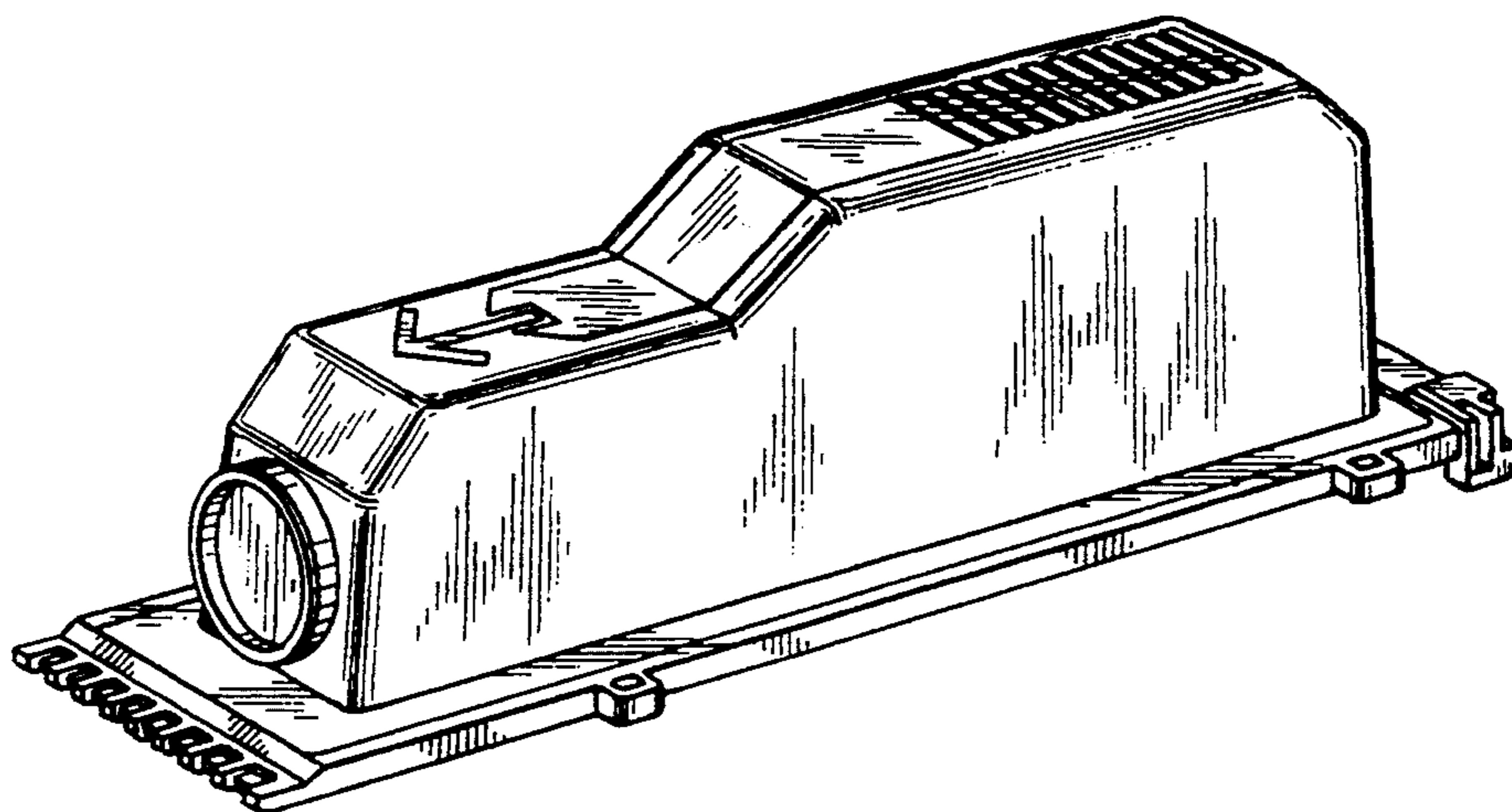


FIG. 1




FIG. 2

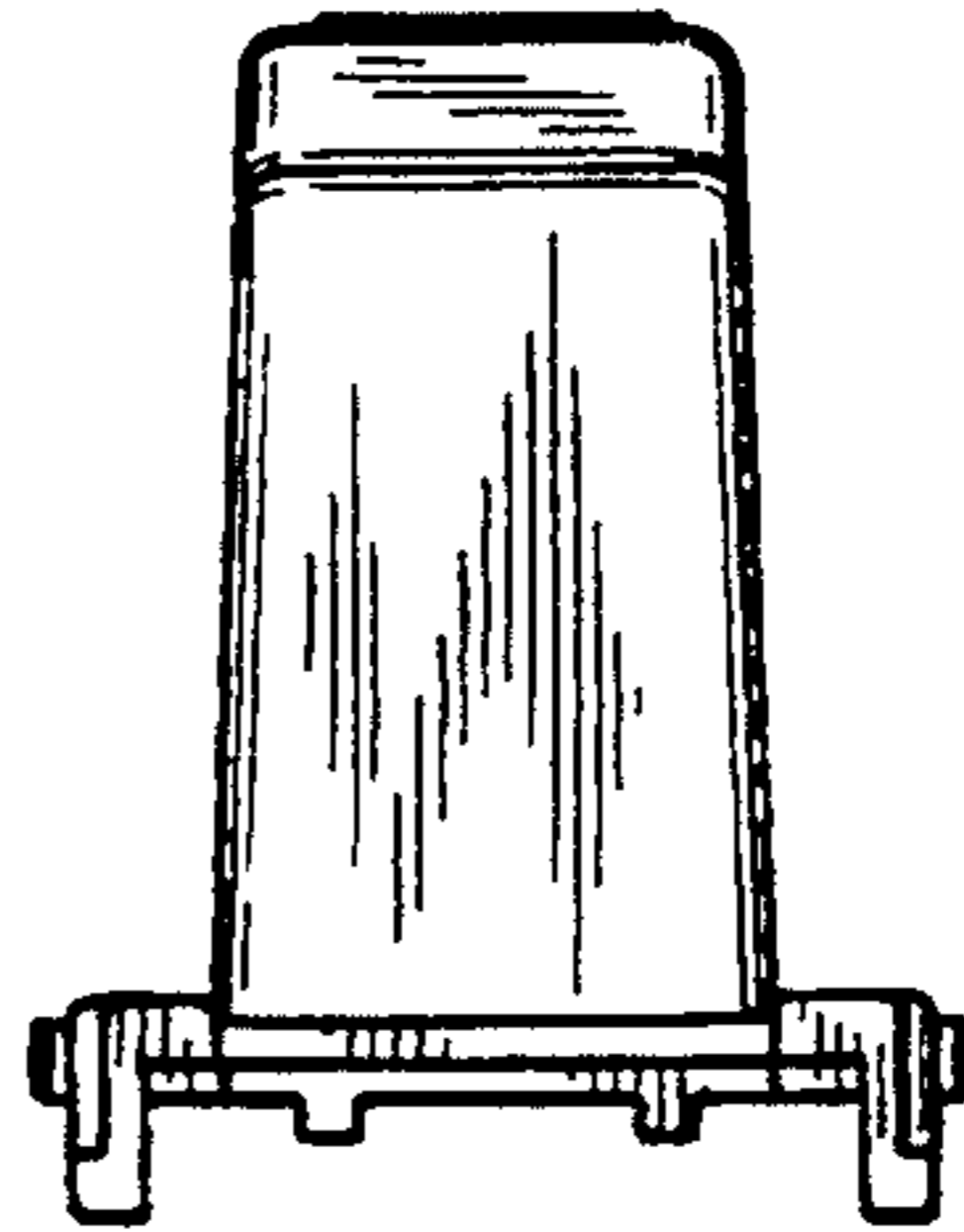


FIG. 3

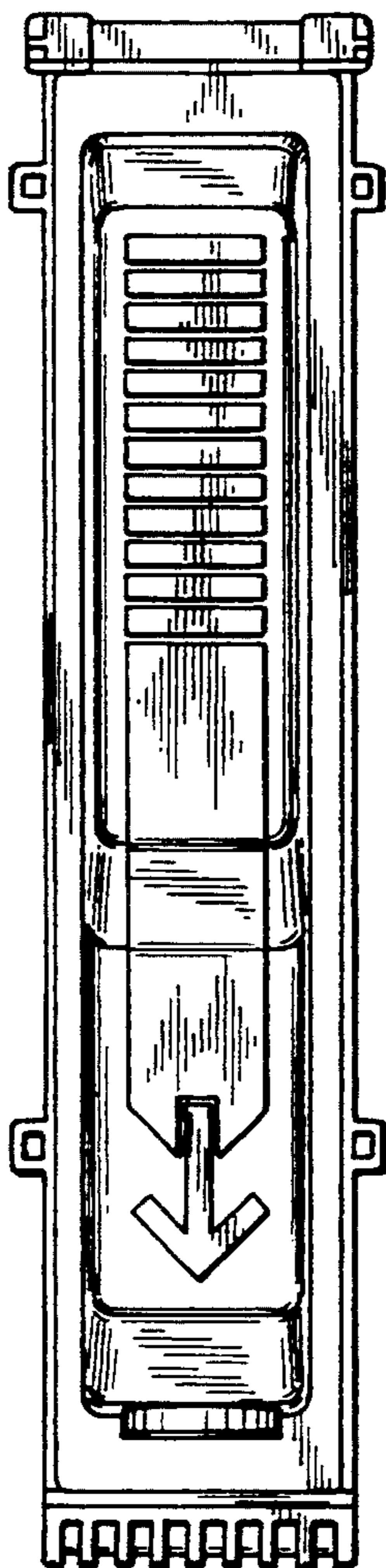


FIG. 4

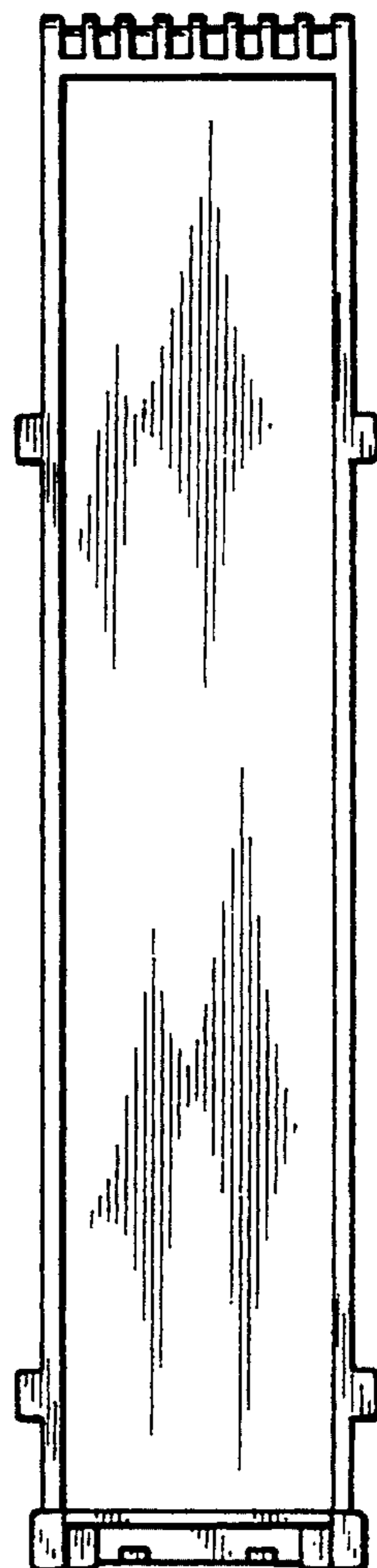


FIG. 5

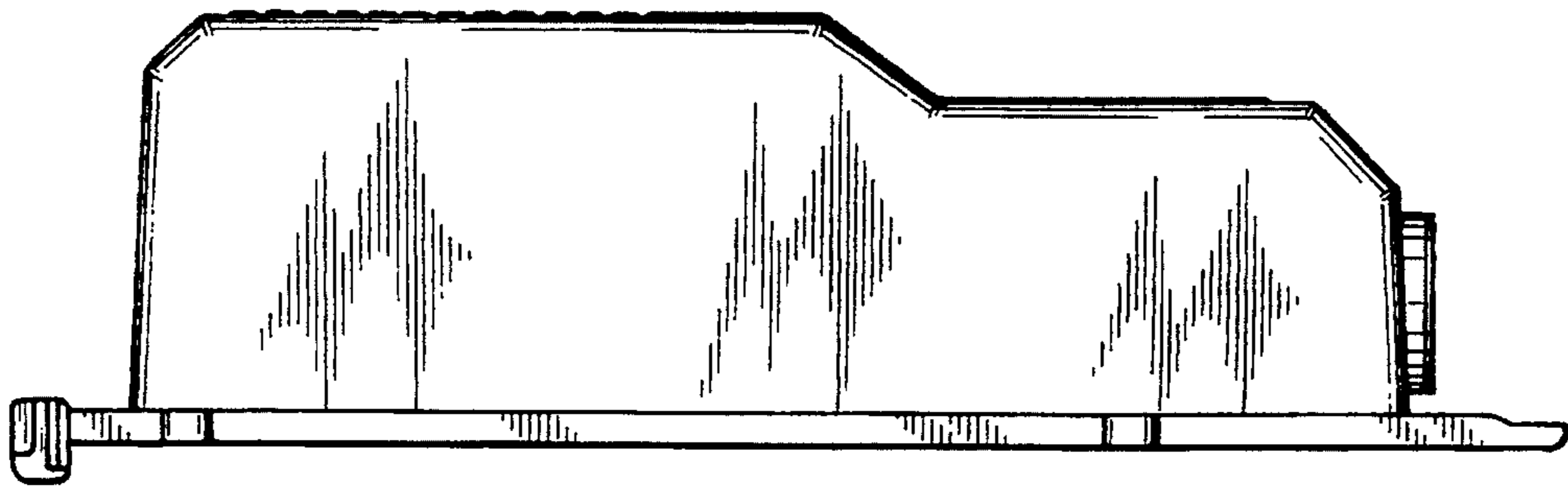


FIG. 6

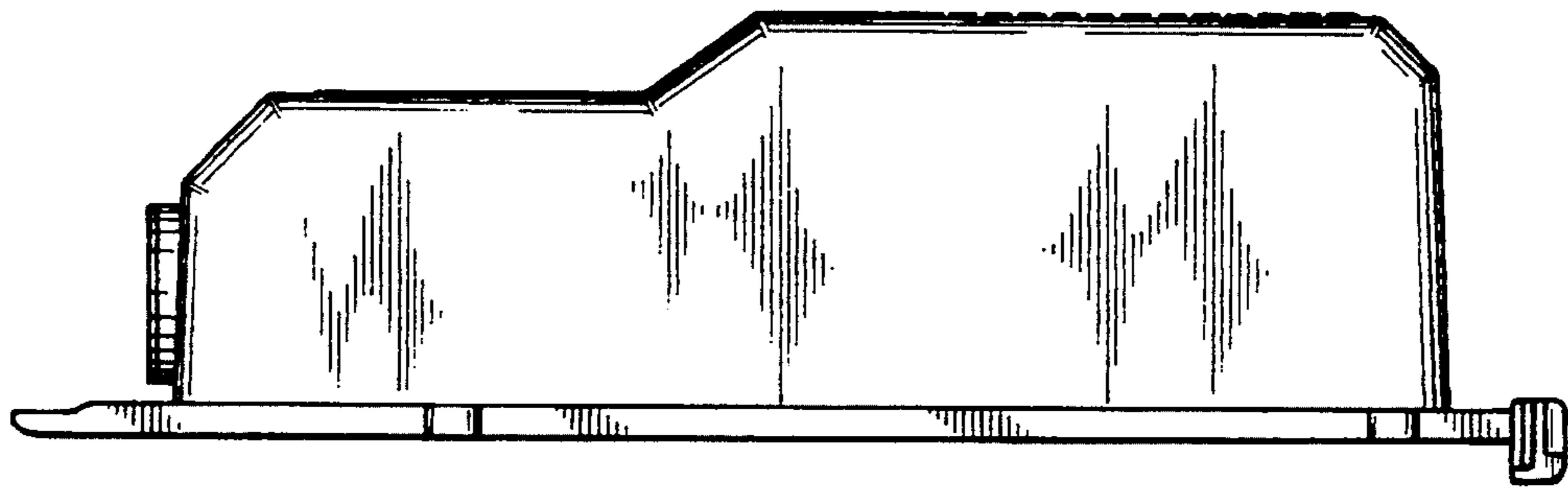


FIG. 7

