



US00D353614S

United States Patent [19]

[11] Patent Number: **Des. 353,614**

Ohno et al.

[45] Date of Patent: **** Dec. 20, 1994**

[54] **ELECTRONIC CALCULATOR HAVING THE FUNCTION OF TELEPHONE BOOK, ADDRESS BOOK, CALENDAR, SCHEDULE BOOK AND MEMO BOOK**

Primary Examiner—Alan P. Douglas
Assistant Examiner—Caron D. Veynar
Attorney, Agent, or Firm—Frishauf, Holtz, Goodman & Woodward

[75] Inventors: **Junji Ohno**, Tokyo; **Yukinori Ido**, Akishima, both of Japan

[57] **CLAIM**

The ornamental design for an electronic calculator having the function of telephone book, address book, calendar, schedule book and memo book, as shown and described.

[73] Assignee: **Casio Computer Co., Ltd.**, Tokyo, Japan

[**] Term: **14 Years**

DESCRIPTION

[21] Appl. No.: **903,870**

FIG. 1 is a front elevation view of an electronic calculator having the function of telephone book, address book, calendar, schedule book and memo book showing our new design;

[22] Filed: **Jun. 25, 1992**

[52] U.S. Cl. **D18/7; D14/100; D18/2**

FIG. 2 is a right side elevation view thereof;

FIG. 3 is a left side elevation view thereof;

[58] Field of Search **200/5 A; 235/10, 1 R, 235/61 R; 364/706-710; D18/1, 2, 6, 7, 11; D14/100, 105, 106, 107**

FIG. 4 is a top plan view thereof;

FIG. 5 is a bottom plan view thereof;

FIG. 6 is a rear elevation view thereof;

FIG. 7 is a perspective view thereof;

[56] **References Cited**

U.S. PATENT DOCUMENTS

- D. 309,601 7/1990 Sawada et al. D18/7 X
- D. 324,513 3/1992 Sakaguchi et al. D18/7 X
- D. 325,571 4/1992 Sakaguchi et al. D14/100
- D. 327,493 6/1992 Hayashi D18/2
- D. 328,090 7/1992 Ido D18/2

FIG. 8 is a front view thereof with its cover closed;

FIG. 9 is a right side elevation view thereof with its cover closed;

FIG. 10 is a top plan view thereof with its cover closed; and,

FIG. 11 is a perspective view thereof with its cover closed.




FIG. 3



FIG. 1




FIG. 2



FIG. 4



FIG. 5



FIG. 6

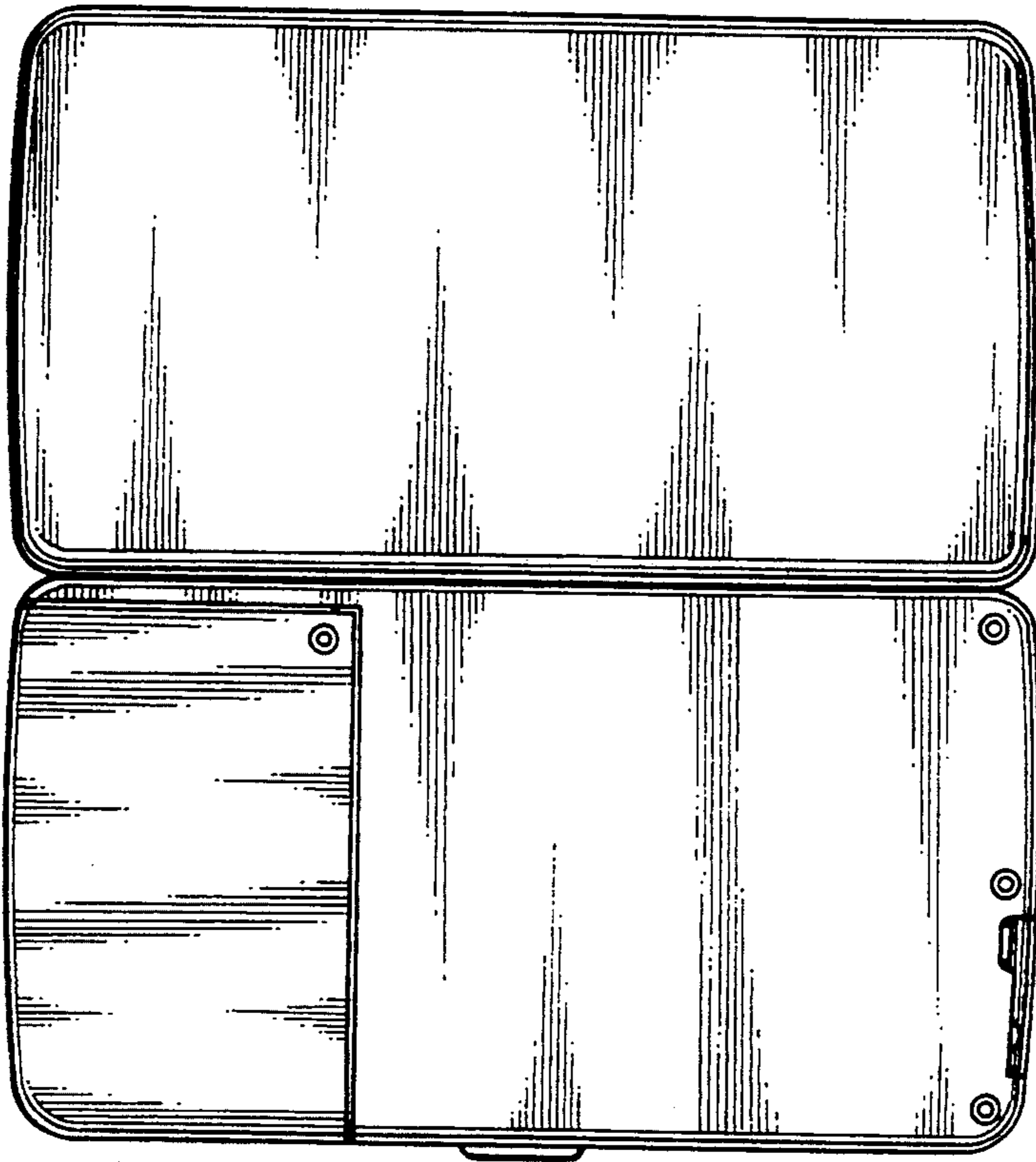


FIG. 8




FIG. 9

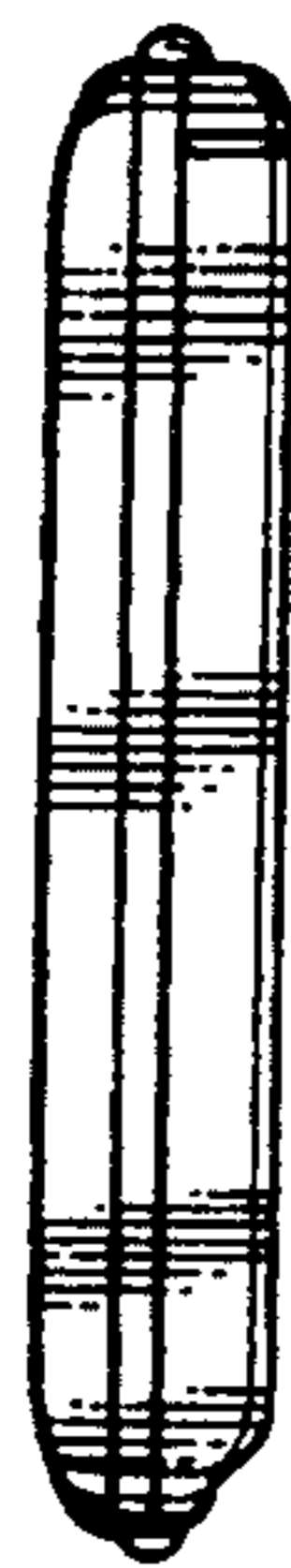


FIG. 10



FIG. 7




FIG. 11

