



US00D353596S

# United States Patent [19]

[11] Patent Number: **Des. 353,596**

Usami et al.

[45] Date of Patent: **\*\* Dec. 20, 1994**

[54] **REMOTE CONTROLLER FOR TELEVISION SET**

D. 329,238 9/1992 Grasso et al. .... D14/218  
D. 341,837 11/1993 Curbbum ..... D14/218  
D. 342,260 12/1993 Sakata ..... D14/218

[75] Inventors: **Seiji Usami; Tomitaro Saito; Hisae Kasakura**, all of Tochigi, Japan

### OTHER PUBLICATIONS

Design 476, Aug. 1988, P. 25, Top right-remote controls.

[73] Assignee: **Sharp Kabushiki Kaisha**, Osaka, Japan

*Primary Examiner*—Theodore M. Shooman  
*Attorney, Agent, or Firm*—Nixon & Vanderhye

[\*\*] Term: **14 Years**

[21] Appl. No.: **8,732**

### [57] CLAIM

[22] Filed: **May 4, 1993**

The ornamental design for a remote controller for television set, as shown and described.

### [30] Foreign Application Priority Data

Nov. 4, 1992 [JP] Japan ..... 4-032426

### DESCRIPTION

[52] U.S. Cl. .... **D14/218**

FIG. 1 is a top, front and right side perspective view of a remote controller for a television set according to our design;

[58] Field of Search ..... 358/194.1;  
455/151.1-151.4, 352-355; D14/124, 217-218,  
299; D10/104, 106; D13/168

FIG. 2 is a top plan view thereof;

FIG. 3 is a front elevational view thereof;

FIG. 4 is a right side elevational view thereof;

FIG. 5 is a rear elevational view thereof;

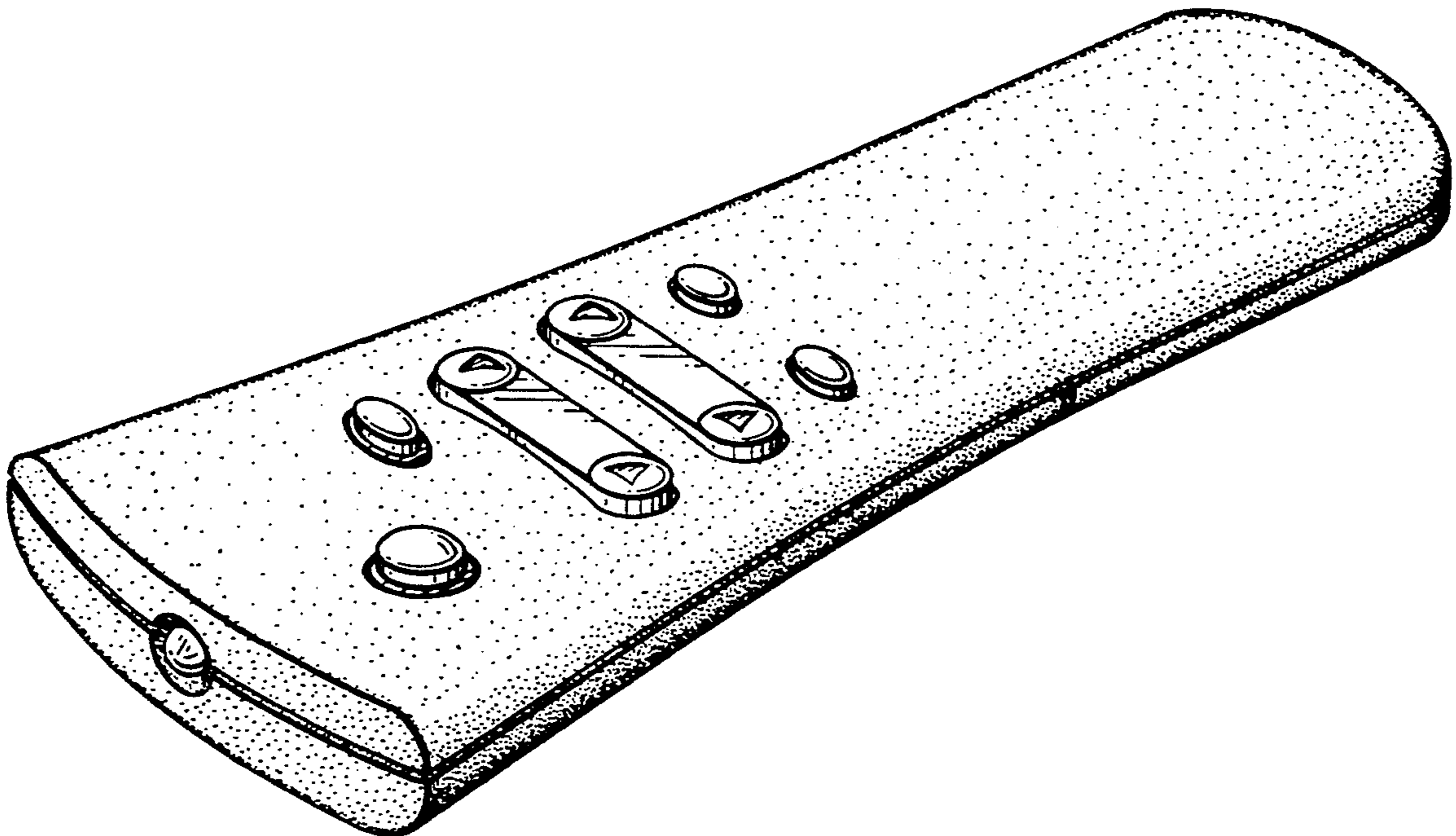
FIG. 6 is a left side elevational view thereof; and,

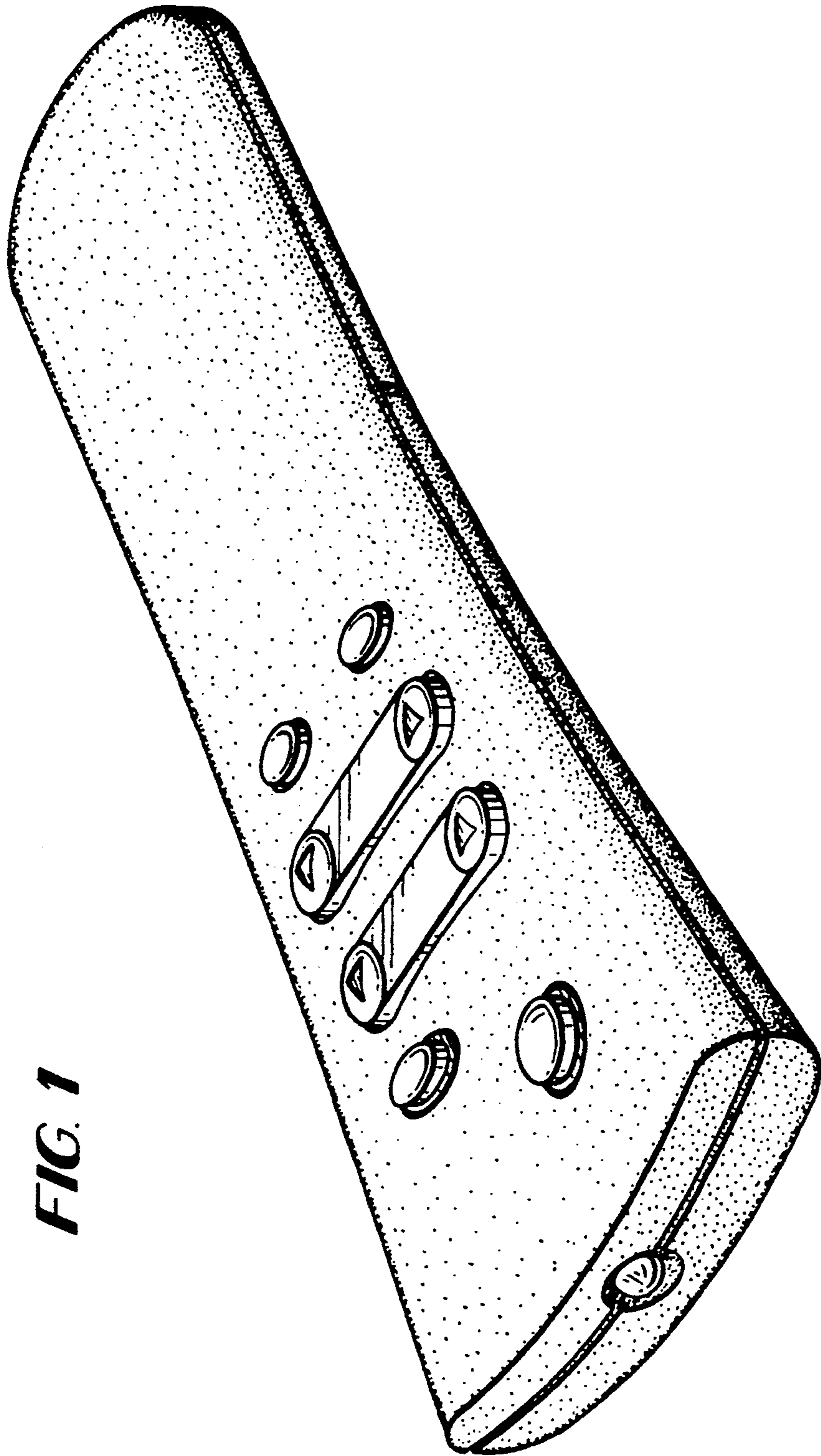
FIG. 7 is a bottom plan view thereof.

### [56] References Cited

#### U.S. PATENT DOCUMENTS

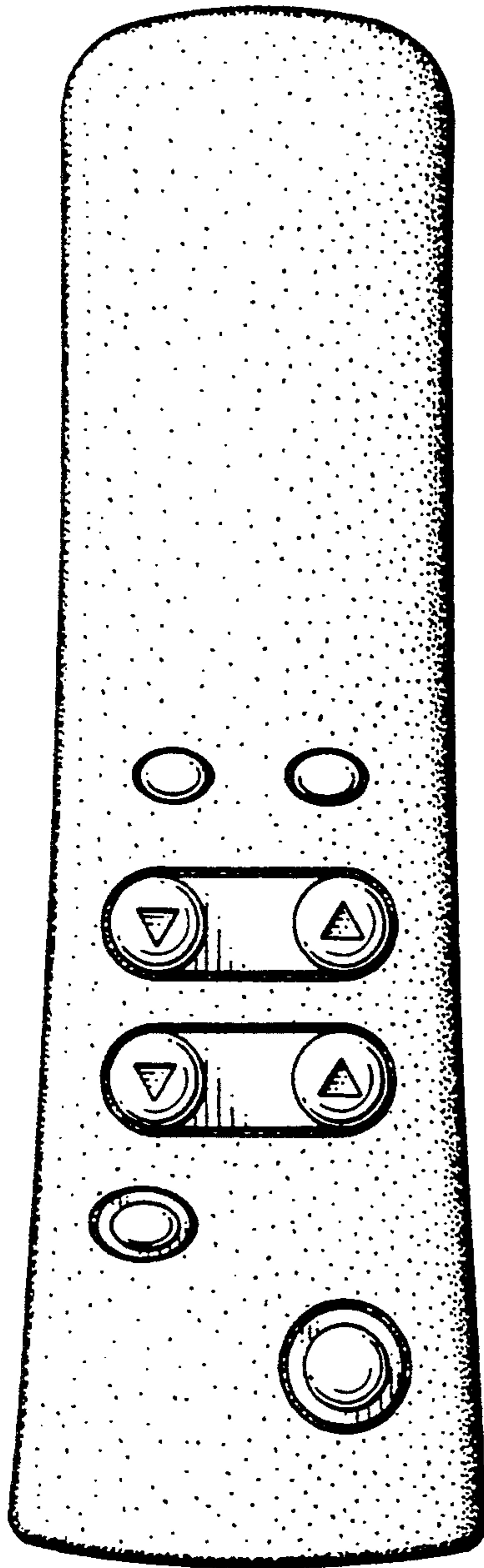
D. 219,028 10/1970 Camarillo et al. .... D14/218  
D. 275,754 10/1984 Matsuda et al. .... D14/218



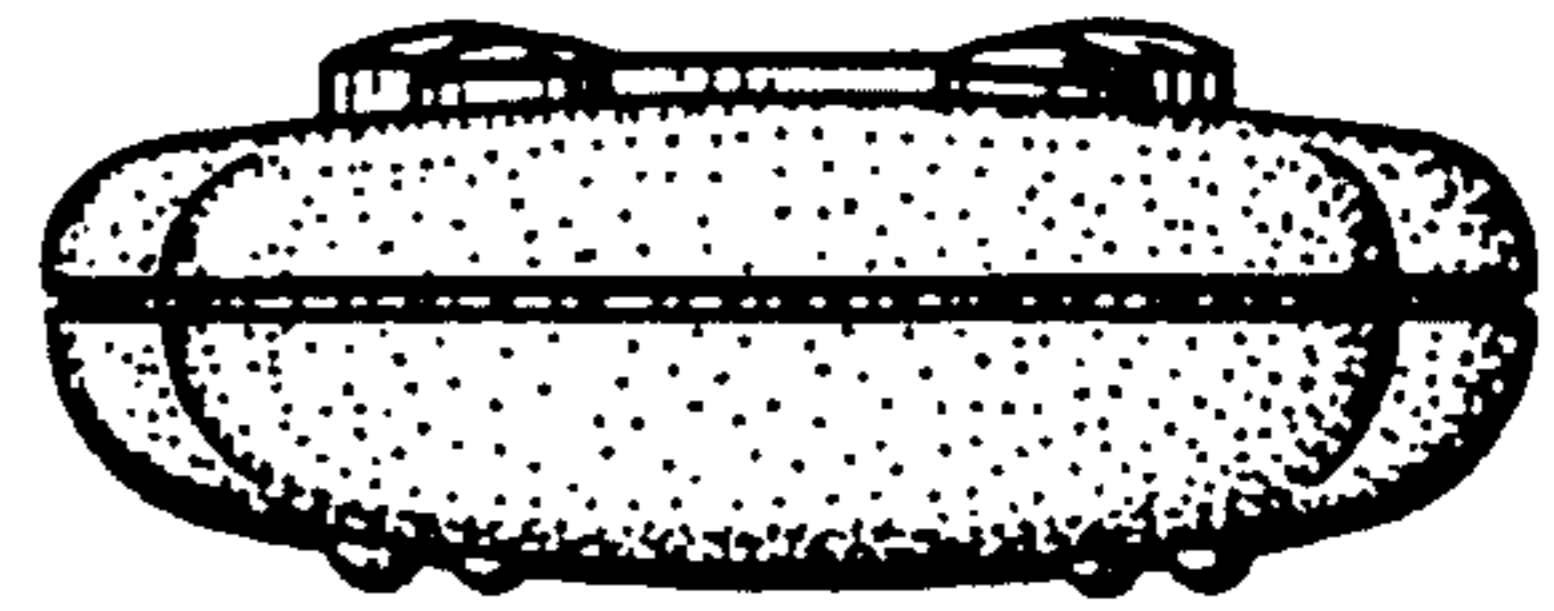


**FIG. 1**


**FIG. 2**




**FIG. 5**

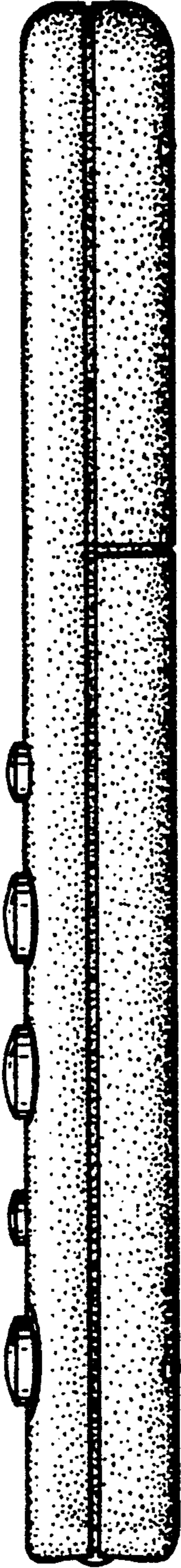


**FIG. 7**

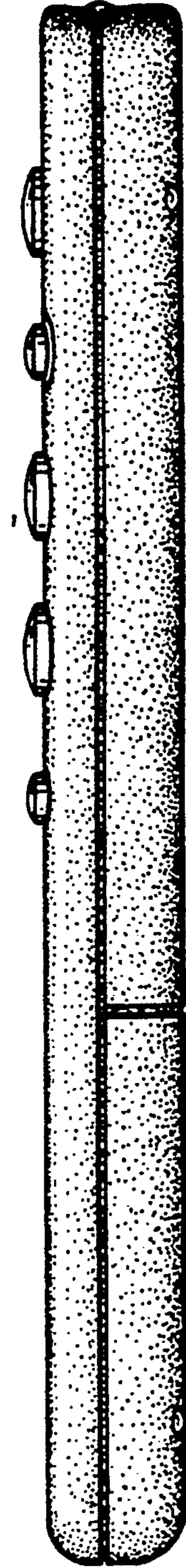


**FIG. 3**





**FIG. 4**



**FIG. 6**