



US00D353595S

United States Patent [19]

[11] Patent Number: **Des. 353,595**

Scheid

[45] Date of Patent: **** Dec. 20, 1994**

[54] **SELECTIVE CALL RECEIVER**

[75] Inventor: **William J. Scheid**, Coral Springs, Fla.

[73] Assignee: **Motorola, Inc.**, Schaumburg, Ill.

[**] Term: **14 Years**

[21] Appl. No.: **12,816**

[22] Filed: **Sep. 10, 1993**

[52] U.S. Cl. **D14/191**

[58] Field of Search 455/90, 92, 100, 299; 340/311.1; D14/124, 137, 163, 168, 171, 265, 188-198, 299

5,049,874 9/1991 Ushida et al. 340/311.1
 5,281,962 1/1994 Van Den Heuvel et al. ... 340/311.1

OTHER PUBLICATIONS

British Telecommunications Engineering, vol. 8, Jan. 1990, p. 270, series 1200 radiopagers.

Primary Examiner—Alan P. Douglas
Assistant Examiner—Jeffrey Asch
Attorney, Agent, or Firm—D. Andrew Floam; Michael J. DeLuca

[56] **References Cited**
U.S. PATENT DOCUMENTS

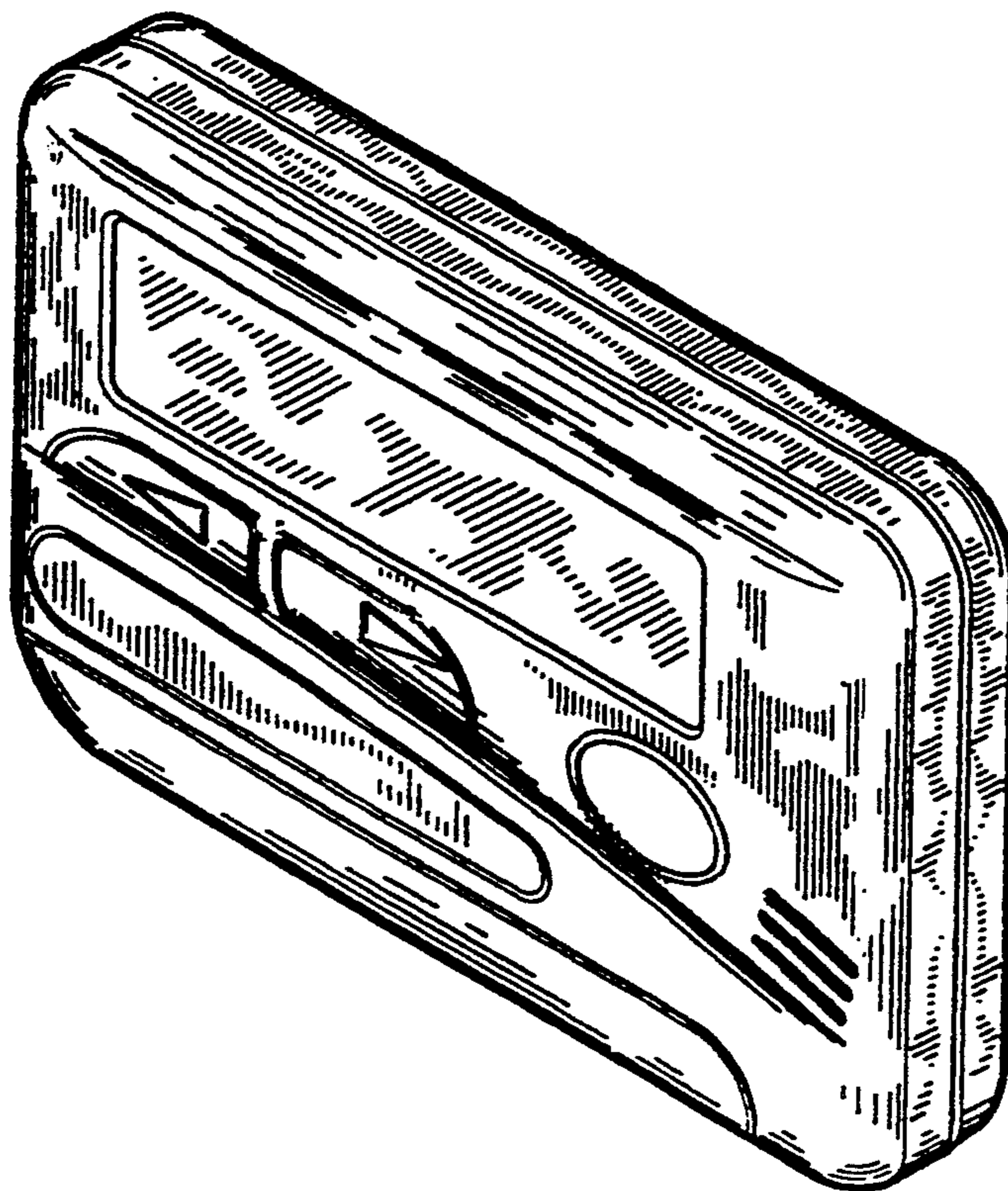
| | | | |
|------------|---------|----------------------|---------|
| D. 322,464 | 12/1991 | Scheid et al. . | |
| D. 325,913 | 5/1992 | Takahashi | D14/191 |
| D. 326,094 | 5/1992 | Muraki et al. | D14/191 |
| D. 326,264 | 5/1992 | Bouhuys | D14/191 |
| D. 327,066 | 6/1992 | Scheid et al. | D14/191 |
| D. 327,267 | 6/1992 | Scheid et al. . | |
| D. 338,465 | 8/1993 | Hayasaka et al. | D14/191 |
| D. 342,736 | 12/1993 | Scheid et al. | D14/191 |
| D. 344,947 | 3/1994 | Scheid et al. | D14/191 |
| D. 346,167 | 4/1994 | Hyvönen | D14/191 |

[57] CLAIM

The ornamental design for a selective call receiver, as shown and described.

DESCRIPTION

FIG. 1 is a front elevational view of the preferred embodiment of a selective call receiver showing my new design;
 FIG. 2 is a right side elevational view thereof;
 FIG. 3 is a top plan view thereof;
 FIG. 4 is a bottom plan view thereof;
 FIG. 5 is a rear elevational view thereof;
 FIG. 6 is a left side elevational view thereof; and,
 FIG. 7 is a top, front, and right side perspective view thereof.



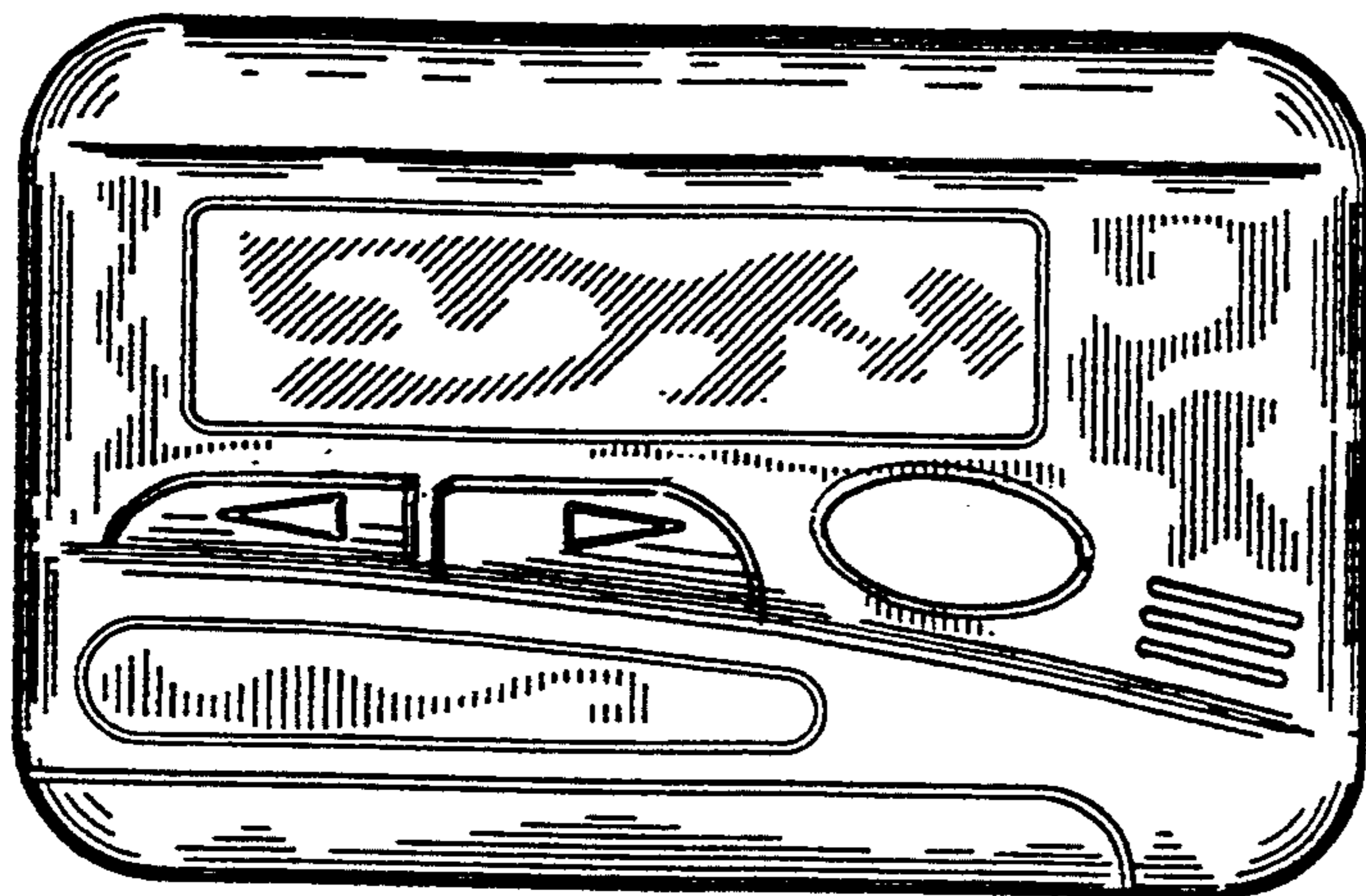


FIG. 1




FIG. 2




FIG. 3




FIG. 4

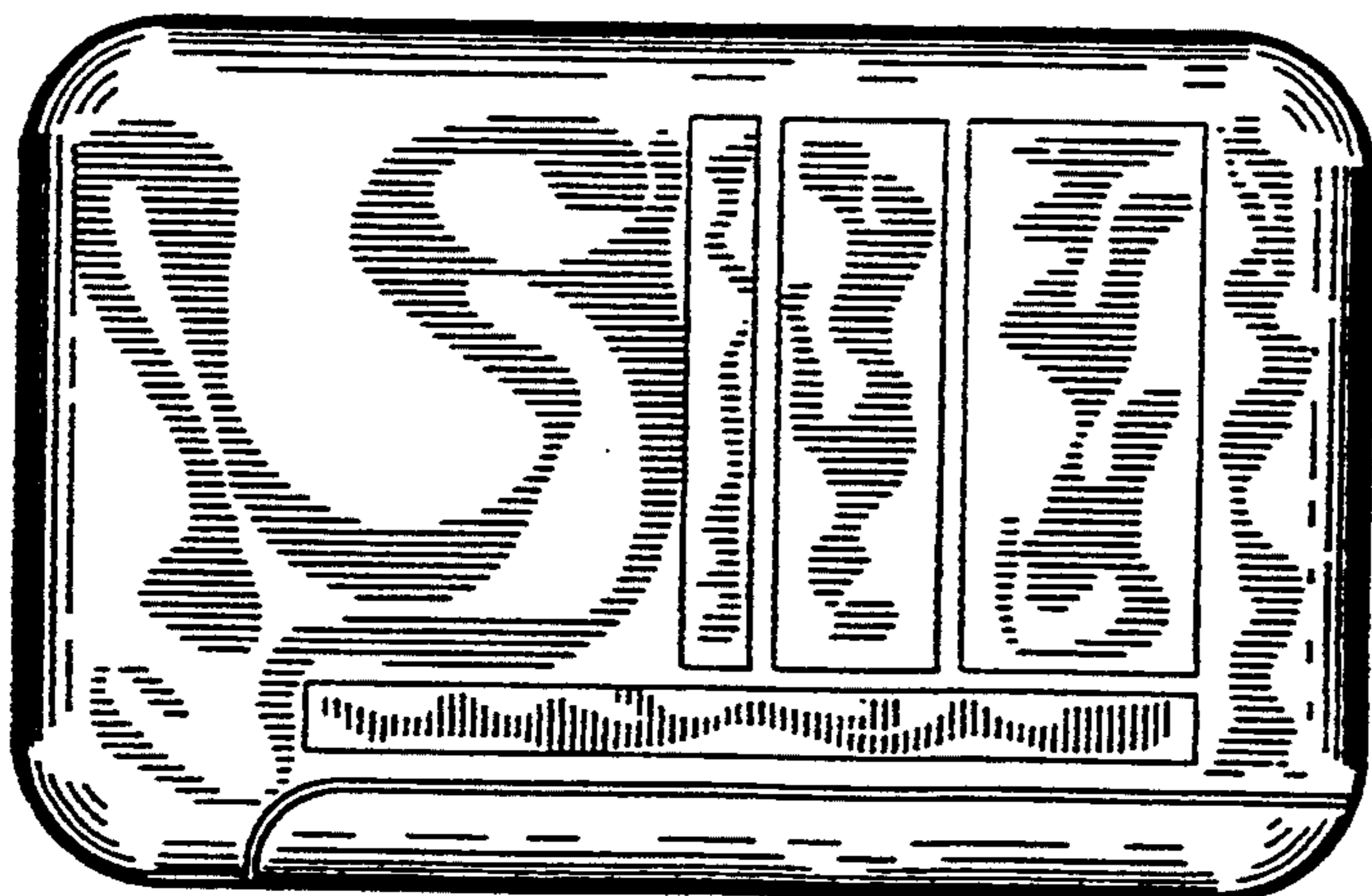


FIG. 5




FIG. 6

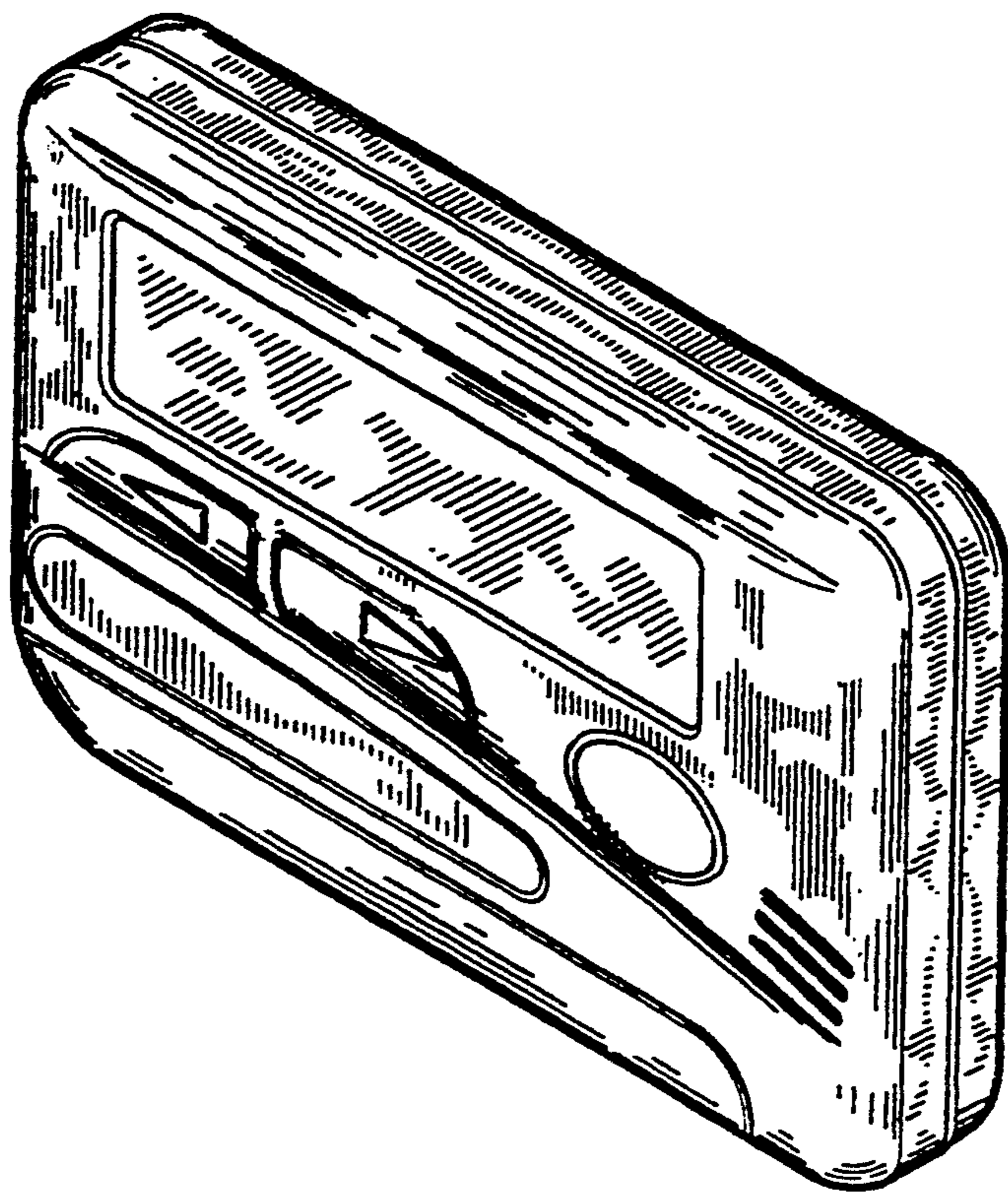


FIG. 7