



US00D353587S

**United States Patent** [19] **Taylor**

[11] **Patent Number: Des. 353,587**  
[45] **Date of Patent: \*\* Dec. 20, 1994**

[54] **PORTABLE TELEPHONE**  
[75] **Inventor: Terrance N. Taylor, Barrington, Ill.**  
[73] **Assignee: Motorola Inc., Schaumburg, Ill.**  
[\*] **Notice: The portion of the term of this patent subsequent to Feb. 1, 2008 has been disclaimed.**  
[\*\*] **Term: 14 Years**  
[21] **Appl. No.: 948,703**  
[22] **Filed: Sep. 15, 1992**

D. 315,565 3/1991 Taylor .  
D. 315,907 4/1991 Wong et al. .  
D. 316,859 5/1991 Wong et al. .  
D. 317,606 6/1991 Irie et al. .  
D. 319,233 8/1991 Konno et al. .... D14/147  
D. 319,441 8/1991 Konno et al. .  
D. 321,349 11/1991 Colida .  
D. 323,325 1/1992 Seki ..... D14/138  
D. 326,262 5/1992 Soren et al. .... D14/138  
D. 327,062 6/1992 Taylor et al. .... D14/138  
D. 334,568 4/1993 Giordano, Jr. et al. .... D14/138  
D. 334,746 4/1993 Novak ..... D14/148  
5,014,346 5/1991 Phillips et al. .

**Related U.S. Application Data**

[63] Continuation-in-part of Ser. No. 888,325, May 26, 1992, Pat. No. Des. 339,127, which is a continuation of Ser. No. 718,877, Jun. 21, 1991, abandoned.  
[52] **U.S. Cl. .... D14/138; D14/148**  
[58] **Field of Search ..... 379/58-61, 379/419-433, 428, 440; D14/137, 138, 140, 142, 147, 148, 240, 248**

**References Cited**

**U.S. PATENT DOCUMENTS**

D. 254,554 3/1980 Genaro et al. .  
D. 282,738 2/1986 Nichols ..... D14/138  
D. 300,742 4/1989 Soren et al. .  
D. 300,827 4/1989 Soren et al. .  
D. 302,689 8/1989 Murakami et al. .  
D. 304,189 10/1989 Nagele et al. .  
D. 305,427 1/1990 Soren et al. .  
D. 306,298 2/1990 Sawada et al. .  
D. 315,559 3/1991 Taylor et al. .

**OTHER PUBLICATIONS**

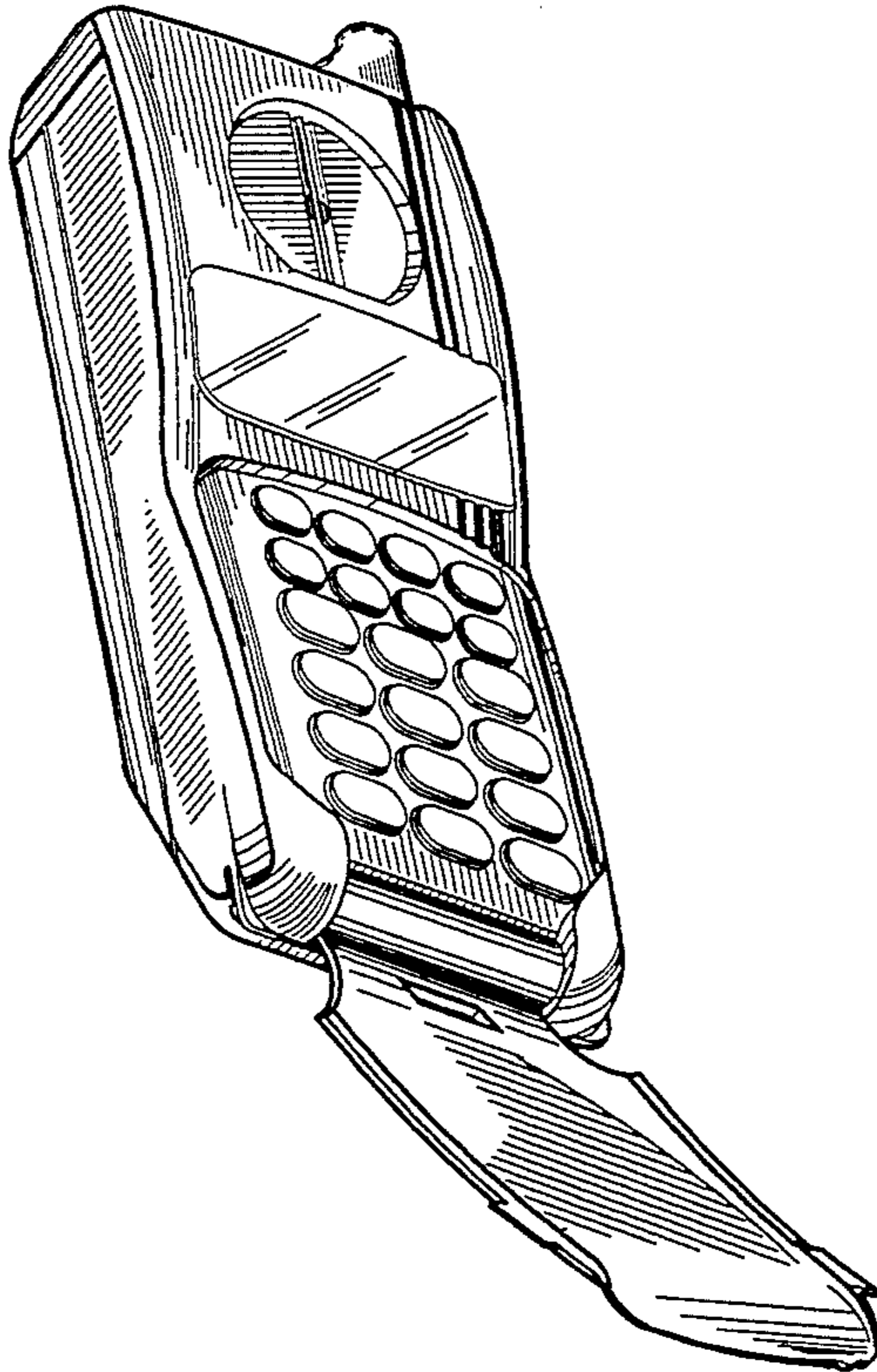
Electronics, Jun. 1990, Motorola adv.  
*Primary Examiner*—Alan P. Douglas  
*Assistant Examiner*—Jeffrey Asch  
*Attorney, Agent, or Firm*—Kirk W. Dailey

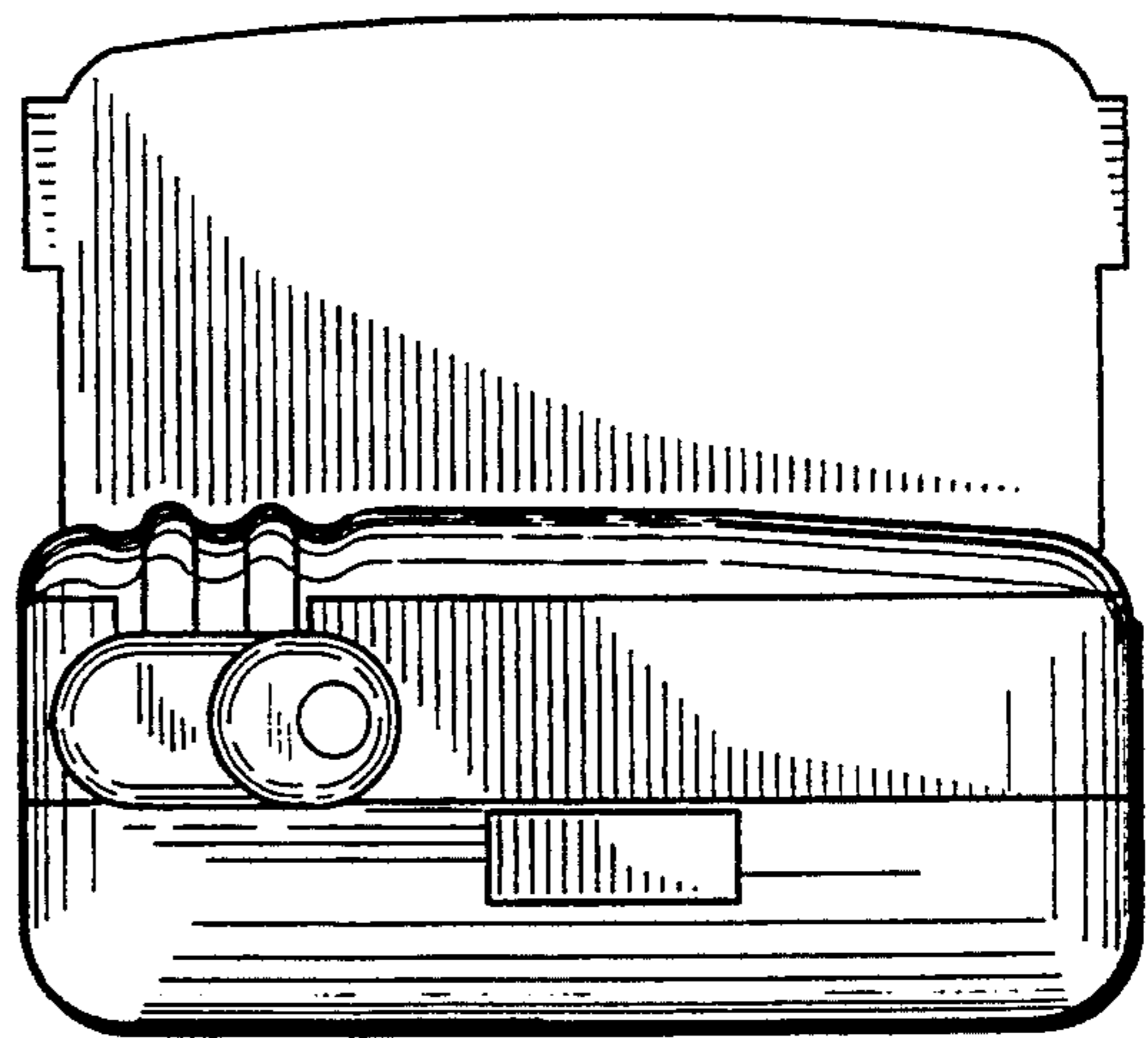

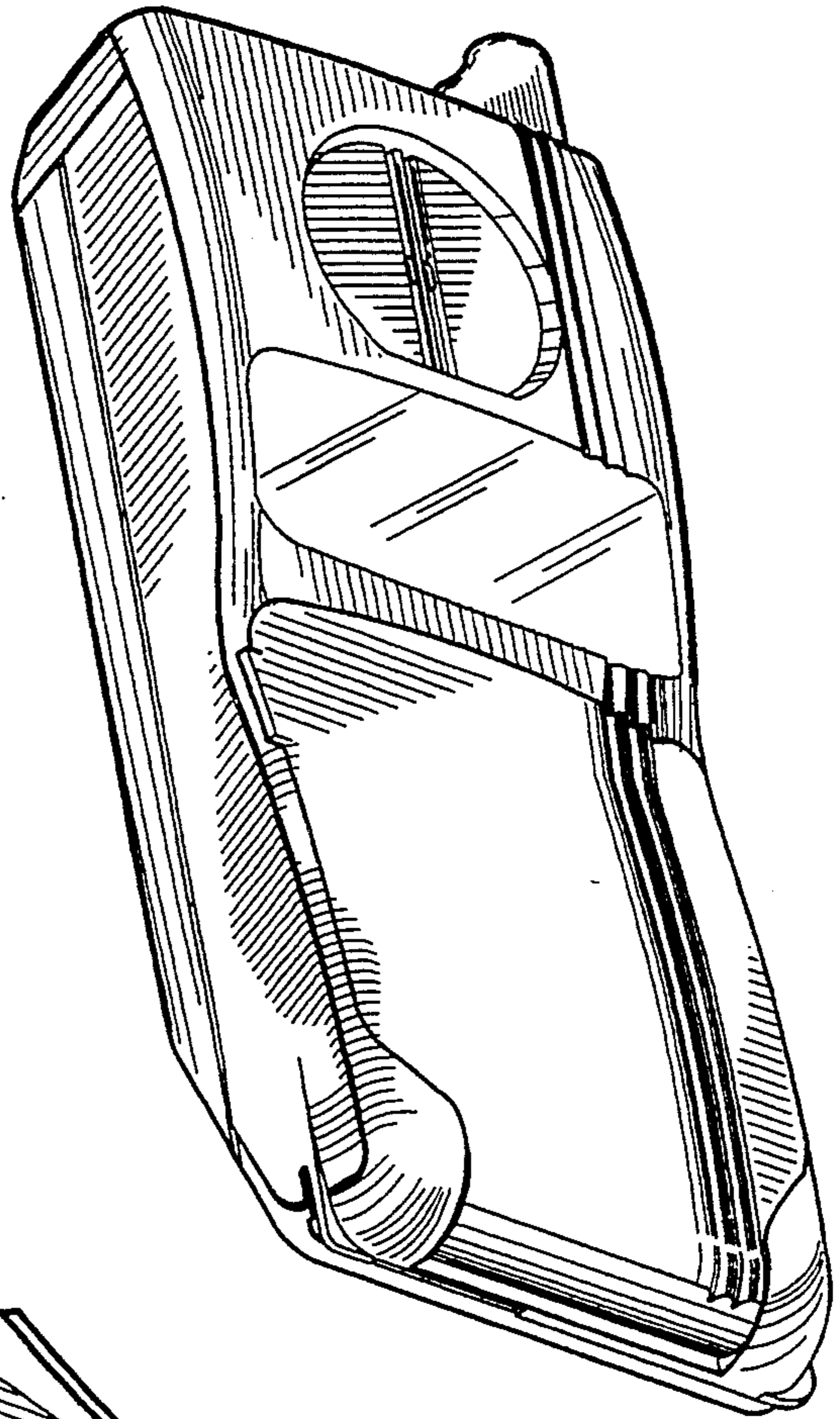
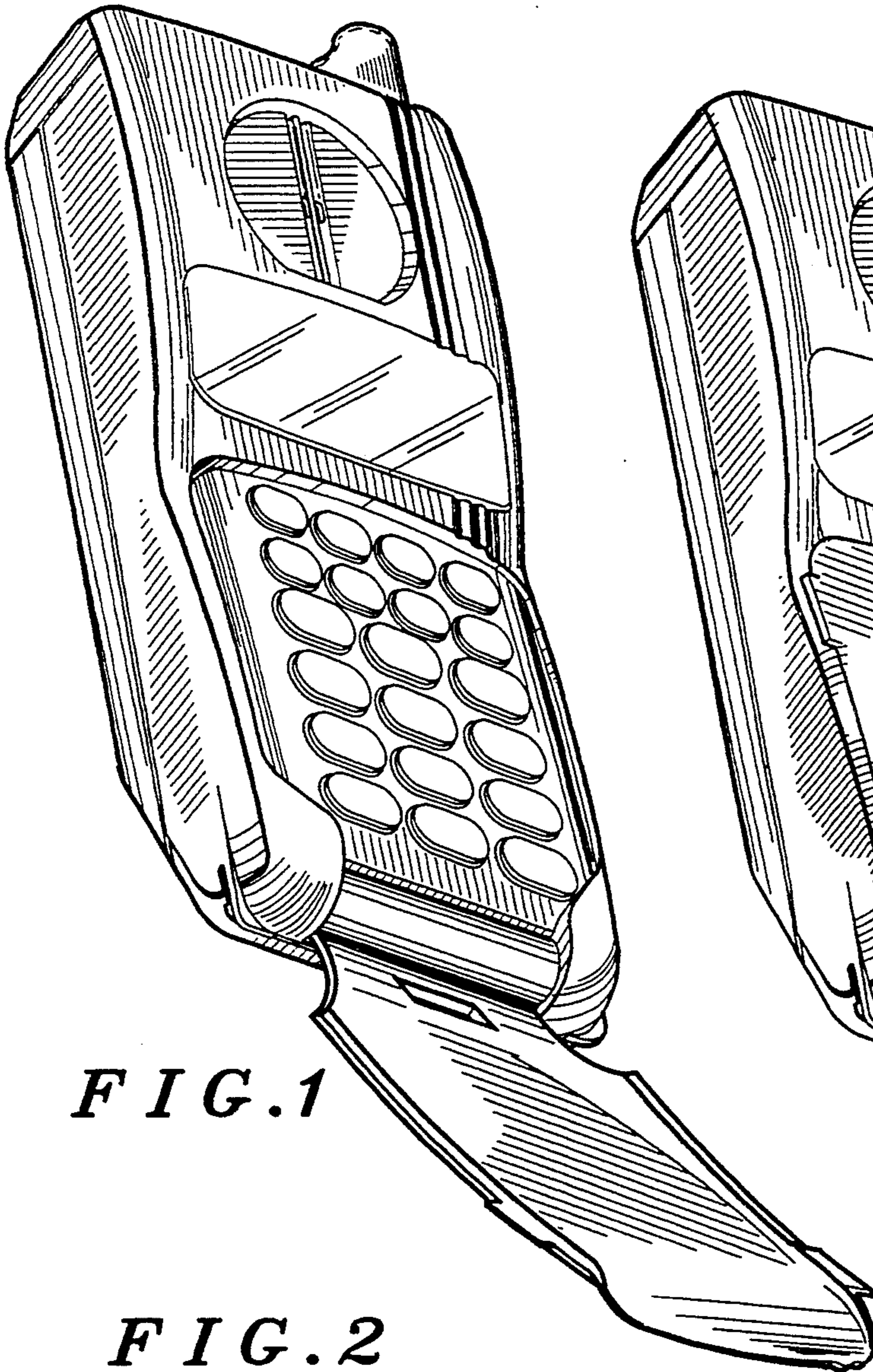
**CLAIM**

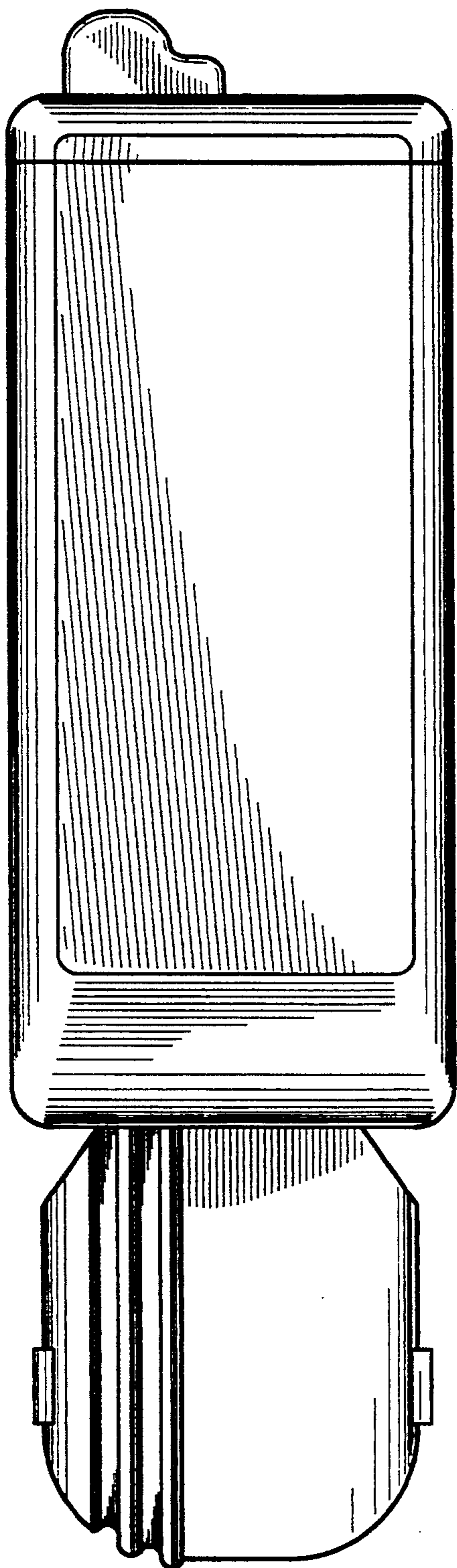
[57] The ornamental design for a portable telephone, as shown and described.

**DESCRIPTION**

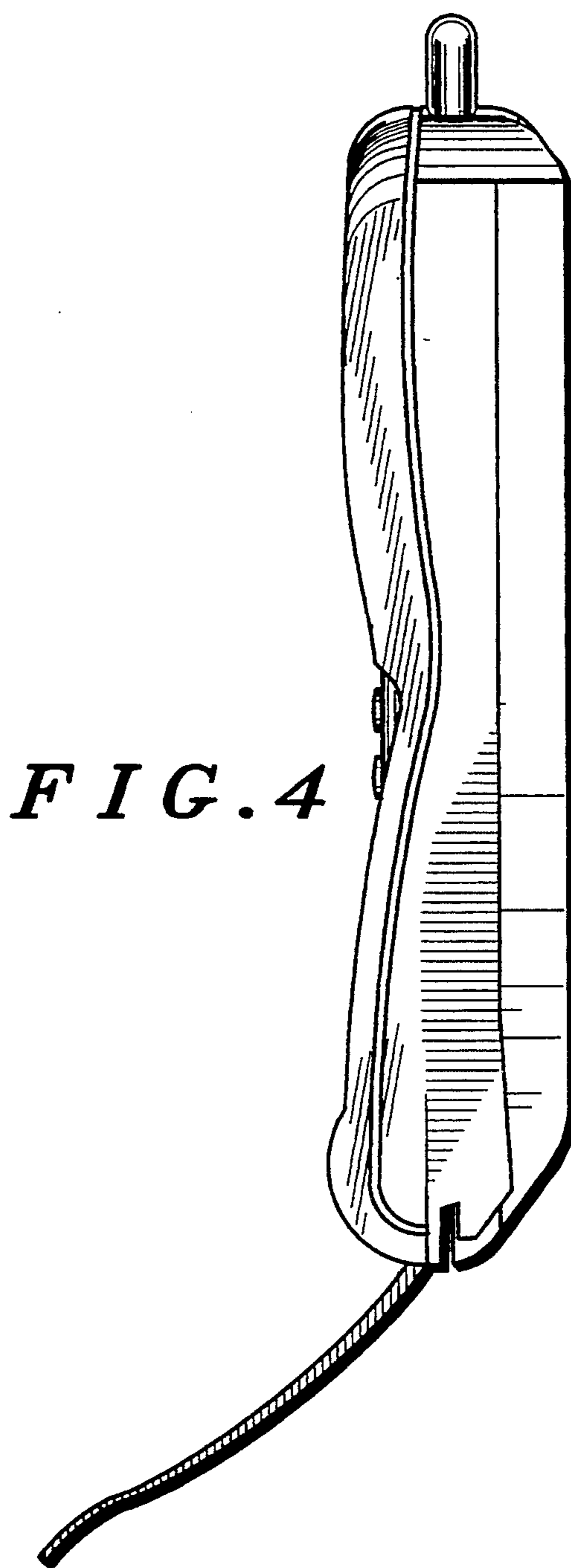
FIG. 1 is a front, top, and right side perspective view showing my new design for a portable telephone in an opened position;  
FIG. 2 is a front elevational view thereof;  
FIG. 3 is a rear elevational view thereof;  
FIG. 4 is a left elevational view thereof;  
FIG. 5 is a bottom plan view thereof; and,  
FIG. 6 is a front, top, and right side perspective view thereof in a closed position.







*FIG. 5*



*FIG. 4*