



US00D353573S

# United States Patent [19]

[11] Patent Number: **Des. 353,573**

Liveoak

[45] Date of Patent: **\*\* Dec. 20, 1994**

[54] **MULTIPURPOSE KAYAK PADDLE**

[76] Inventor: **Talmadge W. Liveoak**, 501 Brentwood Dr., Madison, Ala. 35758

[\*\*] Term: **14 Years**

[21] Appl. No.: **12,296**

[22] Filed: **Aug. 30, 1993**

[52] U.S. Cl. .... **D12/215; D21/239**

[58] Field of Search ..... **441/56, 55; 440/101; D12/215; D21/239**

[56] **References Cited**

**U.S. PATENT DOCUMENTS**

D. 186,252	9/1959	Roberts	.....	D12/215
2,745,119	5/1956	Whipple	.....	441/56
3,039,120	6/1962	Powell et al.	.....	441/56
4,233,925	11/1980	Proctor	.....	441/56
4,493,663	1/1985	Richmond	.....	441/56

*Primary Examiner*—Kay H. Chin  
*Attorney, Agent, or Firm*—Joseph H. Beumer

[57] **CLAIM**

The ornamental design for a multipurpose kayak paddle, as shown and described.

**DESCRIPTION**

FIG. 1 is a pictorial top view of my new multipurpose kayak paddle constructed in accordance with my new design;

FIG. 2 is a planar bottom view thereof;

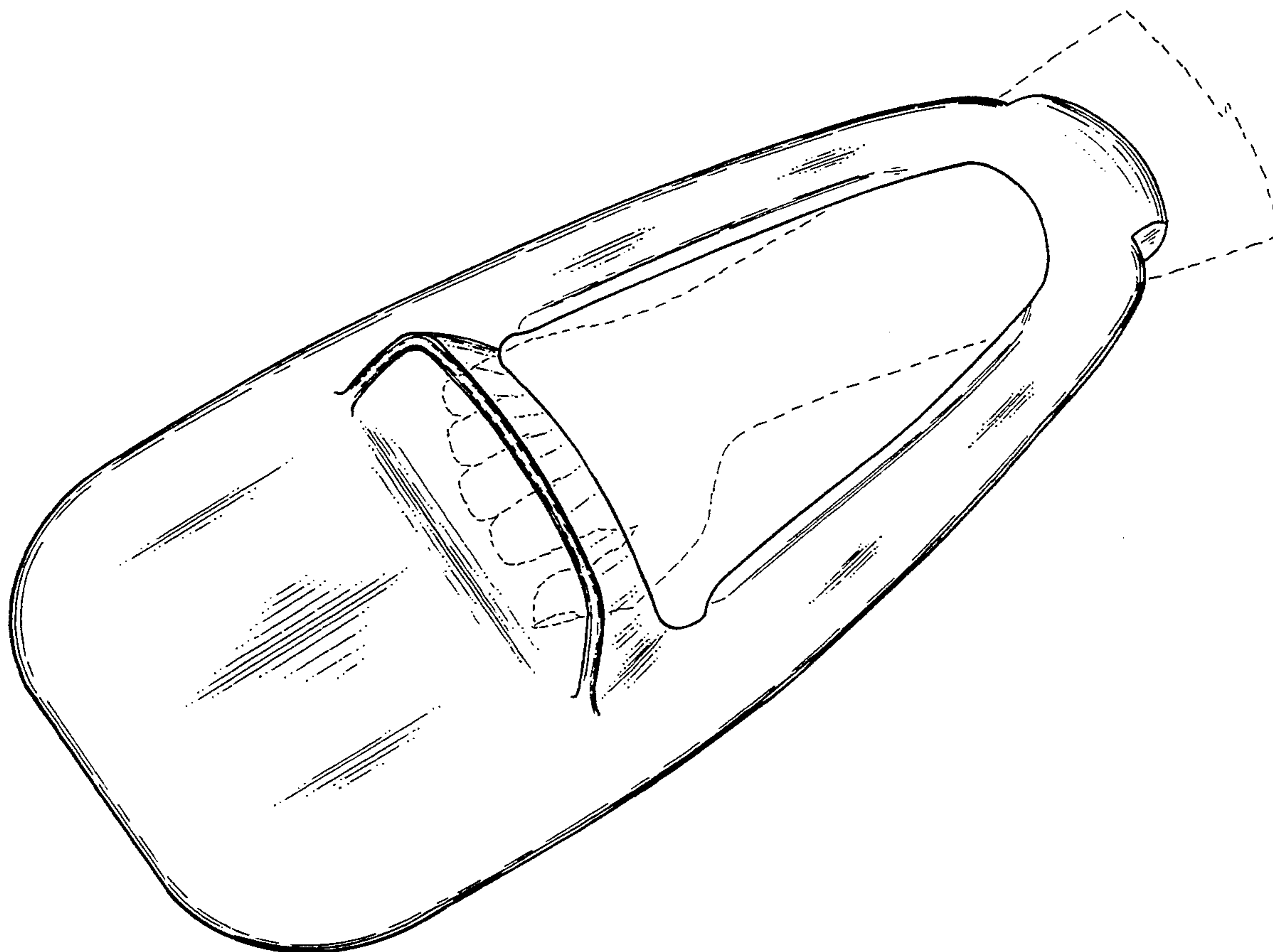
FIG. 3 is a planar top view thereof;

FIG. 4 is an elevational side view thereof;

FIG. 5 is an elevational front view thereof; and,

FIG. 6 is an elevational rear view thereof.

The dotted line representations of a human arm as shown in FIG. 1 is for illustrative purposes only and constitutes no part of my claimed design.



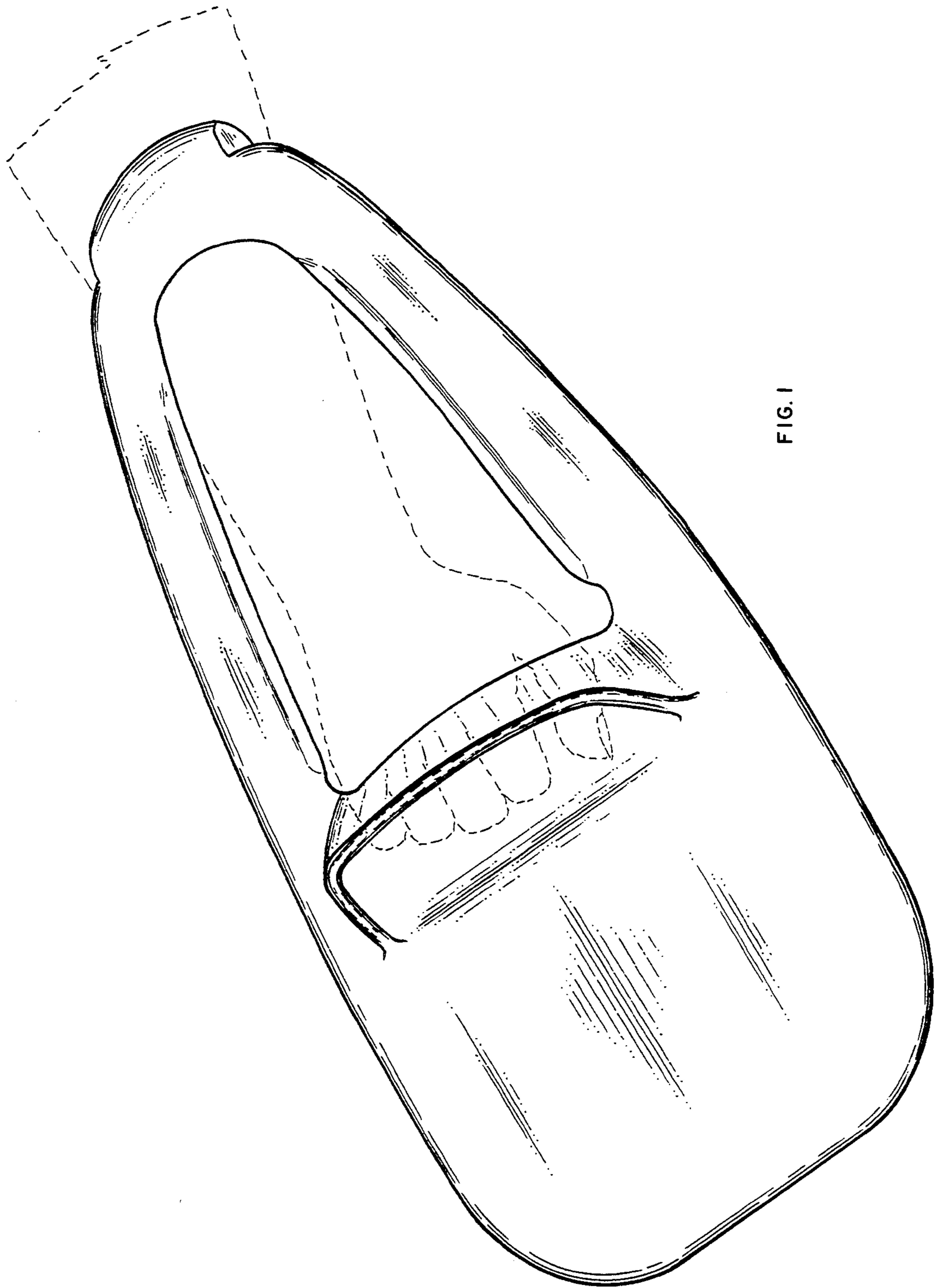


FIG. 1




FIG. 2




FIG. 3

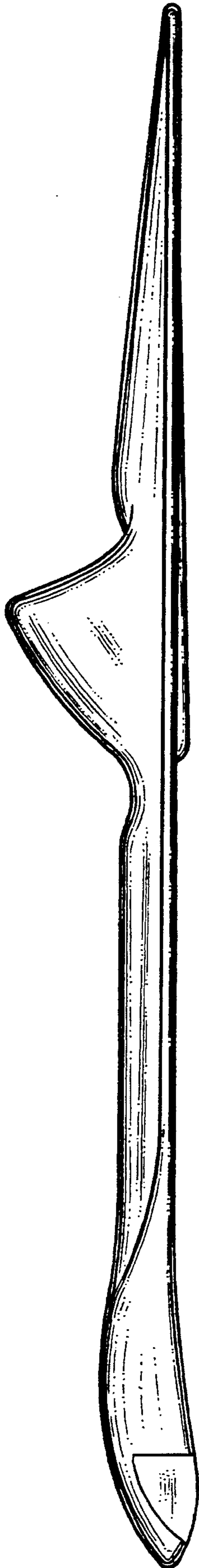


FIG. 4

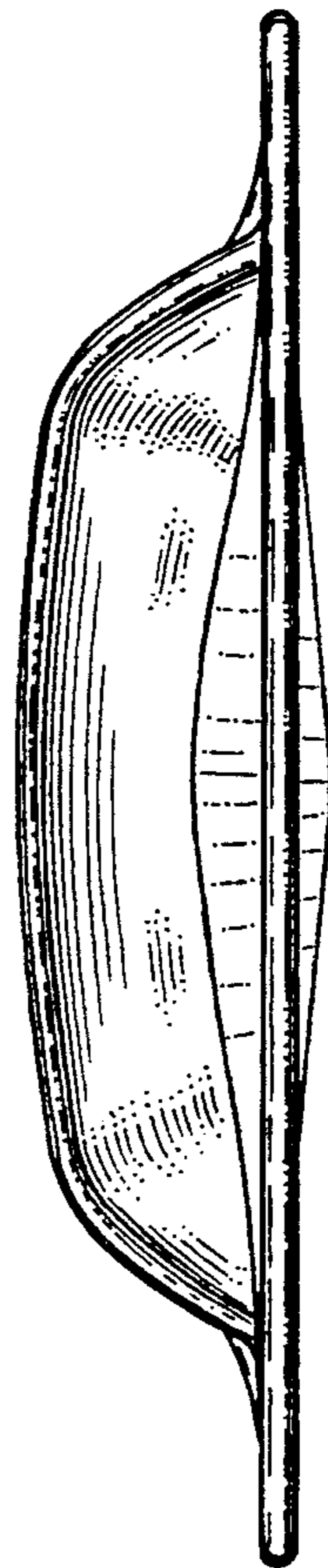


FIG. 5




FIG. 6