



US00D353559S

# United States Patent [19]

[11] Patent Number: **Des. 353,559**

**Fildan**

[45] Date of Patent: **\*\* Dec. 20, 1994**

[54] **COMBINED STRAP AND SLIDE ASSEMBLY FOR LINGERIE**

1,239,683	9/1917	Grabau	.....	D2/625	X
1,322,373	11/1919	Tonahill, Jr.	.....	D2/625	X
1,509,500	9/1924	Van Heusen	.....	D2/625	
2,694,205	11/1954	Fish	.....	D2/625	

[76] Inventor: **Gerhard Fildan**, Wohnpark Alte Erlaa, Anton-Baumgartner-Str. 44, C 4 17, 01 A-1232 Vienna, Austria

*Primary Examiner*—Ralf T. Seifert  
*Attorney, Agent, or Firm*—Herbert Dubno; Ronald Lianides

[\*\*] Term: **14 Years**

[21] Appl. No.: **14,362**

[57] **CLAIM**

[22] Filed: **Oct. 19, 1993**

The ornamental design for a combined strap and slide assembly for lingerie, as shown and described.

[52] U.S. Cl. .... **D11/212; D11/200**

[58] Field of Search ..... 24/200; D2/625; D11/200, 212, 215, 218, 99, 206

**DESCRIPTION**

[56] **References Cited**

**U.S. PATENT DOCUMENTS**

87,404	7/1932	Peter	.....	D2/625
D. 93,170	8/1934	Knoll	.....	D2/625
D. 207,642	5/1967	Hartwell	.....	D17/99

FIG. 1 is a front elevational view of a combined strap and slide assembly for lingerie showing my new design; FIG. 2 is a rear elevational view thereof; FIG. 3 is a left side elevational view thereof, the right side being a mirror image; FIG. 4 is a top plan view thereof; and, FIG. 5 is a bottom plan view thereof.






FIG. 4



FIG. 3

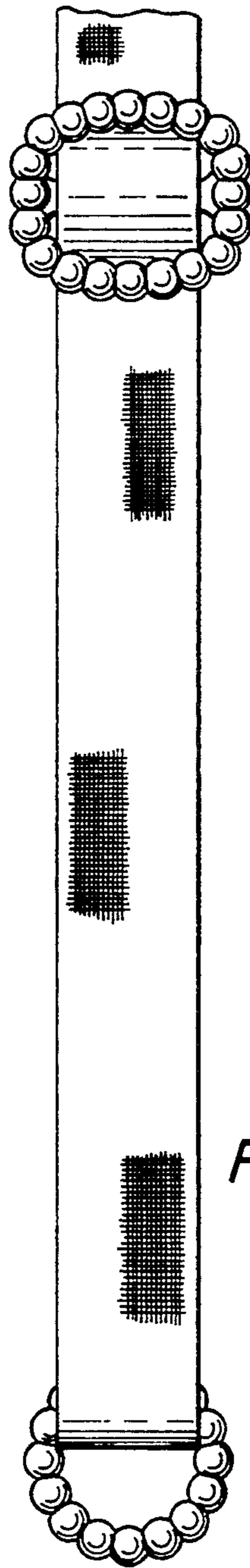


FIG. 1

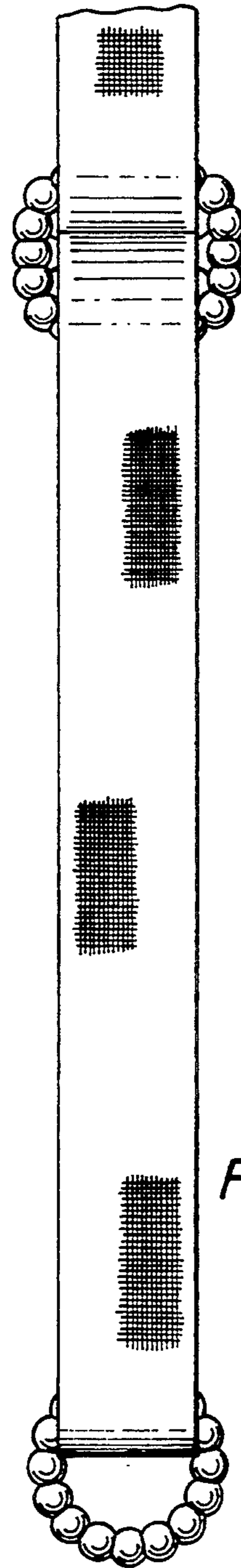


FIG. 2



FIG. 5